



Initial Application Date: 6/20/23

Application # \_\_\_\_\_  
DRB # \_\_\_\_\_ CU # \_\_\_\_\_

**COMMERCIAL**

**COUNTY OF HARNETT LAND USE APPLICATION**

Central Permitting (Physical) 420 McKinney Pkwy, Lillington, NC 27546 (Mailing) PO Box 65 Lillington NC 27546 Phone: (910) 893-7525 opt # 1 Fax: (910) 893-2793 www.harnett.org/permits

LANDOWNER: Harnett Co. Board of Education Mailing Address: 1108 S. 11<sup>th</sup> St

City: Lillington State: NC Zip: 27546 Contact # 910-893-8131 Email: \_\_\_\_\_

APPLICANT\*: Krista Cole/McCorkle Sign Co. Mailing Address: 1107 E. Greer St

City: Durham State: NC Zip: 27704 Contact # 919-687-7080 Email: Krista@McCorkleSigns.com  
\*Please fill out applicant information if different than landowner

CONTACT NAME APPLYING IN OFFICE: \_\_\_\_\_ Phone # \_\_\_\_\_

Address: 736 Rollins Rd Fuquay-Varina PIN: 0645-78-2045

Zoning: RA Watershed: \_\_\_\_\_ Flood: \_\_\_\_\_ Deed Book Page: \_\_\_\_\_ / \_\_\_\_\_

Setbacks – Front: 12' Back: \_\_\_\_\_ Side: \_\_\_\_\_ Corner: \_\_\_\_\_

**PROPOSED USE:**

- Multi-Family Dwelling No. Units: \_\_\_\_\_ No. Bedrooms/Unit: \_\_\_\_\_
- Business Sq. Ft. Retail Space: \_\_\_\_\_ Type: \_\_\_\_\_ # Employees: \_\_\_\_\_ Hours of Operation: \_\_\_\_\_
- Daycare # Preschoolers: \_\_\_\_\_ # Afterschoolers: \_\_\_\_\_ # Employees: \_\_\_\_\_ Hours of Operation: \_\_\_\_\_
- Industry Sq. Ft: \_\_\_\_\_ Type: \_\_\_\_\_ # Employees: \_\_\_\_\_ Hours of Operation: \_\_\_\_\_
- Church Seating Capacity: \_\_\_\_\_ # Bathrooms: \_\_\_\_\_ Kitchen: \_\_\_\_\_
- Accessory/Addition/Other (Size \_\_\_\_\_ x \_\_\_\_\_) Use: Sign

Water Supply: \_\_\_\_\_ County \_\_\_\_\_ Existing Well \_\_\_\_\_ New Well (# of dwellings using well \_\_\_\_\_) \*Must have operable water before final  
(Need to Complete New Well Application at the same time as New Tank)

Sewage Supply: \_\_\_\_\_ New Septic Tank \_\_\_\_\_ Expansion \_\_\_\_\_ Relocation \_\_\_\_\_ Existing Septic Tank \_\_\_\_\_ County Sewer  
(Complete Environmental Health Checklist on other side of application if Septic)

Comments: \_\_\_\_\_  
Installing 1 LED message board pole sign and connect to existing power

If permits are granted I agree to conform to all ordinances and laws of the State of North Carolina regulating such work and the specifications of plans submitted. I hereby state that foregoing statements are accurate and correct to the best of my knowledge. Permit subject to revocation if false information is provided.

Krista Cole  
Signature of Owner or Owner's Agent

6/20/23  
Date

**\*\*This application expires 6 months from the initial date if permits have not been issued\*\***

**RECORDED DEED (OR OFFER TO PURCHASE) AND PLAT ARE REQUIRED WHEN APPLYING FOR LAND USE APPLICATION**

**\*\*\*It is the owner/applicants responsibility to provide the county with any applicable information about the subject property, including but not limited to: boundary information, house location, underground or overhead easements, etc. The county or its employees are not responsible for any incorrect or missing information that is contained within these applications.\*\*\***

\*Each section below must be filled out by whoever is performing the work. Must be owner or licensed contractor. Address, company name & phone must match information on state license.

Application # \_\_\_\_\_  
Harnett County Central Permitting  
420 McKinney Pkwy Lillington, NC 27546  
PO Box 65 Lillington, NC 27546  
910-893-7525 ext. 1 Fax 910-893-2793 www.harnett.org/permits

**COMMERCIAL**

**Application for Building and Trades Permit**

Owner's Name: Harnett County Board of Education Date: 6/20/23  
Site Address: 736 Rollins Rd Fuquay Varina Phone: 910-893-8151  
Directions to job site from Lillington: \_\_\_\_\_

Subdivision: \_\_\_\_\_ Lot: \_\_\_\_\_

Description of Proposed Work: install one sign and connect to existing power

Heated SF \_\_\_\_\_ Unheated SF \_\_\_\_\_  
**General Contractor Information:** Building Cost \$ 7480  
Sign

Building Contractor's Company Name \_\_\_\_\_ Telephone \_\_\_\_\_

Address \_\_\_\_\_ Email Address \_\_\_\_\_

Signature of Owner/Contractor/Officer(s) of Corporation \_\_\_\_\_ License # \_\_\_\_\_

**Electrical Contractor Information:** Electrical Cost \$ 200  
Description of Work: connect to existing power Service Size: \_\_\_\_\_ Amps #T-Poles \_\_\_\_\_

McCorkle Sign Company Telephone 919-687-7080

Electrical Contractor's Company Name \_\_\_\_\_ Telephone \_\_\_\_\_

1107 E. Geer St Durham NC 27704 Krista@McCorkleSigns.com

Address \_\_\_\_\_ Email Address \_\_\_\_\_

Tommy M. [Signature] License # \_\_\_\_\_

Signature of Owner/Contractor/Officer(s) of Corporation \_\_\_\_\_ License # \_\_\_\_\_

**Mechanical Contractor Information:** Mechanical Cost \$ \_\_\_\_\_

Description of Work \_\_\_\_\_ # Units \_\_\_\_\_

N/A

Mechanical Contractor's Company Name \_\_\_\_\_ Telephone \_\_\_\_\_

Address \_\_\_\_\_ Email Address \_\_\_\_\_

Signature of Owner/Contractor/Officer(s) of Corporation \_\_\_\_\_ License # \_\_\_\_\_

**Plumbing Contractor Information:** Plumbing Cost \$ \_\_\_\_\_

Description of Work \_\_\_\_\_ # Baths \_\_\_\_\_

N/A

Plumbing Contractor's Company Name \_\_\_\_\_ Telephone \_\_\_\_\_

Address \_\_\_\_\_ Email Address \_\_\_\_\_

Signature of Owner/Contractor/Officer(s) of Corporation \_\_\_\_\_ License # \_\_\_\_\_

**Insulation Contractor Information**

N/A

Insulation Contractor's Company Name & Address \_\_\_\_\_ Telephone \_\_\_\_\_

\*NOTE: General Contractor must fill out and sign the second page of this application

**Sprinkler Contractor Information**

N/A  
Sprinkler Contractor's Company Name \_\_\_\_\_ Telephone \_\_\_\_\_  
Address \_\_\_\_\_ Email Address \_\_\_\_\_  
Signature of Officer(s) of Corporation \_\_\_\_\_ License # \_\_\_\_\_

**Fire Alarm Contractor Information**

N/A  
Fire Alarm Contractor's Company Name \_\_\_\_\_ Telephone \_\_\_\_\_  
Address \_\_\_\_\_ Email Address \_\_\_\_\_  
Signature of Officer(s) of Corporation \_\_\_\_\_ License # \_\_\_\_\_

**Driveway Access** - NC Department of Transportation Driveway Access/Permit?  Yes  No

I hereby certify that I have the authority to make necessary application, that the application is correct and that the construction will conform to the regulations in the Building, Electrical, Plumbing and Mechanical codes, and the Harnett County Zoning Ordinance. I state the information on the above contractors is correct as known to me and if **any** changes occur including listed contractors, site plan, number of bedrooms, building and trade plans, Environmental Health permit changes or proposed use changes, I certify it is my responsibility to notify the Harnett County Central Permitting Department of any and all changes.

**Expired Permit Fees** - 6 months to 2 years permit re-issue fee is \$150.00. After 2 years re-issue fee is charged at full price per current fee schedule.

Krista Cole / McLockle Sign Co. \_\_\_\_\_  
Signature of Owner/Contractor/Officer(s) of Corporation Date 8/20/23

**Affidavit for Worker's Compensation N.C.G.S. 87-14**

The undersigned applicant being the:

General Contractor  Owner  Officer/Agent of the Contractor or Owner

Do hereby confirm under penalties of perjury that the person(s), firm(s) or corporation(s) performing the work set forth in the permit:

Has three (3) or more employees and has obtained workers' compensation insurance to cover them.

Has one (1) or more subcontractors(s) and has obtained workers' compensation insurance to cover them.

Has one (1) or more subcontractors(s) who has their own policy of workers' compensation insurance covering themselves.

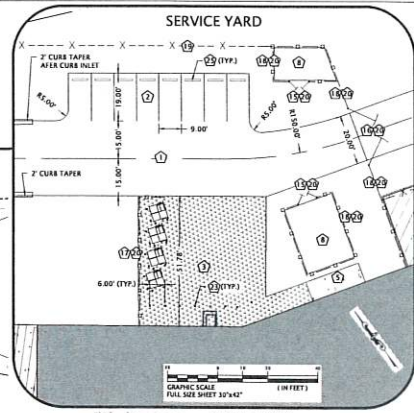
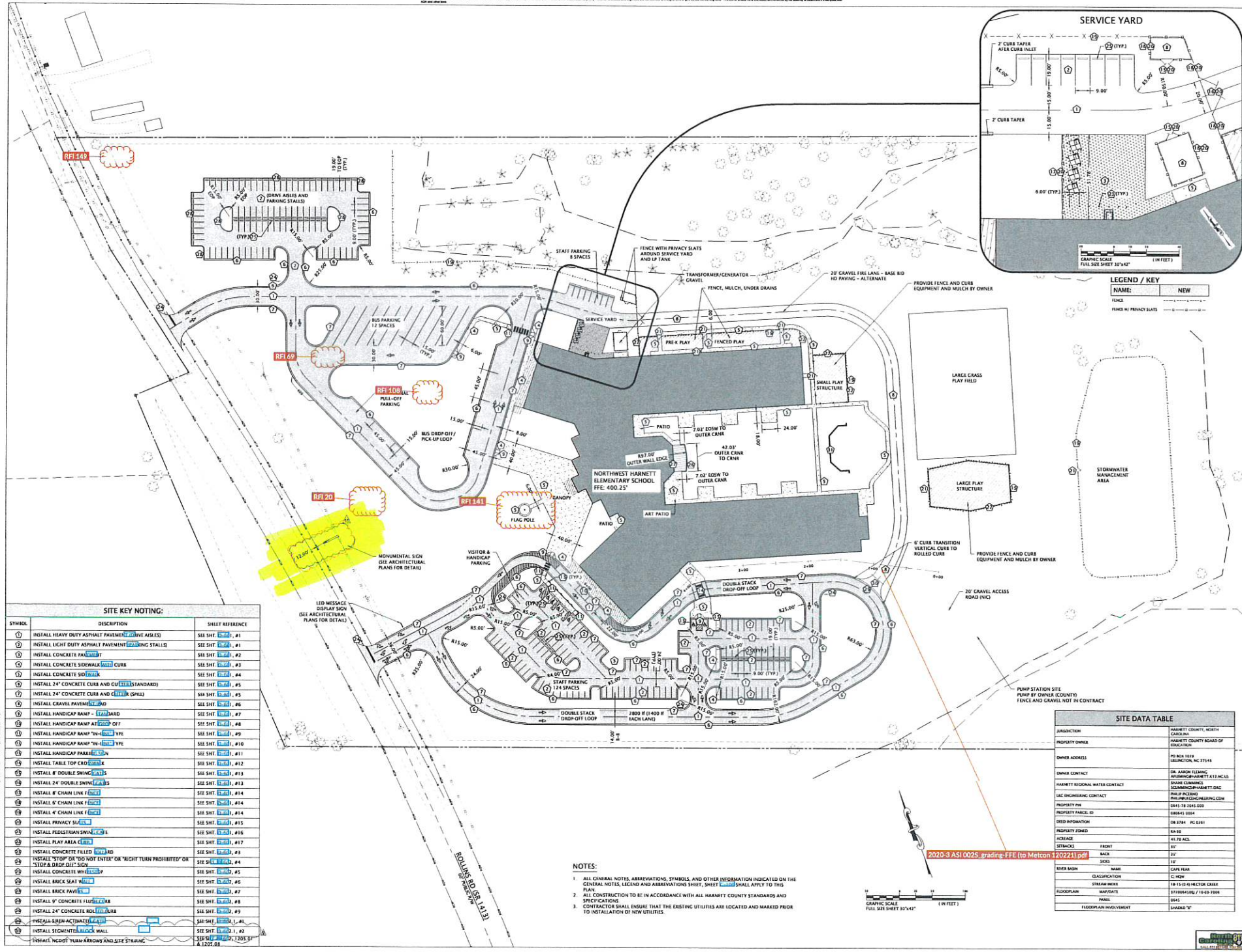
Has no more than two (2) employees and no subcontractors.

While working on the project for which this permit is sought it is understood that the Central Permitting Department issuing the permit may require certificates of coverage of worker's compensation insurance prior to issuance of the permit and at any time during the permitted work from any person, firm or corporation carrying out the work.

Company or Name: \_\_\_\_\_

Sign w/Title: \_\_\_\_\_ Date: \_\_\_\_\_

ALL WORK SHALL BE IN ACCORDANCE WITH THE REQUIREMENTS OF THE HARNETT COUNTY PLANNING AND ZONING DEPARTMENT. THE CONTRACTOR SHALL BE RESPONSIBLE FOR OBTAINING ALL NECESSARY PERMITS AND APPROVALS FROM THE HARNETT COUNTY PLANNING AND ZONING DEPARTMENT. THE CONTRACTOR SHALL BE RESPONSIBLE FOR OBTAINING ALL NECESSARY PERMITS AND APPROVALS FROM THE HARNETT COUNTY PLANNING AND ZONING DEPARTMENT.



**LEGEND / KEY**

NAME:	NEW
FENCE	
FENCE W/ PRIVACY SLATS	

**SITE KEY NOTING:**

SYMBOL	DESCRIPTION	SHEET REFERENCE
①	INSTALL HEAVY DUTY ASPHALT PAVEMENT (DRIVE AISLES)	SEE SHT. 100.1, #1
②	INSTALL LIGHT DUTY ASPHALT PAVEMENT (PARKING STALLS)	SEE SHT. 100.1, #1
③	INSTALL CONCRETE SIDEWALK	SEE SHT. 100.1, #2
④	INSTALL CONCRETE SIDEWALK CURB	SEE SHT. 100.1, #3
⑤	INSTALL CONCRETE SIDEWALK	SEE SHT. 100.1, #4
⑥	INSTALL 24" CONCRETE CURB AND CURB (STANDARD)	SEE SHT. 100.1, #5
⑦	INSTALL 24" CONCRETE CURB AND CURB (SPALL)	SEE SHT. 100.1, #6
⑧	INSTALL GRAVEL PAVEMENT	SEE SHT. 100.1, #7
⑨	INSTALL HANDICAP RAMP AT (CROSSWALK)	SEE SHT. 100.1, #8
⑩	INSTALL HANDICAP RAMP AT (CROSSWALK) OFF	SEE SHT. 100.1, #9
⑪	INSTALL HANDICAP RAMP "IN" (CROSSWALK) TYPE	SEE SHT. 100.1, #10
⑫	INSTALL HANDICAP RAMP "OUT" (CROSSWALK) TYPE	SEE SHT. 100.1, #11
⑬	INSTALL TABLE TOP CROSSWALK	SEE SHT. 100.1, #12
⑭	INSTALL 8" DOUBLE SWING (CROSSWALK)	SEE SHT. 100.1, #13
⑮	INSTALL 24" DOUBLE SWING (CROSSWALK)	SEE SHT. 100.1, #14
⑯	INSTALL 8" CHAIN LINK FENCE	SEE SHT. 100.1, #15
⑰	INSTALL 6" CHAIN LINK FENCE	SEE SHT. 100.1, #16
⑱	INSTALL PRIVACY SLAT	SEE SHT. 100.1, #17
⑲	INSTALL PEDESTRIAN SWING (CROSSWALK)	SEE SHT. 100.1, #18
⑳	INSTALL PLAY AREA (CROSSWALK)	SEE SHT. 100.1, #19
㉑	INSTALL CONCRETE FLEED (CROSSWALK)	SEE SHT. 100.1, #20
㉒	INSTALL "STOP" OR "DO NOT ENTER" OR "RIGHT TURN PROHIBITED" OR "STOP & DROP OFF" SIGN	SEE SHT. 100.1, #21
㉓	INSTALL CONCRETE WALKWAY	SEE SHT. 100.1, #22
㉔	INSTALL BRICK SEAT	SEE SHT. 100.1, #23
㉕	INSTALL BRICK FENCE	SEE SHT. 100.1, #24
㉖	INSTALL 8" CONCRETE FLEED CURB	SEE SHT. 100.1, #25
㉗	INSTALL 24" CONCRETE BOLLARD CURB	SEE SHT. 100.1, #26
㉘	INSTALL SIGNAGE (CROSSWALK)	SEE SHT. 100.1, #27
㉙	INSTALL SEGMENTAL BLOCK WALL	SEE SHT. 100.1, #28
㉚	INSTALL "NOOT" TURN ARROWS AND STOP STRAING	SEE SHT. 100.1, #29

**NOTES:**

- ALL GENERAL NOTES, ABBREVIATIONS, SYMBOLS, AND OTHER INFORMATION INDICATED ON THE GENERAL NOTES, LEGEND AND ABBREVIATIONS SHEET, SHEET 100.0 SHALL APPLY TO THIS PLAN.
- ALL CONSTRUCTION TO BE IN ACCORDANCE WITH ALL HARNETT COUNTY STANDARDS AND SPECIFICATIONS.
- CONTRACTOR SHALL ENSURE THAT THE EXISTING UTILITIES ARE LOCATED AND MARKED PRIOR TO INSTALLATION OF NEW UTILITIES.

**SITE DATA TABLE**

JURISDICTION	HARNETT COUNTY, NORTH CAROLINA
PROPERTY OWNER	HARNETT COUNTY ROAD DEPARTMENT
OWNER ADDRESS	PO BOX 1033 LILLINGTON, NC 27545
OWNER CONTACT	DR. ANAHE FLEMING HARNETT COUNTY ROAD DEPARTMENT
HARNETT REGIONAL WATER CONTACT	SHANE CUMMINGS HARNETT COUNTY ROAD DEPARTMENT
MECHANICAL CONTACT	PHIL PIZZANO HARNETT COUNTY ROAD DEPARTMENT
PROPERTY FEE	0645.78.0045.000
PROPERTY PARCEL ID	06045.0004
DEED INFORMATION	08.3744 PG.0361
PROPERTY ZONING	RS-30
SETBACKS	FRONT: 10.00 ACB BACK: 20' SIDE: 10'
RIVER BASIN	NAME: CROFT CREEK
CLASSIFICATION	CL: 100
STREAM NUMBER	18.115 (S) HECTOR CREEK
FLOODPLAIN	DATE: 07/20/2018 / 14:59:2008
PANEL	0645
FLOODPLAIN INVOLVEMENT	SHARED "N"

Accounting  
 Design/Engineer  
 1000 Performance Road  
 Raleigh, NC 27601  
 P: 919.233.1100  
 F: 919.233.1101  
 E: info@sfia-architect.com

**sfia-architect**

FOR CONSTRUCTION!

SEA 043255  
 12.18.22

**LKG**  
 140 Angus Street, Charlotte, NC  
 Office: 919.432.1437 Fax: 919.432.1438  
 Designing with a Purpose

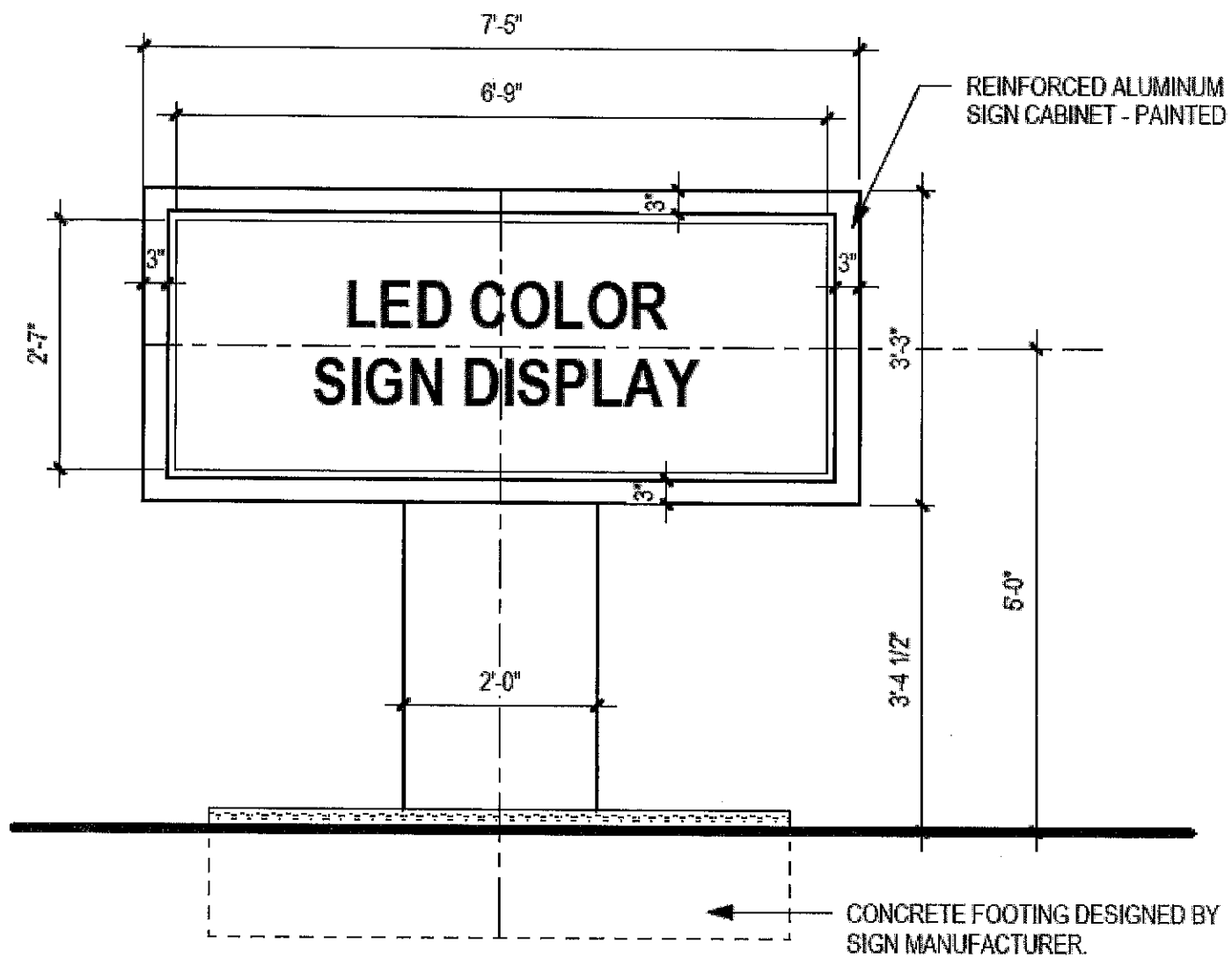
HARNETT COUNTY SCHOOLS  
**NorthWest Harnett Elementary School**

ENERGY STAR PARTN

ISSUE DATE: 03/15  
 PROJECT #: 2020-3  
 DRAWN BY: CL/SJT  
 CHECKED BY: PAP  
 © 2020 SIA Architects, Inc.  
 All Rights Reserved

OVERALL SITE LAYOUT

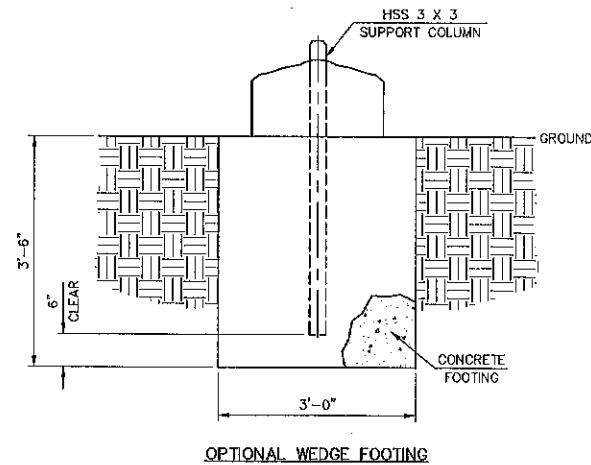
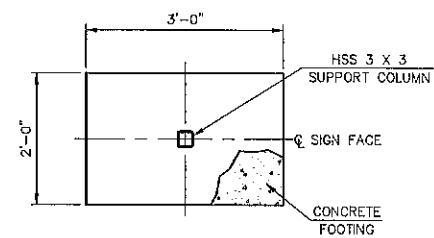
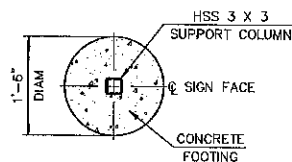
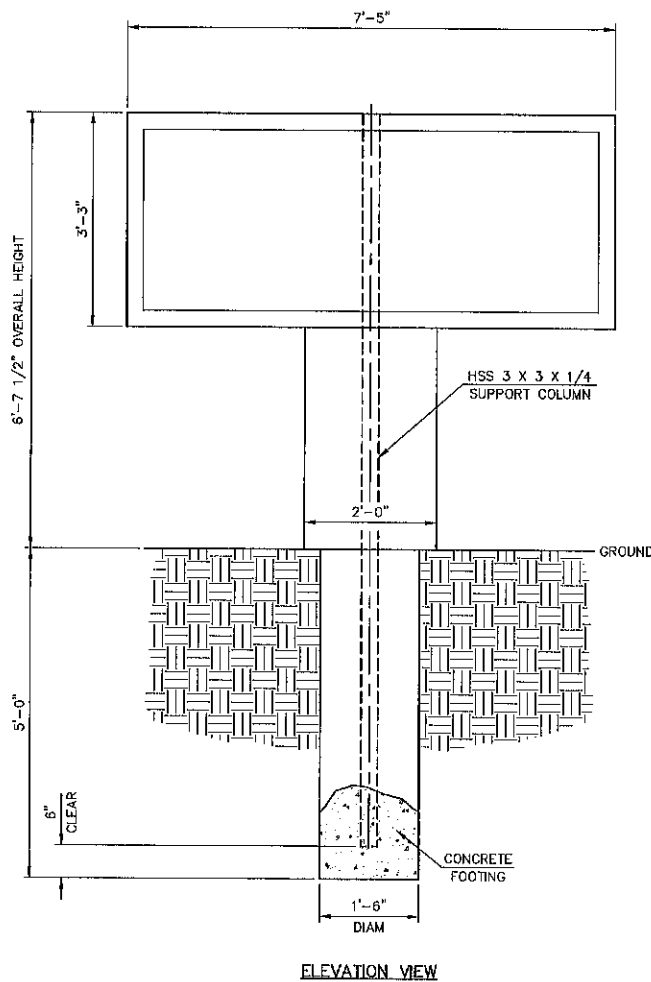
C-201



**FRONT ELEVATION**

**GENERAL NOTES:**

- All design, fabrication, installation and construction shall conform to the following specifications, unless specifically noted otherwise on the drawing:
  - The 2018 North Carolina Building Code
  - The 2015 International Building Code
  - American Concrete Institute Building Code Requirements for Reinforced Concrete (318-14)
  - American Institute of Steel Construction, Inc. Manual of Steel Construction (14th Edition)
  - American Welding Society AWS/AWS D.1 Structural Welding Code - Steel
- All steel components shall be as listed below, unless noted otherwise:
  - All rolled shapes, plates and bars shall be ASTM A36, or equal.
  - All pipe shall meet the requirements of ASTM A53, Type S or E, Gr. B, or ASTM A500, Gr. B.
  - All structural tubing shall be ASTM A500, Grade B, or equal.
  - All bolted connections shall be made with ASTM A505 Bolts and shall be installed as per AWS Specifications.
  - All exposed materials shall be properly protected from weathering and/or corrosion.
- All field welds shall be made by a welder certified in the specified position.
  - All welds shall be made with E70XX electrode, or equal.
  - All welds shall be made in a sequence that will balance the applied heat of welding with the welding progresses.
- All concrete shall have a minimum compressive strength at 28 days of 3000 psi.
  - Slippage may be installed on the structure after a minimum curing time of 3 days, provided the curing process has been properly maintained in accordance with ACI 318-14.
- No steel reinforcement is required in cube or auger style footings where the support column is embedded directly to the bottom of the footing.
  - The structure has been designed to withstand a 115 mph (3-sec gust) design wind speed with a maximum design pressure of 25.3 psf according to ASCE 7-10. (Exposure B - Risk Cat. II)
  - The design pressure shown is prior to the 0.9 ASD design factor being applied per ASCE 7-10.
  - If the proposed structure is located in the proximity of a bluff, the top or base of a steep hill, or any other geographical feature that may affect the wind flow around the sign, the installer shall contact Cornerstone for potential redesign or re-evaluation.
- The foundation has been designed assuming the following average soil conditions:
  - Allowable Lateral Bearing Pressure of 150 psf/ft. (This value is used for cube and auger footings.) The soil allowable is multiplied by two for footed footing as per IRC 1806.3.4.
  - 150 psf/ft corresponds to sand, silty sand, clayey sand, silty gravel, clayey gravel or equal.
  - If soil conditions other than those assumed are encountered (including soft soils, unstable or collapsing soils, expansive soils, organic materials, groundwater, adjacent utilities, or any other condition of potential concern) cause excavation immediately and contact Cornerstone so that the foundation design can be re-evaluated.
  - If the structure is to be located in the proximity of a building or any other structure, Cornerstone shall be contacted prior to installation to evaluate any potential impact on the adjacent footings.
  - If the structure is located on the side or top of a slope in excess of 3:1, the installer shall contact Cornerstone for re-evaluation. The foundation shall not be placed in or near a fill slope without Cornerstone's approval.
  - All concrete shall be placed in direct contact with undisturbed soil. There shall be no backfilled soil placed in or around the foundation without written approval from Cornerstone.
- Cornerstone is in no way responsible for the safety of the work site during installation. The installer shall take appropriate measures to make sure that the installation of the foundation and the erection of the structure is performed using methods in compliance with applicable OSHA regulations.
- If existing and proposed conditions are not as detailed in this design drawing the installer shall cease work and notify Cornerstone immediately.
  - Cornerstone will not be performing on-site inspections or verification of conditions. It is the responsibility of the installer, the structure owner, and the property owner to identify the on-site conditions and to contact Cornerstone with any discrepancies or concerns. It is the owner's responsibility to locate and mark all underground utilities.
- Any deviation from these plans or non-compliance with the general notes without written approval from Cornerstone will render the entire design to be void.



THIS ITEM HAS BEEN ELECTRONICALLY SIGNED AND SEALED BY JAMES CORDELL KING III, P.E. ON THE DATE SHOWN ON THE TIME STAMP USING A DIGITAL SIGNATURE.

PRINTED COPIES OF THIS DOCUMENT ARE NOT CONSIDERED SIGNED AND SEALED AND THE SIGNATURE MUST BE VERIFIED ON ANY ELECTRONIC COPIES.

**NOTICE:**

CORNERSTONE ENGINEERING, INC IS RESPONSIBLE FOR COLUMN AND FOOTING DESIGN ONLY. SIGN CABINET COMPONENTS AND ATTACHMENT ARE THE RESPONSIBILITY OF THE SIGN MANUFACTURER.

James King  
Digitally signed by James King  
Date: 2023.03.08 16:52:04 -05'00'



NC P.E. # 040214  
NC FIRM # C-2064

**CORNERSTONE ENGINEERING, INC.**  
1020 William Blount Drive - Maryville, TN 37801  
(865) 272-2688 - www.cornerstoneinc.com

PREPARED FOR:  
**MCCORKLE SIGN CO. INC.**  
1214 Avondale Drive - Durham, NC 27701  
Northwest Jameatt Elementary School Monument @ 6'-7 1/2" Overall Height  
756 Rollins Rd - Fuquay-Varina, North Carolina

Drawn By: JCK  
Date: 03/08/2023  
Sheet: 1 of 1  
Project #: 230174  
Dwg #: CA27644  
Scale: 3/4"=1'-0"