


CORBEL SIDE PROFILE

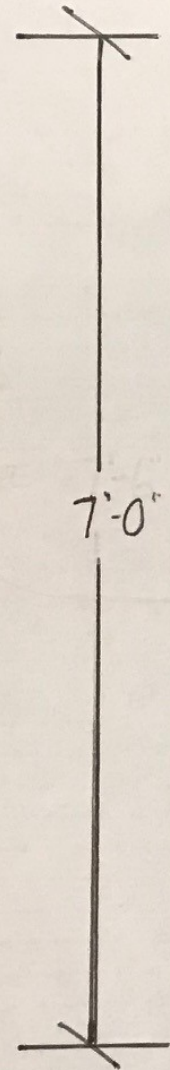


CUSTOM BIRCH TREE LOGO
METAL WILL
REPLICATE
ON SINGLE
COLUMNS


DARK BRONZE/BROWN METAL PEAK

8" BEAM W (5) 8" CORBELS INSET
INTO COLUMN UNDER SIGN

BROKE LETTERS CUT AND APPLIED TO BACKER
NATURAL STONE 2" CAP



7'-0"



2'-0"

2'-0"

OFF WHITE PAINTED BRICK

4'-0"

11'-0"

12'-0"

16'-0"