

| Main Floor | | | |
|--------------------------------|----------------------|--|----------|
| Member Name | Results (Max UTIL %) | Current Solution | Comments |
| Master Bedroom Window Header | Passed (53% R) | 3 piece(s) 1 3/4" x 14" 2.0E Microllam® LVL | |
| Dining Room Window Header | Passed (44% R) | 2 piece(s) 1 3/4" x 9 1/4" 2.0E Microllam® LVL | |
| Lower Floor | | | |
| Member Name | Results (Max UTIL %) | Current Solution | Comments |
| Bedroom 3 Window Header | Passed (45% R) | 2 piece(s) 1 3/4" x 9 1/4" 2.0E Microllam® LVL | |
| Lower Storage Room Door Header | Passed (82% R) | 2 piece(s) 1 3/4" x 9 1/4" 2.0E Microllam® LVL | |
| Bedroom 3 Closet Header | Passed (41% ΔL) | 2 piece(s) 1 3/4" x 9 1/4" 2.0E Microllam® LVL | |
| Basement Landing Header | Passed (27% ΔL) | 2 piece(s) 1 3/4" x 9 1/4" 2.0E Microllam® LVL | |
| Basement Game Room Header | Passed (35% R) | 2 piece(s) 1 3/4" x 14" 2.0E Microllam® LVL | |

| ForteWEB Software Operator | Job Notes |
|---|---------------------------------------|
| Thomas Moorhead Weyerhaeuser (501) 624-8526 thomas.moorhead@weyerhaeuser.com | Sandford, NC 27330 Ticket # 162106 |




11/3/2025 7:40:31 PM UTC

ForteWEB v3.9

File Name: 162106

Main Floor, Master Bedroom Window Header
3 piece(s) 1 3/4" x 14" 2.0E Microllam® LVL



Drawing is Conceptual. All locations are measured from the outside face of left support (or left cantilever end). All dimensions are horizontal (typ.).

| Design Results | Actual @ Location | Allowed | Result | LDF | Load: Combination (Pattern) |
|-----------------------|-------------------|---------------|-----------------|------|-----------------------------|
| Member Reaction (lbs) | 6102 @ 1 1/2" | 11419 (3.00") | Passed (53%) | -- | 1.0 D + 1.0 Lr (All Spans) |
| Shear (lbs) | 4801 @ 1' 5" | 16060 | Passed (30%) | 1.15 | 1.0 D + 1.0 S (All Spans) |
| Moment (Ft-lbs) | 19519 @ 6' 7 3/4" | 41846 | Passed (47%) | 1.15 | 1.0 D + 1.0 S (All Spans) |
| Live Load Defl. (in) | 0.135 @ 6' 7 3/4" | 0.326 | Passed (L/999+) | -- | 1.0 D + 1.0 S (All Spans) |
| Total Load Defl. (in) | 0.279 @ 6' 7 3/4" | 0.652 | Passed (L/560) | -- | 1.0 D + 1.0 S (All Spans) |

- Deflection criteria: LL (L/480) and TL (L/240).
- Allowed moment does not reflect the adjustment for the beam stability factor.

Member Length : 13' 3 1/2"
System : Wall
Member Type : Header
Building Use : Residential
Building Code : IBC 2021
Design Methodology : ASD

| Supports | Bearing Length | | | Loads to Supports (lbs) | | | | Accessories |
|-------------------|----------------|-----------|----------|-------------------------|-----------|------|----------|-------------|
| | Total | Available | Required | Dead | Roof Live | Snow | Factored | |
| 1 - Trimmer - SPF | 3.00" | 3.00" | 1.60" | 3155 | 2946 | 2946 | 6102 | None |
| 2 - Trimmer - SPF | 3.00" | 3.00" | 1.60" | 3155 | 2946 | 2946 | 6102 | None |

| Lateral Bracing | Bracing Intervals | Comments |
|------------------|-------------------|----------|
| Top Edge (Lu) | 13' 4" o/c | |
| Bottom Edge (Lu) | 13' 4" o/c | |

- Maximum allowable bracing intervals based on applied load.

| Vertical Loads | Location | Tributary Width | Dead (0.90) | Roof Live (1.25) | Snow (1.15) | Comments |
|-----------------------|-----------------|-----------------|-------------|------------------|-------------|-------------------|
| 0 - Self Weight (PLF) | 0 to 13' 3 1/2" | N/A | 21.5 | -- | -- | |
| 1 - Uniform (PSF) | 0 to 13' 3 1/2" | 22' 2" | 20.0 | 20.0 | 20.0 | Roof Load |
| 2 - Uniform (PLF) | 0 to 13' 3 1/2" | N/A | 10.0 | -- | -- | 1ft of wall above |

Member Notes

- This calculation is a preliminary analysis based solely on gravity loads and is applicable only to TrusJoist® products for the referenced project.
- Member reactions must be supported by adequately sized structural member(s).
- If this beam replaces a braced wall, alternate wall bracing is required according to Chapter 6 of the International Residential Code (IRC).
- The Designer of Record (DOR) must address the continuity of ceiling joists if the beam placement changes the ceiling framing.

Weyerhaeuser Notes

Weyerhaeuser warrants that the sizing of its products will be in accordance with Weyerhaeuser product design criteria and published design values. Weyerhaeuser expressly disclaims any other warranties related to the software. Use of this software is not intended to circumvent the need for a design professional as determined by the authority having jurisdiction. The designer of record, builder or framer is responsible to assure that this calculation is compatible with the overall project. Accessories (Rim Board, Blocking Panels and Squash Blocks) are not designed by this software. Products manufactured at Weyerhaeuser facilities are third-party certified to sustainable forestry standards. Weyerhaeuser Engineered Lumber Products have been evaluated by ICC-ES under evaluation reports ESR-1153 and ESR-1387 and/or tested in accordance with applicable ASTM standards. For current code evaluation reports, Weyerhaeuser product literature and installation details refer to www.weyerhaeuser.com/woodproducts/document-library.


The product application, input design loads, dimensions and support information have been provided by ForteWEB Software Operator

| ForteWEB Software Operator | Job Notes |
|---|---------------------------------------|
| Thomas Moorhead Weyerhaeuser (501) 624-8526 thomas.moorhead@weyerhaeuser.com | Sandford, NC 27330 Ticket # 162106 |



11/3/2025 7:40:31 PM UTC
ForteWEB v3.9, Engine: V8.4.3.94, Data: V8.1.7.3
File Name: 162106

Main Floor, Dining Room Window Header
2 piece(s) 1 3/4" x 9 1/4" 2.0E Microllam® LVL



Drawing is Conceptual. All locations are measured from the outside face of left support (or left cantilever end). All dimensions are horizontal (typ.).

| Design Results | Actual @ Location | Allowed | Result | LDF | Load: Combination (Pattern) |
|-----------------------|-------------------|--------------|-----------------|------|-----------------------------|
| Member Reaction (lbs) | 3329 @ 1' 1/2" | 7613 (3.00") | Passed (44%) | -- | 1.0 D + 1.0 S (All Spans) |
| Shear (lbs) | 2284 @ 1' 1/4" | 7074 | Passed (32%) | 1.15 | 1.0 D + 1.0 S (All Spans) |
| Moment (Ft-lbs) | 5002 @ 3' 3" | 12884 | Passed (39%) | 1.15 | 1.0 D + 1.0 S (All Spans) |
| Live Load Defl. (in) | 0.046 @ 3' 3" | 0.156 | Passed (L/999+) | -- | 1.0 D + 1.0 S (All Spans) |
| Total Load Defl. (in) | 0.094 @ 3' 3" | 0.313 | Passed (L/798) | -- | 1.0 D + 1.0 S (All Spans) |

- Deflection criteria: LL (L/480) and TL (L/240).
- Allowed moment does not reflect the adjustment for the beam stability factor.

Member Length : 6' 6"
System : Wall
Member Type : Header
Building Use : Residential
Building Code : IBC 2021
Design Methodology : ASD

| Supports | Bearing Length | | | Loads to Supports (lbs) | | | | Accessories |
|-------------------|----------------|-----------|----------|-------------------------|-----------|------|----------|-------------|
| | Total | Available | Required | Dead | Roof Live | Snow | Factored | |
| 1 - Trimmer - SPF | 3.00" | 3.00" | 1.50" | 1696 | 1633 | 1633 | 3329 | None |
| 2 - Trimmer - SPF | 3.00" | 3.00" | 1.50" | 1696 | 1633 | 1633 | 3329 | None |

| Lateral Bracing | Bracing Intervals | Comments |
|------------------|-------------------|----------|
| Top Edge (Lu) | 6' 6" o/c | |
| Bottom Edge (Lu) | 6' 6" o/c | |

- Maximum allowable bracing intervals based on applied load.

| Vertical Loads | Location | Tributary Width | Dead (0.90) | Roof Live (1.25) | Snow (1.15) | Comments |
|-----------------------|------------|-----------------|-------------|------------------|-------------|-------------------|
| 0 - Self Weight (PLF) | 0 to 6' 6" | N/A | 9.4 | -- | -- | |
| 1 - Uniform (PSF) | 0 to 6' 6" | 25' 1 1/2" | 20.0 | 20.0 | 20.0 | Roof Load |
| 2 - Uniform (PLF) | 0 to 6' 6" | N/A | 10.0 | -- | -- | 1ft of wall above |

Member Notes

- This calculation is a preliminary analysis based solely on gravity loads and is applicable only to TrusJoist® products for the referenced project.
- Member reactions must be supported by adequately sized structural member(s).
- If this beam replaces a braced wall, alternate wall bracing is required according to Chapter 6 of the International Residential Code (IRC).
- The Designer of Record (DOR) must address the continuity of ceiling joists if the beam placement changes the ceiling framing.

Weyerhaeuser Notes

Weyerhaeuser warrants that the sizing of its products will be in accordance with Weyerhaeuser product design criteria and published design values. Weyerhaeuser expressly disclaims any other warranties related to the software. Use of this software is not intended to circumvent the need for a design professional as determined by the authority having jurisdiction. The designer of record, builder or framer is responsible to assure that this calculation is compatible with the overall project. Accessories (Rim Board, Blocking Panels and Squash Blocks) are not designed by this software. Products manufactured at Weyerhaeuser facilities are third-party certified to sustainable forestry standards. Weyerhaeuser Engineered Lumber Products have been evaluated by ICC-ES under evaluation reports ESR-1153 and ESR-1387 and/or tested in accordance with applicable ASTM standards. For current code evaluation reports, Weyerhaeuser product literature and installation details refer to www.weyerhaeuser.com/woodproducts/document-library.


The product application, input design loads, dimensions and support information have been provided by ForteWEB Software Operator

| ForteWEB Software Operator | Job Notes |
|---|---------------------------------------|
| Thomas Moorhead Weyerhaeuser (501) 624-8526 thomas.moorhead@weyerhaeuser.com | Sandford, NC 27330 Ticket # 162106 |



11/3/2025 7:40:31 PM UTC
ForteWEB v3.9, Engine: V8.4.3.94, Data: V8.1.7.3
File Name: 162106

Lower Floor, Bedroom 3 Window Header
2 piece(s) 1 3/4" x 9 1/4" 2.0E Microllam® LVL



Drawing is Conceptual. All locations are measured from the outside face of left support (or left cantilever end). All dimensions are horizontal (typ.).

| Design Results | Actual @ Location | Allowed | Result | LDF | Load: Combination (Pattern) |
|-----------------------|-------------------|--------------|-----------------|------|-----------------------------|
| Member Reaction (lbs) | 3418 @ 1' 1/2" | 7613 (3.00") | Passed (45%) | -- | 1.0 D + 1.0 S (All Spans) |
| Shear (lbs) | 2384 @ 1' 1/4" | 7074 | Passed (34%) | 1.15 | 1.0 D + 1.0 S (All Spans) |
| Moment (Ft-lbs) | 5349 @ 3' 4 1/2" | 12884 | Passed (42%) | 1.15 | 1.0 D + 1.0 S (All Spans) |
| Live Load Defl. (in) | 0.047 @ 3' 4 1/2" | 0.162 | Passed (L/999+) | -- | 1.0 D + 1.0 S (All Spans) |
| Total Load Defl. (in) | 0.107 @ 3' 4 1/2" | 0.325 | Passed (L/728) | -- | 1.0 D + 1.0 S (All Spans) |

- Deflection criteria: LL (L/480) and TL (L/240).
- Allowed moment does not reflect the adjustment for the beam stability factor.

Member Length : 6' 9"
System : Wall
Member Type : Header
Building Use : Residential
Building Code : IBC 2021
Design Methodology : ASD

| Supports | Bearing Length | | | Loads to Supports (lbs) | | | | | Accessories |
|-------------------|----------------|-----------|----------|-------------------------|------------|-----------|------|----------|-------------|
| | Total | Available | Required | Dead | Floor Live | Roof Live | Snow | Factored | |
| 1 - Trimmer - SPF | 3.00" | 3.00" | 1.50" | 1922 | 90 | 1496 | 1496 | 3418 | None |
| 2 - Trimmer - SPF | 3.00" | 3.00" | 1.50" | 1922 | 90 | 1496 | 1496 | 3418 | None |

| Lateral Bracing | Bracing Intervals | Comments |
|------------------|-------------------|----------|
| Top Edge (Lu) | 6' 9" o/c | |
| Bottom Edge (Lu) | 6' 9" o/c | |

- Maximum allowable bracing intervals based on applied load.

| Vertical Loads | Location | Tributary Width | Dead (0.90) | Floor Live (1.00) | Roof Live (1.25) | Snow (1.15) | Comments |
|-----------------------|------------|-----------------|-------------|-------------------|------------------|-------------|--------------------|
| 0 - Self Weight (PLF) | 0 to 6' 9" | N/A | 9.4 | -- | -- | -- | |
| 1 - Uniform (PSF) | 0 to 6' 9" | 22' 2" | 20.0 | -- | 20.0 | 20.0 | Roof Load |
| 2 - Uniform (PLF) | 0 to 6' 9" | N/A | 110.0 | -- | -- | -- | 11ft of wall above |
| 3 - Uniform (PSF) | 0 to 6' 9" | 8" | 10.0 | 40.0 | -- | -- | Floor above |

Member Notes

- This calculation is a preliminary analysis based solely on gravity loads and is applicable only to TrusJoist® products for the referenced project.
- Member reactions must be supported by adequately sized structural member(s).
- If this beam replaces a braced wall, alternate wall bracing is required according to Chapter 6 of the International Residential Code (IRC).
- The Designer of Record (DOR) must address the continuity of ceiling joists if the beam placement changes the ceiling framing.

Weyerhaeuser Notes

Weyerhaeuser warrants that the sizing of its products will be in accordance with Weyerhaeuser product design criteria and published design values. Weyerhaeuser expressly disclaims any other warranties related to the software. Use of this software is not intended to circumvent the need for a design professional as determined by the authority having jurisdiction. The designer of record, builder or framer is responsible to assure that this calculation is compatible with the overall project. Accessories (Rim Board, Blocking Panels and Squash Blocks) are not designed by this software. Products manufactured at Weyerhaeuser facilities are third-party certified to sustainable forestry standards. Weyerhaeuser Engineered Lumber Products have been evaluated by ICC-ES under evaluation reports ESR-1153 and ESR-1387 and/or tested in accordance with applicable ASTM standards. For current code evaluation reports, Weyerhaeuser product literature and installation details refer to www.weyerhaeuser.com/woodproducts/document-library.

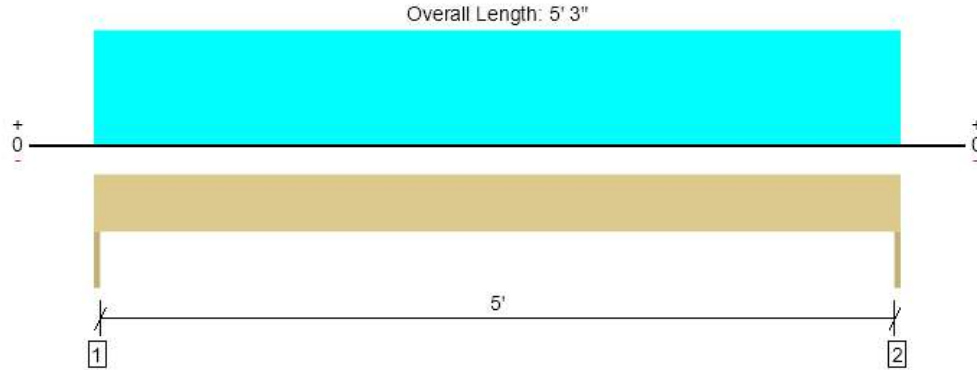
The product application, input design loads, dimensions and support information have been provided by ForteWEB Software Operator

| ForteWEB Software Operator | Job Notes |
|---|---------------------------------------|
| Thomas Moorhead Weyerhaeuser (501) 624-8526 thomas.moorhead@weyerhaeuser.com | Sandford, NC 27330 Ticket # 162106 |



11/3/2025 7:40:31 PM UTC
ForteWEB v3.9, Engine: V8.4.3.94, Data: V8.1.7.3
File Name: 162106

Lower Floor, Lower Storage Room Door Header
2 piece(s) 1 3/4" x 9 1/4" 2.0E Microllam® LVL



Drawing is Conceptual. All locations are measured from the outside face of left support (or left cantilever end). All dimensions are horizontal (typ.).

| Design Results | Actual @ Location | Allowed | Result | LDF | Load: Combination (Pattern) |
|-----------------------|-------------------|--------------|-----------------|------|-------------------------------------|
| Member Reaction (lbs) | 3112 @ 0 | 3806 (1.50") | Passed (82%) | -- | 1.0 D + 0.75 L + 0.75 S (All Spans) |
| Shear (lbs) | 2050 @ 10 3/4" | 7074 | Passed (29%) | 1.15 | 1.0 D + 0.75 L + 0.75 S (All Spans) |
| Moment (Ft-lbs) | 4084 @ 2' 7 1/2" | 12884 | Passed (32%) | 1.15 | 1.0 D + 0.75 L + 0.75 S (All Spans) |
| Live Load Defl. (in) | 0.025 @ 2' 7 1/2" | 0.131 | Passed (L/999+) | -- | 1.0 D + 0.75 L + 0.75 S (All Spans) |
| Total Load Defl. (in) | 0.058 @ 2' 7 1/2" | 0.262 | Passed (L/999+) | -- | 1.0 D + 0.75 L + 0.75 S (All Spans) |

- Deflection criteria: LL (L/480) and TL (L/240).
- Allowed moment does not reflect the adjustment for the beam stability factor.

Member Length : 5' 3"
System : Wall
Member Type : Header
Building Use : Residential
Building Code : IBC 2021
Design Methodology : ASD

| Supports | Bearing Length | | | Loads to Supports (lbs) | | | | | Accessories |
|-------------------|----------------|-----------|----------|-------------------------|------------|-----------|------|----------|-------------|
| | Total | Available | Required | Dead | Floor Live | Roof Live | Snow | Factored | |
| 1 - Trimmer - SPF | 1.50" | 1.50" | 1.50" | 1755 | 490 | 1319 | 1319 | 3112 | None |
| 2 - Trimmer - SPF | 1.50" | 1.50" | 1.50" | 1755 | 490 | 1319 | 1319 | 3112 | None |

| Lateral Bracing | Bracing Intervals | Comments |
|------------------|-------------------|----------|
| Top Edge (Lu) | 5' 3" o/c | |
| Bottom Edge (Lu) | 5' 3" o/c | |

- Maximum allowable bracing intervals based on applied load.

| Vertical Loads | Location | Tributary Width | Dead (0.90) | Floor Live (1.00) | Roof Live (1.25) | Snow (1.15) | Comments |
|-----------------------|------------|-----------------|-------------|-------------------|------------------|-------------|--------------------|
| 0 - Self Weight (PLF) | 0 to 5' 3" | N/A | 9.4 | -- | -- | -- | |
| 1 - Uniform (PSF) | 0 to 5' 3" | 25' 1 1/2" | 20.0 | -- | 20.0 | 20.0 | Roof Load |
| 2 - Uniform (PLF) | 0 to 5' 3" | N/A | 110.0 | -- | -- | -- | 11ft of wall above |
| 3 - Uniform (PSF) | 0 to 5' 3" | 4' 8" | 10.0 | 40.0 | -- | -- | Floor/deck above |

Member Notes

- This calculation is a preliminary analysis based solely on gravity loads and is applicable only to TrusJoist® products for the referenced project.
- Member reactions must be supported by adequately sized structural member(s).
- If this beam replaces a braced wall, alternate wall bracing is required according to Chapter 6 of the International Residential Code (IRC).
- The Designer of Record (DOR) must address the continuity of ceiling joists if the beam placement changes the ceiling framing.

Weyerhaeuser Notes

Weyerhaeuser warrants that the sizing of its products will be in accordance with Weyerhaeuser product design criteria and published design values. Weyerhaeuser expressly disclaims any other warranties related to the software. Use of this software is not intended to circumvent the need for a design professional as determined by the authority having jurisdiction. The designer of record, builder or framer is responsible to assure that this calculation is compatible with the overall project. Accessories (Rim Board, Blocking Panels and Squash Blocks) are not designed by this software. Products manufactured at Weyerhaeuser facilities are third-party certified to sustainable forestry standards. Weyerhaeuser Engineered Lumber Products have been evaluated by ICC-ES under evaluation reports ESR-1153 and ESR-1387 and/or tested in accordance with applicable ASTM standards. For current code evaluation reports, Weyerhaeuser product literature and installation details refer to www.weyerhaeuser.com/woodproducts/document-library.

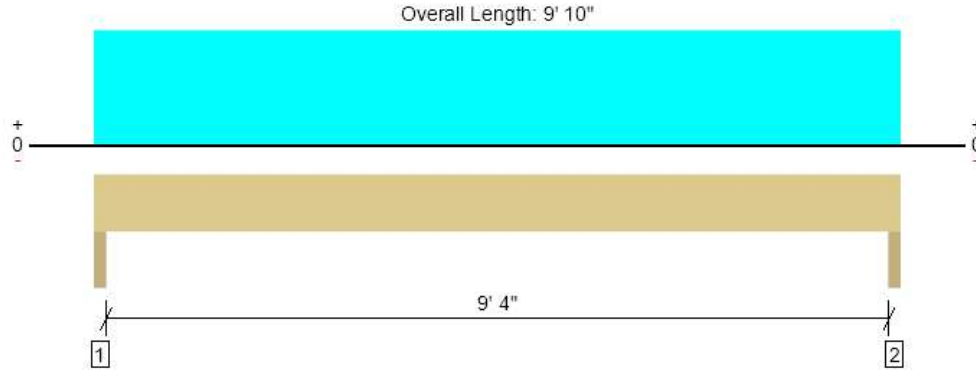
The product application, input design loads, dimensions and support information have been provided by ForteWEB Software Operator

| ForteWEB Software Operator | Job Notes |
|---|---------------------------------------|
| Thomas Moorhead Weyerhaeuser (501) 624-8526 thomas.moorhead@weyerhaeuser.com | Sandford, NC 27330 Ticket # 162106 |



11/3/2025 7:40:31 PM UTC
ForteWEB v3.9, Engine: V8.4.3.94, Data: V8.1.7.3
File Name: 162106

Lower Floor, Bedroom 3 Closet Header
2 piece(s) 1 3/4" x 9 1/4" 2.0E Microllam® LVL



Drawing is Conceptual. All locations are measured from the outside face of left support (or left cantilever end). All dimensions are horizontal (typ.).

| Design Results | Actual @ Location | Allowed | Result | LDF | Load: Combination (Pattern) |
|-----------------------|-------------------|--------------|-----------------|------|-----------------------------|
| Member Reaction (lbs) | 1811 @ 1' 1/2" | 7613 (3.00") | Passed (24%) | -- | 1.0 D + 1.0 L (All Spans) |
| Shear (lbs) | 1435 @ 1' 1/4" | 6151 | Passed (23%) | 1.00 | 1.0 D + 1.0 L (All Spans) |
| Moment (Ft-lbs) | 4228 @ 4' 11" | 11204 | Passed (38%) | 1.00 | 1.0 D + 1.0 L (All Spans) |
| Live Load Defl. (in) | 0.098 @ 4' 11" | 0.240 | Passed (L/999+) | -- | 1.0 D + 1.0 L (All Spans) |
| Total Load Defl. (in) | 0.166 @ 4' 11" | 0.479 | Passed (L/691) | -- | 1.0 D + 1.0 L (All Spans) |

- Deflection criteria: LL (L/480) and TL (L/240).
- Allowed moment does not reflect the adjustment for the beam stability factor.

Member Length : 9' 10"
System : Wall
Member Type : Header
Building Use : Residential
Building Code : IBC 2021
Design Methodology : ASD

| Supports | Bearing Length | | | Loads to Supports (lbs) | | | Accessories |
|-------------------|----------------|-----------|----------|-------------------------|------------|----------|-------------|
| | Total | Available | Required | Dead | Floor Live | Factored | |
| 1 - Trimmer - SPF | 3.00" | 3.00" | 1.50" | 745 | 1065 | 1811 | None |
| 2 - Trimmer - SPF | 3.00" | 3.00" | 1.50" | 745 | 1065 | 1811 | None |

| Lateral Bracing | Bracing Intervals | Comments |
|------------------|-------------------|----------|
| Top Edge (Lu) | 9' 10" o/c | |
| Bottom Edge (Lu) | 9' 10" o/c | |

- Maximum allowable bracing intervals based on applied load.

| Vertical Loads | Location | Tributary Width | Dead (0.90) | Floor Live (1.00) | Comments |
|-----------------------|-------------|-----------------|-------------|-------------------|--------------------|
| 0 - Self Weight (PLF) | 0 to 9' 10" | N/A | 9.4 | -- | |
| 1 - Uniform (PLF) | 0 to 9' 10" | N/A | 88.0 | -- | 11ft of wall above |
| 2 - Uniform (PSF) | 0 to 9' 10" | 5' 5" | 10.0 | 40.0 | Floor above |

Member Notes

- This calculation is a preliminary analysis based solely on gravity loads and is applicable only to TrusJoist® products for the referenced project.
- Member reactions must be supported by adequately sized structural member(s).
- If this beam replaces a braced wall, alternate wall bracing is required according to Chapter 6 of the International Residential Code (IRC).
- The Designer of Record (DOR) must address the continuity of ceiling joists if the beam placement changes the ceiling framing.

Weyerhaeuser Notes

Weyerhaeuser warrants that the sizing of its products will be in accordance with Weyerhaeuser product design criteria and published design values. Weyerhaeuser expressly disclaims any other warranties related to the software. Use of this software is not intended to circumvent the need for a design professional as determined by the authority having jurisdiction. The designer of record, builder or framer is responsible to assure that this calculation is compatible with the overall project. Accessories (Rim Board, Blocking Panels and Squash Blocks) are not designed by this software. Products manufactured at Weyerhaeuser facilities are third-party certified to sustainable forestry standards. Weyerhaeuser Engineered Lumber Products have been evaluated by ICC-ES under evaluation reports ESR-1153 and ESR-1387 and/or tested in accordance with applicable ASTM standards. For current code evaluation reports, Weyerhaeuser product literature and installation details refer to www.weyerhaeuser.com/woodproducts/document-library.


The product application, input design loads, dimensions and support information have been provided by ForteWEB Software Operator

| ForteWEB Software Operator | Job Notes |
|---|---------------------------------------|
| Thomas Moorhead Weyerhaeuser (501) 624-8526 thomas.moorhead@weyerhaeuser.com | Sandford, NC 27330 Ticket # 162106 |



11/3/2025 7:40:31 PM UTC
ForteWEB v3.9, Engine: V8.4.3.94, Data: V8.1.7.3
File Name: 162106

Lower Floor, Basement Landing Header
2 piece(s) 1 3/4" x 9 1/4" 2.0E Microllam® LVL



Drawing is Conceptual. All locations are measured from the outside face of left support (or left cantilever end). All dimensions are horizontal (typ.).

| Design Results | Actual @ Location | Allowed | Result | LDF | Load: Combination (Pattern) |
|-----------------------|---------------------|--------------|-----------------|------|-----------------------------|
| Member Reaction (lbs) | 1242 @ 1' 1/2" | 7613 (3.00") | Passed (16%) | -- | 1.0 D + 1.0 L (All Spans) |
| Shear (lbs) | 1041 @ 1' 1/4" | 6151 | Passed (17%) | 1.00 | 1.0 D + 1.0 L (All Spans) |
| Moment (Ft-lbs) | 2373 @ 4' 7 5/8" | 11204 | Passed (21%) | 1.00 | 1.0 D + 1.0 L (All Spans) |
| Live Load Defl. (in) | 0.063 @ 4' 10 1/16" | 0.235 | Passed (L/999+) | -- | 1.0 D + 1.0 L (All Spans) |
| Total Load Defl. (in) | 0.091 @ 4' 9 3/8" | 0.471 | Passed (L/999+) | -- | 1.0 D + 1.0 L (All Spans) |

- Deflection criteria: LL (L/480) and TL (L/240).
- Allowed moment does not reflect the adjustment for the beam stability factor.

Member Length : 9' 8"
System : Wall
Member Type : Header
Building Use : Residential
Building Code : IBC 2021
Design Methodology : ASD

| Supports | Bearing Length | | | Loads to Supports (lbs) | | | Accessories |
|-------------------|----------------|-----------|----------|-------------------------|------------|----------|-------------|
| | Total | Available | Required | Dead | Floor Live | Factored | |
| 1 - Trimmer - SPF | 3.00" | 3.00" | 1.50" | 517 | 725 | 1242 | None |
| 2 - Trimmer - SPF | 3.00" | 3.00" | 1.50" | 266 | 725 | 991 | None |

| Lateral Bracing | Bracing Intervals | Comments |
|------------------|-------------------|----------|
| Top Edge (Lu) | 9' 8" o/c | |
| Bottom Edge (Lu) | 9' 8" o/c | |

- Maximum allowable bracing intervals based on applied load.

| Vertical Loads | Location | Tributary Width | Dead (0.90) | Floor Live (1.00) | Comments |
|-----------------------|------------|-----------------|-------------|-------------------|--|
| 0 - Self Weight (PLF) | 0 to 9' 8" | N/A | 9.4 | -- | |
| 1 - Uniform (PSF) | 0 to 9' 8" | 3' 9" | 10.0 | 40.0 | Floor above |
| 2 - Point (lb) | 1' 3" | N/A | 330 | -- | Point load from double 2x12 carry wall above |

Member Notes

- This calculation is a preliminary analysis based solely on gravity loads and is applicable only to TrusJoist® products for the referenced project.
- Member reactions must be supported by adequately sized structural member(s).
- If this beam replaces a braced wall, alternate wall bracing is required according to Chapter 6 of the International Residential Code (IRC).
- The Designer of Record (DOR) must address the continuity of ceiling joists if the beam placement changes the ceiling framing.

Weyerhaeuser Notes

Weyerhaeuser warrants that the sizing of its products will be in accordance with Weyerhaeuser product design criteria and published design values. Weyerhaeuser expressly disclaims any other warranties related to the software. Use of this software is not intended to circumvent the need for a design professional as determined by the authority having jurisdiction. The designer of record, builder or framer is responsible to assure that this calculation is compatible with the overall project. Accessories (Rim Board, Blocking Panels and Squash Blocks) are not designed by this software. Products manufactured at Weyerhaeuser facilities are third-party certified to sustainable forestry standards. Weyerhaeuser Engineered Lumber Products have been evaluated by ICC-ES under evaluation reports ESR-1153 and ESR-1387 and/or tested in accordance with applicable ASTM standards. For current code evaluation reports, Weyerhaeuser product literature and installation details refer to www.weyerhaeuser.com/woodproducts/document-library.


The product application, input design loads, dimensions and support information have been provided by ForteWEB Software Operator

| ForteWEB Software Operator | Job Notes |
|---|---------------------------------------|
| Thomas Moorhead Weyerhaeuser (501) 624-8526 thomas.moorhead@weyerhaeuser.com | Sandford, NC 27330 Ticket # 162106 |



11/3/2025 7:40:31 PM UTC
ForteWEB v3.9, Engine: V8.4.3.94, Data: V8.1.7.3
File Name: 162106

Lower Floor, Basement Game Room Header
2 piece(s) 1 3/4" x 14" 2.0E Microllam® LVL



Drawing is Conceptual. All locations are measured from the outside face of left support (or left cantilever end). All dimensions are horizontal (typ.).

| Design Results | Actual @ Location | Allowed | Result | LDF | Load: Combination (Pattern) |
|-----------------------|-------------------|--------------|-----------------|------|-----------------------------|
| Member Reaction (lbs) | 2686 @ 1 1/2" | 7613 (3.00") | Passed (35%) | -- | 1.0 D + 1.0 L (All Spans) |
| Shear (lbs) | 2052 @ 1' 5" | 9310 | Passed (22%) | 1.00 | 1.0 D + 1.0 L (All Spans) |
| Moment (Ft-lbs) | 7725 @ 6' | 24258 | Passed (32%) | 1.00 | 1.0 D + 1.0 L (All Spans) |
| Live Load Defl. (in) | 0.058 @ 6' | 0.294 | Passed (L/999+) | -- | 1.0 D + 1.0 L (All Spans) |
| Total Load Defl. (in) | 0.138 @ 6' | 0.587 | Passed (L/999+) | -- | 1.0 D + 1.0 L (All Spans) |

- Deflection criteria: LL (L/480) and TL (L/240).
- Allowed moment does not reflect the adjustment for the beam stability factor.

Member Length : 12'
System : Wall
Member Type : Header
Building Use : Residential
Building Code : IBC 2021
Design Methodology : ASD

| Supports | Bearing Length | | | Loads to Supports (lbs) | | | Accessories |
|-------------------|----------------|-----------|----------|-------------------------|------------|----------|-------------|
| | Total | Available | Required | Dead | Floor Live | Factored | |
| 1 - Trimmer - SPF | 3.00" | 3.00" | 1.50" | 1566 | 1120 | 2686 | None |
| 2 - Trimmer - SPF | 3.00" | 3.00" | 1.50" | 1566 | 1120 | 2686 | None |

| Lateral Bracing | Bracing Intervals | Comments |
|------------------|-------------------|----------|
| Top Edge (Lu) | 12' o/c | |
| Bottom Edge (Lu) | 12' o/c | |

- Maximum allowable bracing intervals based on applied load.

| Vertical Loads | Location | Tributary Width | Dead (0.90) | Floor Live (1.00) | Comments |
|-----------------------|----------|-----------------|-------------|-------------------|-------------|
| 0 - Self Weight (PLF) | 0 to 12' | N/A | 14.3 | -- | |
| 1 - Uniform (PSF) | 0 to 12' | 4' 8" | 10.0 | 40.0 | Floor above |
| 2 - Uniform (PLF) | 0 to 12' | N/A | 200.0 | -- | Wall above |

Member Notes

- This calculation is a preliminary analysis based solely on gravity loads and is applicable only to TrusJoist® products for the referenced project.
- Member reactions must be supported by adequately sized structural member(s).
- If this beam replaces a braced wall, alternate wall bracing is required according to Chapter 6 of the International Residential Code (IRC).
- The Designer of Record (DOR) must address the continuity of ceiling joists if the beam placement changes the ceiling framing.

Weyerhaeuser Notes

Weyerhaeuser warrants that the sizing of its products will be in accordance with Weyerhaeuser product design criteria and published design values. Weyerhaeuser expressly disclaims any other warranties related to the software. Use of this software is not intended to circumvent the need for a design professional as determined by the authority having jurisdiction. The designer of record, builder or framer is responsible to assure that this calculation is compatible with the overall project. Accessories (Rim Board, Blocking Panels and Squash Blocks) are not designed by this software. Products manufactured at Weyerhaeuser facilities are third-party certified to sustainable forestry standards. Weyerhaeuser Engineered Lumber Products have been evaluated by ICC-ES under evaluation reports ESR-1153 and ESR-1387 and/or tested in accordance with applicable ASTM standards. For current code evaluation reports, Weyerhaeuser product literature and installation details refer to www.weyerhaeuser.com/woodproducts/document-library.

The product application, input design loads, dimensions and support information have been provided by ForteWEB Software Operator

| ForteWEB Software Operator | Job Notes |
|---|---------------------------------------|
| Thomas Moorhead Weyerhaeuser (501) 624-8526 thomas.moorhead@weyerhaeuser.com | Sandford, NC 27330 Ticket # 162106 |



11/3/2025 7:40:31 PM UTC
ForteWEB v3.9, Engine: V8.4.3.94, Data: V8.1.7.3
File Name: 162106