

Connection Notes:


- All hangers are to be Simpson or equivalent U.N.O.
- Use Manufacturer's specifications for all hanger connections U.N.O.
- Use 10d x 1 1/2" Nails in hanger connections to single ply roof girder trusses.

Floor notes:

- Shift truss as required to avoid plumbing traps.
- Installation Contractor and/or Field Supervisor are to verify all dimensions, trap locations, and options prior to installation

Dimension Notes:










- Drawing not to scale. Do not scale dimensions



	<u>MISC MATERIAL</u>

<ul style="list-style-type: none"> • [OPTION 1] • [OPTION 2] • [OPTION 3] 	NC	LOT:	15
	<u>APPWRIGHT #</u> 4682454		
	<u>CODE:</u> IRC 2015		
	<u>LOADING:</u>		
	T.C.D.L.L.	40 PSF	
	T.C.D.L.L.	10 PSF	
	B.C.D.L.L.	0 PSF	
L/O DATE:	6/5/2025	B.C.D.L.L.	5 PSF

PICK TICKET:	---	JOB NO:	---
SALES NO:	---	ACCT NO:	---

<div style="display: flex; justify-content: space-between;"> ATTIC ROOM (136) CEILING (136) </div>							
<div style="border: 1px solid black; padding: 5px;"> <p><u>HATCH LEGEND</u></p> <table border="1" style="width: 100%; border-collapse: collapse;"> <tr> <td style="width: 15%; text-align: center;">  </td> <td style="padding: 5px;">ATTIC ROOM</td> </tr> <tr> <td style="text-align: center;">  </td> <td style="padding: 5px;">VOLUME CEILING</td> </tr> <tr> <td style="text-align: center;">  </td> <td style="padding: 5px;">STICK FRAMING</td> </tr> </table> </div>			ATTIC ROOM		VOLUME CEILING		STICK FRAMING
	ATTIC ROOM						
	VOLUME CEILING						
	STICK FRAMING						

