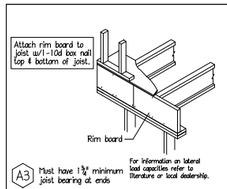

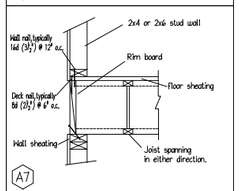

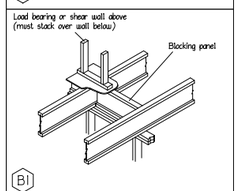

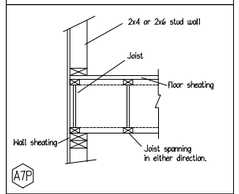

I-JOISTS MAY BE USED FOR PARALLEL RIM - SEE DETAIL A7P (TYP)

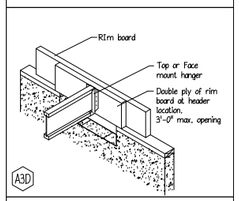

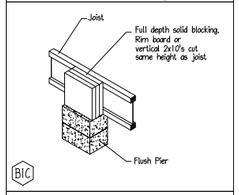

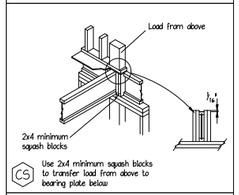

FRAMER NOTE !!!!!!!!

SOLID BLOCKING SHOULD BE PROVIDED FOR ALL POINT LOADS WITHIN THIS STRUCTURE DOWN TO THE FOUNDATION. REFER TO STRUCTURAL PLAN FOR ALL POINT LOADS.

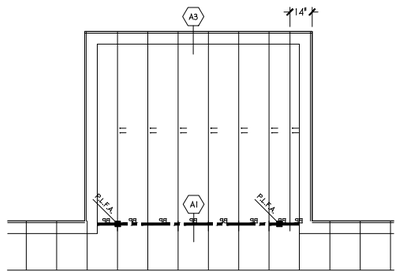

OPT. SUNROOM

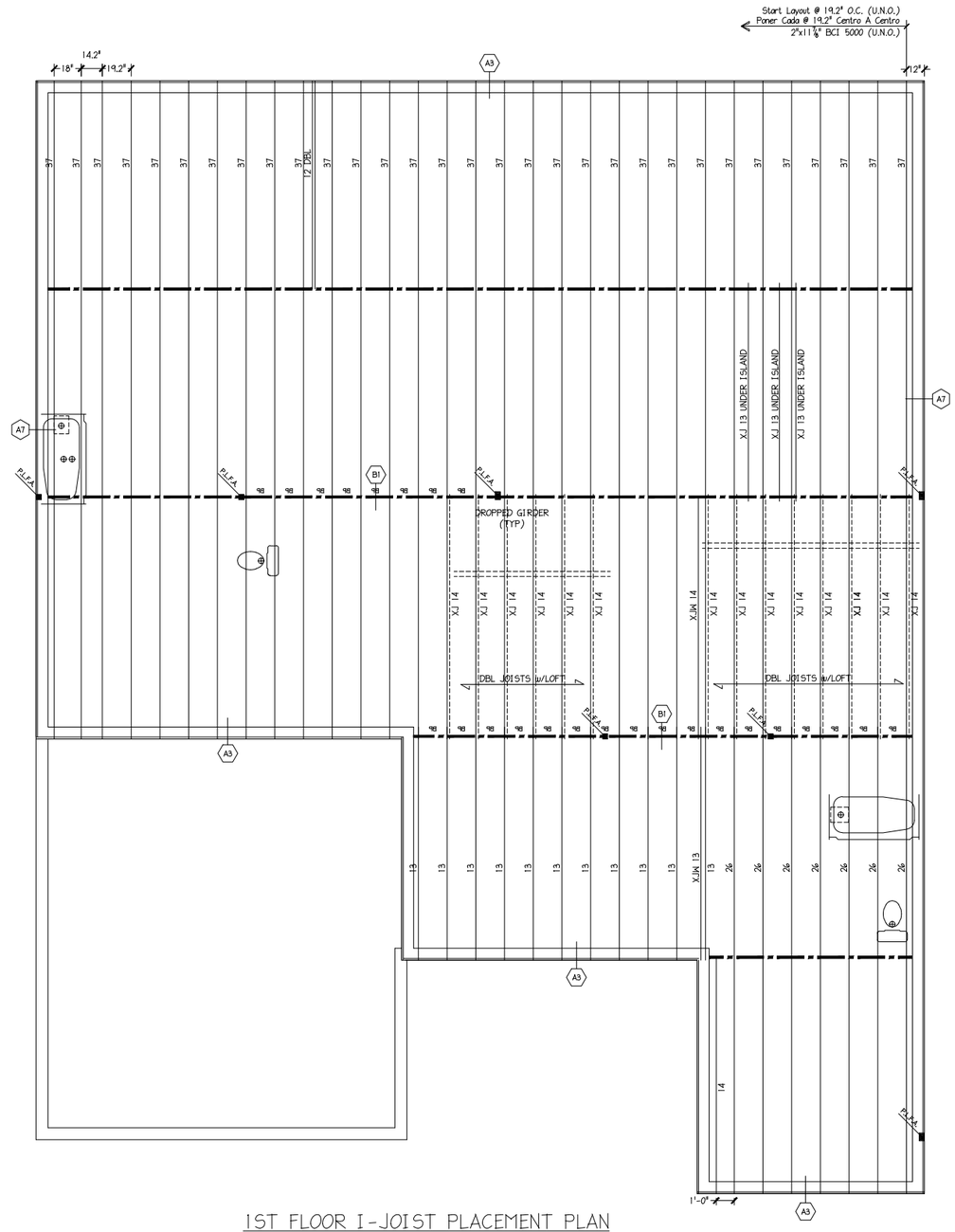

IST FLOOR I-JOIST PLACEMENT PLAN

MATTAMY HOMES - CLEARWATER

I-Joists

12BCI4500 = 12TJI110
12BCI5000 = 12TJI210
14BCI4500 = 14TJI110
14BCI5000 = 14TJI210
14BCI6000 = 14TJI230
16BCI5000 = 16TJI210
16BCI60 = 16TJI360

POINT LOAD FROM ABOVE (P.L.F.A.)

P.L.F.A. — USE SOLID BLOCKING TO TRANSFER LOAD FROM ABOVE TO FOUNDATION

SCALE: 1/4" = 1'-0" (0 — 5' — 10')

ENGINEERED WOOD MATERIAL LIST

MATTAMY HOMES

CLEARWATER

1ST FLOOR I-JOIST PLACEMENT PLAN

BASE - ALL ELEVATIONS

MARK	QTY	CUT LENGTH	DESCRIPTION
12	2	12'-0"	2" x 11 7/8" BCI 5000
13	15	13'-0"	2" x 11 7/8" BCI 5000
14	2	14'-0"	2" x 11 7/8" BCI 5000
26	7	26'-0"	2" x 11 7/8" BCI 5000
37	31	37'-0"	2" x 11 7/8" BCI 5000 (Total 1576')

ACCESSORIES & OTHER MATERIALS (Simpson Hangers)

ITEM	QTY	UNIT	DESCRIPTION
11 7/8" Rim	223	LF	1"x11 7/8" Rim 19 pcs@12' or 14 pcs@16'
BP	25	1'-5 1/8"	11 7/8" Blocking Panel (Total 50')
BCGUIDE	1	PCS	BCI Installation Guide
BCLAYOUT	1	PCS	BCI Placement Layout

OPT. SUNROOM

MARK	QTY	CUT LENGTH	DESCRIPTION
11	+7	11'-0"	2" x 11 7/8" BCI 5000 (Total 77')
11 7/8" Rim	+20	LF	1"x11 7/8" Rim 2 pcs@12' or 2 pcs@16'

OPT. LOFT

MARK	QTY	CUT LENGTH	DESCRIPTION
14	+14	14'-0"	2" x 11 7/8" BCI 5000

SEE MATERIAL LIST FOR DEPTH, SERIES & LENGTH

30 — INDICATES I-JOIST
TJM — INDICATES TIMBERSTRAND HDR, LSL
P.S.L. — INDICATES PSL
P.L.F. — INDICATES PARALLAM, PSL
G.P. — INDICATES GLUE-LAM

B1 — INDICATES A SECTION FROM THE INSTALLATION GUIDE DETAIL IS ALSO SHOWN ON THIS SHEET

L.B.N.A. — LOAD BEARING WALL ABOVE
B.N.O. — BEAM BY OTHERS
EXTRA — EXTRA JOIST ADDED
X.N — EXTRA JOIST (1) UNDER WALL
DBL — DOUBLE JOIST (2)
TRPL — TRIPLE JOIST (3)
B.P. — I-JOIST BLOCKING PANEL
P.L.F. — PLACE ON TOP OF WEST BOARD
PLFA — CONCENTRATED POINT LOAD FROM ABOVE
DROP BEAM — DROPPED BEAM
FLUSH BEAM — FLUSH BEAM

THIS SHOP DRAWING IS BASED ON THE FOLLOWING

PROJECT LOCATION :
PROJECT NUMBER :
ARCH DWGS DATE :
ARCHITECT DWGS BY :
ARCH LATEST REVISION :
DATE :
CHECKED BY :
STRUCTURAL REVISN BY :

REV	BY	DATE / DESC.
SD	JDS	11/10/22

DESIGN DATA

LIVE 40 PSF
DEAD 10 PSF
TOTAL LOAD = 50 PSF

STRESS DURATION = 100%
DEFLECTION CRITERIA : (L/480)

Builders FirstSource
COPYRIGHT 2005
Builders Group of Companies
6814 Ulmerton Rd.
Largo, FL 33771
P: (727) 538-7201
F: (727) 538-7486
FBS Partner Group: Alabama Gulf Coast, Central Florida, Central Texas, Dallas/Fort Worth, Gulf Coast, Houston, Mid-Atlantic, Mid-Florida, Mid-Tennessee, Nashville, North Carolina, North Florida, Northern Ohio, Northern Texas, Oklahoma, Orlando, Pacific Northwest, Sacramento, Southern Ohio, Southern Texas, Tampa Bay, Tri-State

THIS PRINT HAS BEEN PREPARED FROM DATA SUPPLIED BY BUILDERS FIRSTSOURCE AND IS INTENDED FOR USE BY A LICENSED BUILDER OR A LICENSED BUILDING CONTRACTOR. THE BUILDER OR CONTRACTOR IS RESPONSIBLE FOR THE ACCURACY OF THE DATA SUPPLIED TO BUILDERS FIRSTSOURCE