

DRB Homes - Selection Sheet

Selection Sheet Date: 7/31/2025

Community: Blake Pond
Lot #: 00 0007
Model: Stonefield

STANDARD FEATURES HOME

ADDITIONAL FEATURES

Plumbing Selections

Owner's Bath, Bath 3, & Powder Room Upgrade: Upgrade 2 - Saylor Matte Black - 4" STANDARD SPREAD
Bath 2 Upgrade: Upgrade 1 - Saylor Stainless - 4" STANDARD SPREAD
Kitchen Faucet: Kitchen Upgrade 5 - Trinsic Matte Black 9159-BL-DST - SINGLE HOLE

Cabinet Selections

Kitchen: Elkins Purestyle White - Level 1
Island: Elkins Purestyle White - Level 1
CABINET CONVENIENCE PACKAGE
Butler's Pantry: Elkins Purestyle White - Level 1
Owner's Bathroom: Benton Birch: Quill - Level 1
Bathroom 2: Elkins Purestyle Stone Gray - Level 1
Bathroom 3: Benton Birch: Saddle - Level 1
Laundry: Sinclair Birch: Umber - Base

Cabinet Hardware Selections

Kitchen & Butler's Pantry	Doors:	HP - MB - 600
	Drawers:	HP - MB - 600
Owner's Bathroom	Doors:	HP - MB - 600
	Drawers:	HP - MB - 600
Bath 2	Doors:	HP - BSN - 600
Bath 3	Doors:	HK - MB - 100
Laundry	Doors:	HK - MB - 100

Counter Top Selections

Laminate/Cultured Marble	Granite/Quartz
	Kitchen: Quartz - Carrara Delphi - Level 1
	Island: Quartz - Carrara Delphi - Level 1
	Butler's Pantry: Quartz - Carrara Delphi - Level 1
	Upgraded Sink: FARM SINK STAINLESS APRON - FRONT
	Owner's Bathroom: Quartz - Carrara Breve - Level 1
	Bathroom 2: Quartz - Frost White - Base
	Bathroom 3: Quartz - Frost White - Base


Wall Tile Selections


Kitchen & Butler's Pantry	Back Splash: Tile - Choice II Bevel 3x6: Gray Glossy - Level 3
	Pattern: Brick
Owner's Bath - Tile to Ceiling	Tile: Tile - Reserva 13x13: Manu Matte - Level 3
	Pattern: Straight
Bath 3 - Tile to Ceiling	Tile: Tile - Brook II 13x13: White Matte - Level 2
	Pattern: Straight

Flooring Selections

Living Areas	Foyer/Entry:	SD15F Claremore Plus 5218 Toasted Taupe - Level 1
	Family Room:	SD15F Claremore Plus 5218 Toasted Taupe - Level 1
	Study:	SD15F Claremore Plus 5218 Toasted Taupe - Level 1
	Playroom:	Carpet: Marble Bay 523 Marble - Level 3
Bonus Room:		SD15F Claremore Plus 5218 Toasted Taupe - Level 1
Eating Areas	Dining Room:	SD15F Claremore Plus 5218 Toasted Taupe - Level 1
	Kitchen:	SD15F Claremore Plus 5218 Toasted Taupe - Level 1
	Breakfast:	SD15F Claremore Plus 5218 Toasted Taupe - Level 1
	Pantry:	SD15F Claremore Plus 5218 Toasted Taupe - Level 1
Sleep Areas	Owner's Suite:	SD15F Claremore Plus 5218 Toasted Taupe - Level 1
	Bedroom 3:	Carpet: Marble Bay 523 Marble - Level 3
	Bedroom 4:	SD15F Claremore Plus 5218 Toasted Taupe - Level 1
	Bedroom 5:	Carpet: Marble Bay 523 Marble - Level 3
Bath	Owner's Bath:	Tile - Reserva 13x13: Manu Matte - Level 3
	Owner's Bath Pattern:	Straight
	Powder Room:	SD15F Claremore Plus 5218 Toasted Taupe - Level 1
	Bathroom 2:	Tile - Reserva 13x13: Alto Matte - Level 3
Bathroom 2 Pattern:	Straight	
Bathroom 3:	Tile - Brook II 13x13: White Matte - Level 2	
Bathroom 3 Pattern:	Straight	
Utility	Laundry:	SD15F Claremore Plus 5218 Toasted Taupe - Level 1
Hall & Stair	Hallway Downstairs:	SD15F Claremore Plus 5218 Toasted Taupe - Level 1
	Hallway Upstairs:	SD15F Claremore Plus 5218 Toasted Taupe - Level 1
	Stairs - 1st to 2nd:	Carpet: Marble Bay 523 Marble - Level 3
Under Layment	Carpet Padding:	6lb - Standard with Upgraded Carpet

Signatures

Purchaser  Date 7/31/25

Purchaser  Date 7/31/25

Design Studio Specialist SL


These selections are not to be considered binding unless signed by a DRB GROUP NORTH CAROLINA LLC representative. These selections are binding upon the customer and cannot be changed. If selected materials are not available, DRB GROUP NORTH CAROLINA LLC reserves the right to substitute materials of like pattern, quality and design.


Neighborhood/Lot: BP 7 Location: KITCHEN AND BUTLER'S PANTRY


Tile Selection: CHOICE II BEVEL 3x6 GRAY GLOSSY Pattern: BRICK

Tile Height (Circle): Standard Height

Notes: _____



Customer Signature:  Date: 7/31/25

Customer Signature:  Date: 7/31/25

This drawing is for visual purposes only. Actual layout may vary due to cabinet configuration and tile size. Schluter Strip is used for all tile applications.

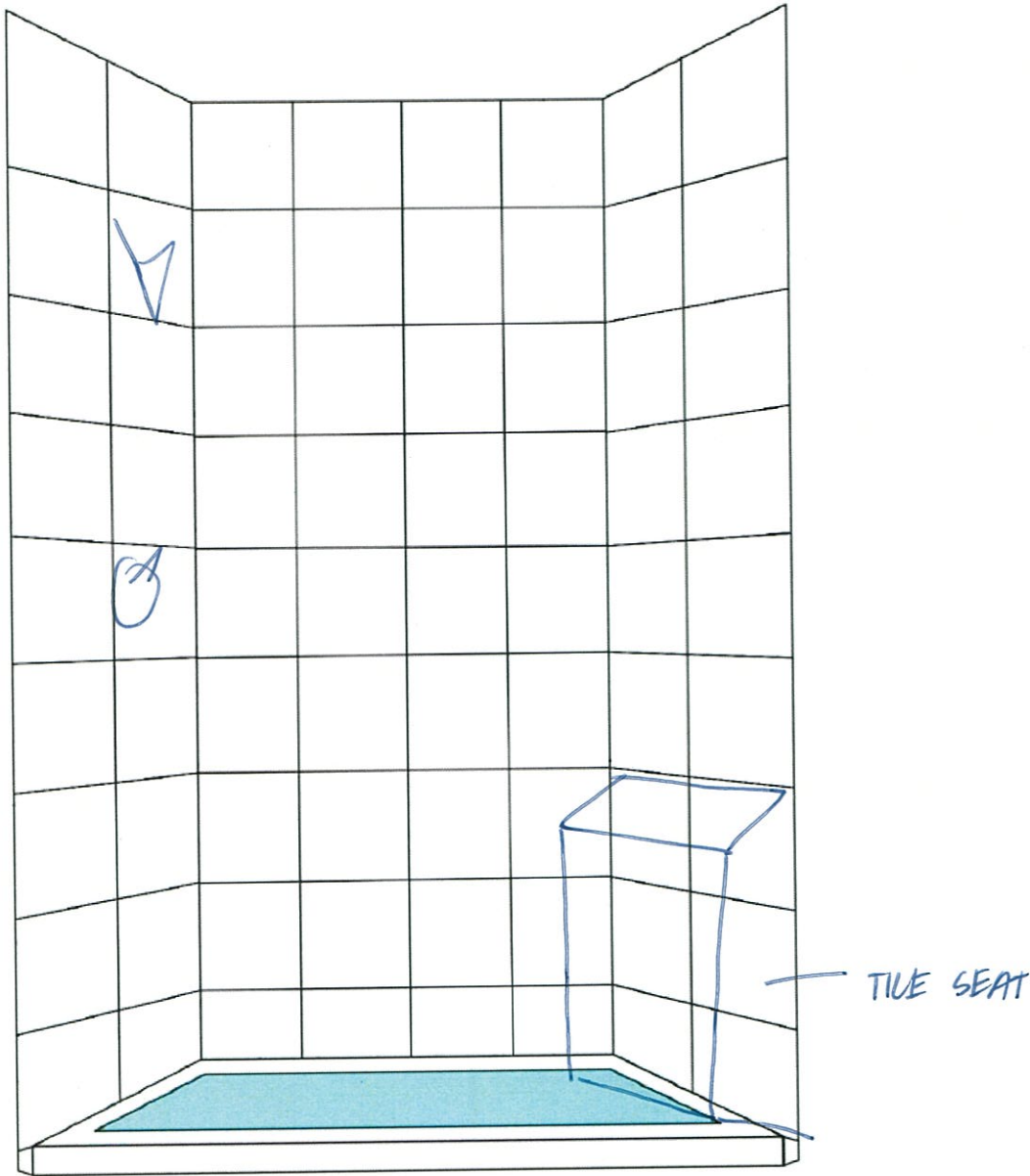
Neighborhood/Lot: BP 7 Location: OWNER'S BATH

Tile Selection: RESERVA 13X13 MANU MATTE Pattern: STRAIGHT

Storage (Circle): 2 Shampoo Shelves or Niche Storage Details: WHITE

Shower Floor (Circle): Fiberglass Pan

Tile Height: Tile to the Ceiling (Standard)



Customer Signature:  Date: 7/31/25

Customer Signature:  Date: 7/31/25

This drawing is for visual purposes only. Actual layout may vary due to bathroom configuration and tile size. Schluter Strip is used for all tile applications.

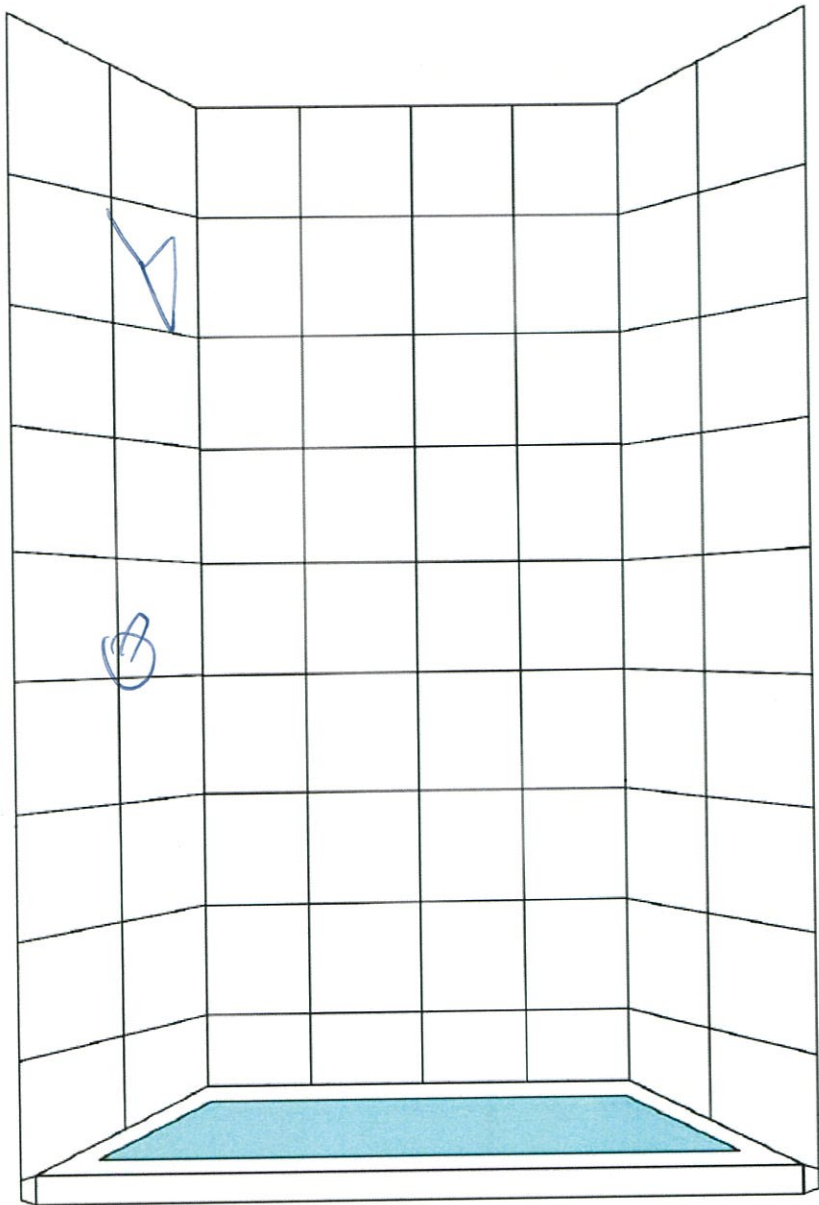
Neighborhood/Lot: BP 7 Location: BATH 3

Tile Selection: BROOK II 13X13 WHITE MATTE Pattern: STRAIGHT

Storage (Circle): 2 Shampoo Shelves or Niche Storage Details: WHITE

Shower Floor (Circle): Fiberglass Pan

Tile Height: Tile to the Ceiling (Standard)



Customer Signature: *Chad* Date: 7/31/25

Customer Signature: *Justin Goodwin* Date: 7/31/25

This drawing is for visual purposes only. Actual layout may vary due to bathroom configuration and tile size. Schluter Strip is used for all tile applications.