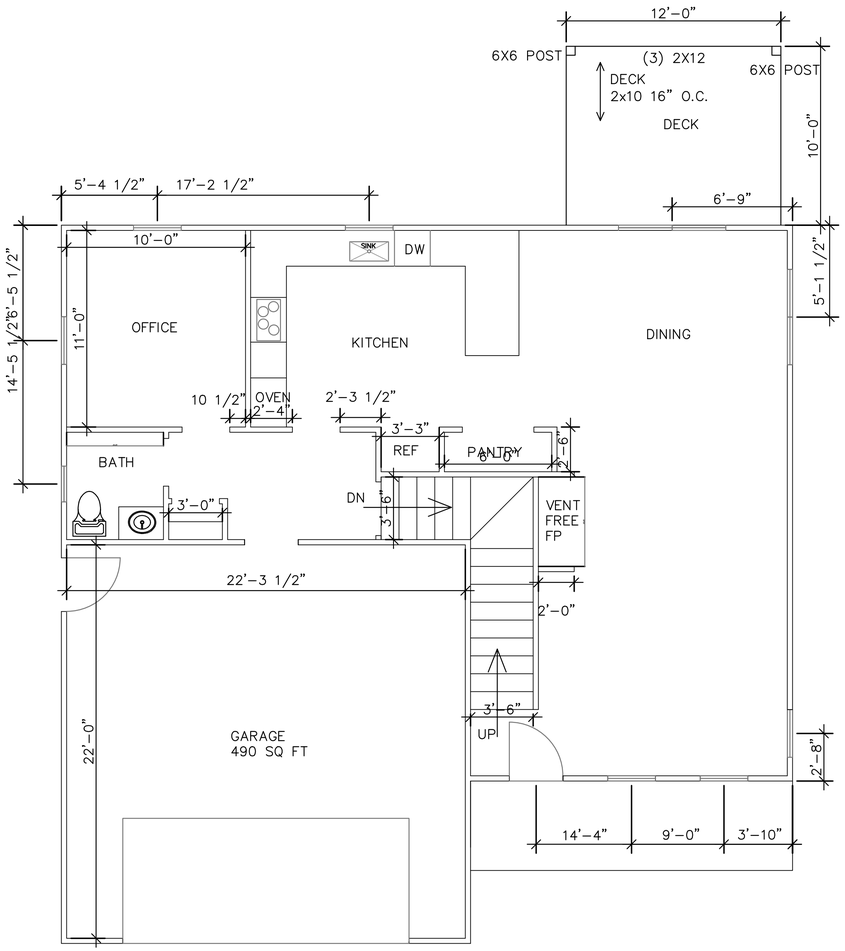

2 B2 FLOOR AND FRAMING PLAN – FIRST FLOOR
1/4" = 1'-0"

FIRST FLOOR
930 SQ FT HEATED

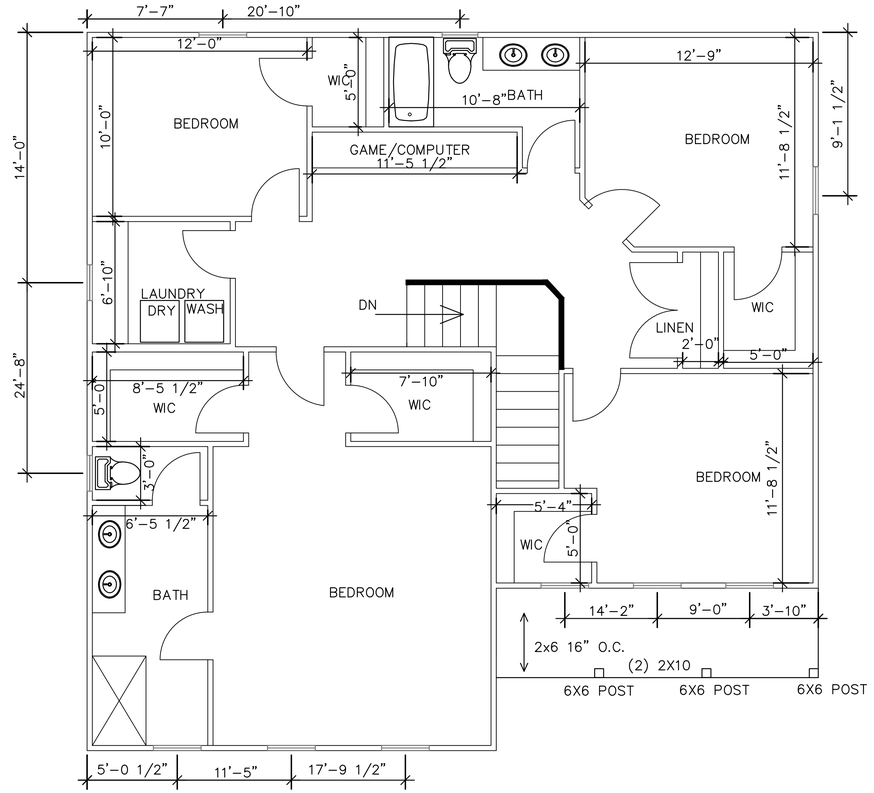

3 B2 FLOOR AND FRAMING PLAN – 2ND FLOOR
1/4" = 1'-0"

2ND FLOOR
1430 SQ FT HEATED

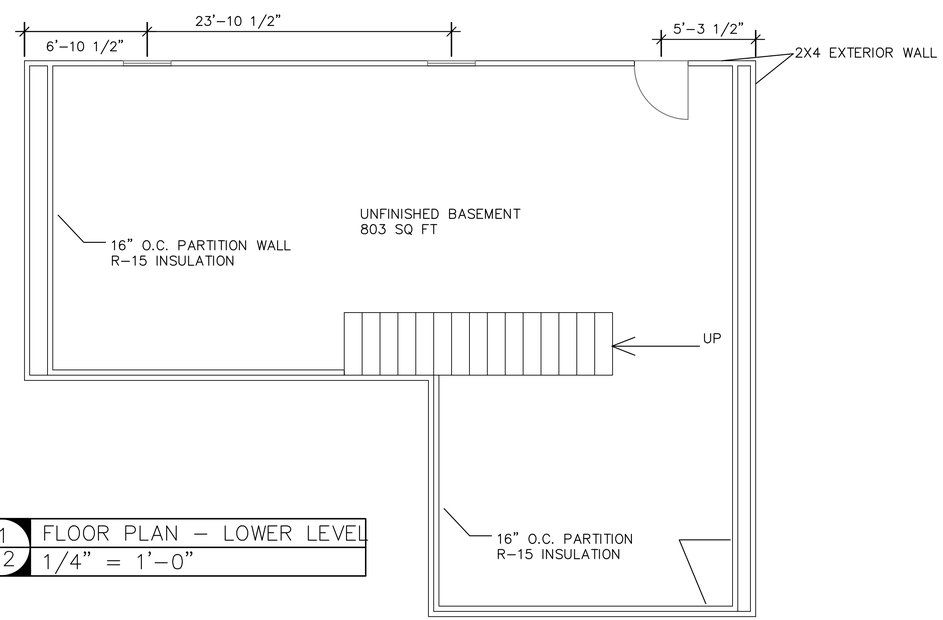

1 B2 FLOOR PLAN – LOWER LEVEL
1/4" = 1'-0"

GENERAL NOTES:

1. FRAMING LUMBER: #2 S-P-F OR EQUAL UNLESS OTHERWISE NOTED.
2. ROOF AND FLOOR TRUSSES DESIGNED BY TRUSS ENGINEER
3. LOAD BEARING EXTERIOR AND INTERIOR HEADERS: (2)2x10 UNLESS NOTED OTHERWISE.
4. DESIGN LOADS:
   - DWELLING UNITS: 10# DL; 40# LL
   - SLEEPING ROOMS/ATTICS: 10# DL; 30# LL
   - ATTIC (STORAGE): 10# DL; 20# LL
   - ATTIC (NO STORAGE): 10# DL; 10# LL
5. INSULATION OF EXTERIOR WALLS:
   2x4: R-15
6. INSLUATION TRUSS CEILING TO BE R-38 BATT

DOOR SCHEDULE

D1 - FRONT DOOR, 36x80, RH
D2 - 72" SLIDING DOOR
D3 - BASMENT DOOR 36X80 LH
D4 - GARAGE ENTRY 36X80 LH

WINDOW SCHEDULE

(3) W1 2'8" - 5'0" SINGLE HUNG
(10) W2 2'8" - 3'0" SINGLE HUNG
(1) W3 2'8" - 5'0" TWIN MULLED TOGETHER SINGLE HUNG

whcGC
WILLIAM H. CLARK, III, GENERAL CONTRACTOR
5029 ALLANBROOKE LANE
FUQUAY-VARINA, NC 27526
PHONE: 919-519-0297 EMAIL: TRECLARKLLC@GMAIL.COM
NC GENERAL CONTRACTOR'S LICENSE: 88237

NEW HOUSE FOR:
WILLIAM H. CLARK
131 WEST POND CREEK
BEECH MOUNTIAN, NC 28604

PROJECT NO:	23 04
DATE:	11/20/23
CAD DWG FILE:	BLDG PLANS
DRWN BY: WHC	CHKD BY: WHC

MAIN AND UPPER FLOOR PLANS

B2