



Customer Name:

Address:

Phone:

Fax:

Customer Information:

Comments:

Project Name: FOX FIELD FARM

Quote Name: FF58 ALLEGHENY (FH)

Quote Number: 5687822

Order Date: 5/28/2025

PO Number: 40463495

**RO size for Flange is for standard 1x buck with precast sill. Please contact your supplier for other Flange opening RO's.**

ITEM & SIZES	LOCATION / TAG	PRODUCT DESCRIPTION	UNIT PRICE / EXTENDED PRICE
--------------	----------------	---------------------	-----------------------------

Line Item: 100-1

FF58

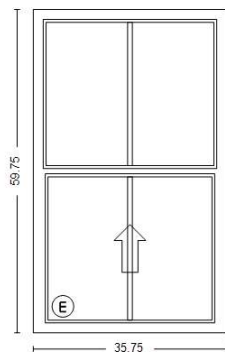
Quantity: 1

ALLEGHENY

RO Size: 36.25" X 60.25"

(FH)

Unit Size: 35.75" X 59.75"



\*\*\* PRODUCT \*\*\*

Row 1 4300 Single Hung - Vent - 1 Units - 35.75W x 59.75H

\*\*\* DIMENSIONS \*\*\*

35.75W x 59.75H

\*\*\* FRAME \*\*\*

East, Vinyl, Frame Type - Fin, Exterior Color - White

\*\*\* GLASS \*\*\*

Glazing Type - Insulated, Dual, Glass Tint - Clear, HP Low-E, Capillary Tubes, Glass Strength - SSB

\*\*\* GRILLES \*\*\*

Grille Type - GBG, Grille Thickness/Style - 7/8" Flat, Grille Pattern - Colonial

Bottom Glass: Grille Division Type - Custom, Number Wide - 2, Number High - 1

Top Glass: Grille Division Type - Custom, Number Wide - 2, Number High - 1

\*\*\* SCREEN \*\*\*

Screen - None

\*\*\* WRAPPING \*\*\*

Extension Jambs - None, Frame Trim - None, J-Channel - Integral

\*\*\* NFRC \*\*\*

Series 4300::SingleHung, U-Factor::0.33, SHGC::0.2, VT::0.39

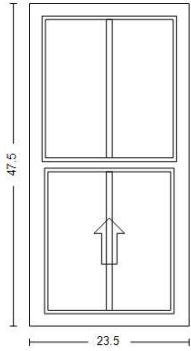
\*\*\* Performance \*\*\*

Series 4300::SingleHung, Calculated Positive DP Rating::45.11, Calculated Negative DP Rating::55.14, DP Rule ID::4300 SH, Rating Type::DesignPressure, Performance Grade::R-PG35\*, Water Rating::5.43, FL ID::N/A, STC Rating::29, OITC Data::24

#### **4300 Single Hung - Vent - 3050**

Units are viewed from the Exterior

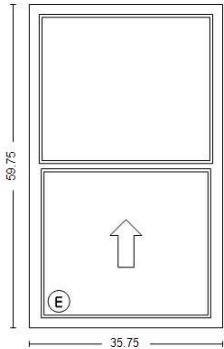
ITEM & SIZES		LOCATION / TAG	PRODUCT DESCRIPTION	UNIT PRICE / EXTENDED PRICE
<b>Line Item:</b>	200-1	FF58	*** PRODUCT ***	
<b>Quantity:</b>	1	ALLEGHENY	Row 1 4300 Single Hung - Vent - 1 Units - 23.5W x 47.5H	
<b>RO Size:</b>	24" X 48"	(FH)	*** DIMENSIONS ***	
<b>Unit Size:</b>	23.5" X 47.5"		23.5W x 47.5H	
			*** FRAME ***	
			East, Vinyl, Frame Type - Fin, Exterior Color - White	
			*** GLASS ***	
			Glazing Type - Insulated, Dual, Glass Tint - Clear, HP Low-E, Capillary Tubes, Glass Strength - SSB	
			*** GRILLES ***	
			Grille Type - GBG, Grille Thickness/Style - 7/8" Flat, Grille Pattern - Colonial	
			Bottom Glass: Grille Division Type - Custom, Number Wide - 2, Number High - 1	
			Top Glass: Grille Division Type - Custom, Number Wide - 2, Number High - 1	
			*** SCREEN ***	
			Screen - None	
			*** WRAPPING ***	
			Extension Jambes - None, Frame Trim - None, J-Channel - Integral	
			*** NFRC ***	
			Series 4300::SingleHung, U-Factor::0.33, SHGC::0.2, VT::0.39	
			*** Performance ***	
			Series 4300::SingleHung, Calculated Positive DP Rating::45.11, Calculated Negative DP Rating::55.14, DP Rule ID::4300 SH, Rating Type::DesignPressure, Performance Grade::R-PG35*, Water Rating::5.43, FL ID::N/A, STC Rating::29, OITC Data::24	



#### 4300 Single Hung - Vent - 2040


Units are viewed from the Exterior

ITEM & SIZES		LOCATION / TAG	PRODUCT DESCRIPTION	UNIT PRICE / EXTENDED PRICE
<b>Line Item:</b>	300-1	FF58	*** PRODUCT ***	
<b>Quantity:</b>	8	ALLEGHENY	Row 1 4300 Single Hung - Vent - 1 Units - 35.75W x 59.75H	
<b>RO Size:</b>	36.25" X 60.25"	(FH)	*** DIMENSIONS ***	
<b>Unit Size:</b>	35.75" X 59.75"		35.75W x 59.75H	
			*** FRAME ***	
			East, Vinyl, Frame Type - Fin, Exterior Color - White	
			*** GLASS ***	
			Glazing Type - Insulated, Dual, Glass Tint - Clear, HP Low-E, Capillary Tubes, Glass Strength - SSB	
			*** SCREEN ***	
			Screen - None	
			*** WRAPPING ***	
			Extension Jambes - None, Frame Trim - None, J-Channel - Integral	
			*** NFRC ***	
			Series 4300::SingleHung, U-Factor::0.33, SHGC::0.23, VT::0.44	
			*** Performance ***	
			Series 4300::SingleHung, Calculated Positive DP Rating::45.11, Calculated Negative DP Rating::55.14, DP Rule ID::4300 SH, Rating Type::DesignPressure, Performance Grade::R-PG35*, Water Rating::5.43, FL ID::N/A, STC Rating::29, OITC Data::24	



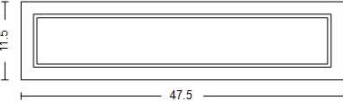
#### 4300 Single Hung - Vent - 3050

Units are viewed from the Exterior

ITEM & SIZES		LOCATION / TAG	PRODUCT DESCRIPTION	UNIT PRICE / EXTENDED PRICE
<b>Line Item:</b>	400-1	FF58	*** PRODUCT ***	
<b>Quantity:</b>	3	ALLEGHENY	Row 1 4300 Picture Window - Fixed - 1 Units - 23.5W x 23.5H	
<b>RO Size:</b>	24" X 24"	(FH)	*** DIMENSIONS ***	
<b>Unit Size:</b>	23.5" X 23.5"		23.5W x 23.5H	
			*** FRAME ***	
			East, Vinyl, Frame Type - Fin, Exterior Color - White	
			*** GLASS ***	
			Glazing Type - Insulated, Dual, Glass Tint - Clear, HP Low-E, Capillary Tubes, Glass Strength - DSB	
			*** WRAPPING ***	
			Extension Jambs - None, Frame Trim - None, J-Channel - Integral	
			*** NFRC ***	
			Series 4300::DirectSet, U-Factor::0.31, SHGC::0.22, VT::0.46	
			*** Performance ***	
			Series 4300::DirectSet, Calculated Positive DP Rating::50.13, Calculated Negative DP Rating::50.13, DP Rule ID::4300 PW, Rating Type::DesignPressure, Performance Grade::LC-PG50*, Water Rating::7.52, FL ID::N/A	

#### 4300 Picture Window - Fixed - 2020

Units are viewed from the Exterior

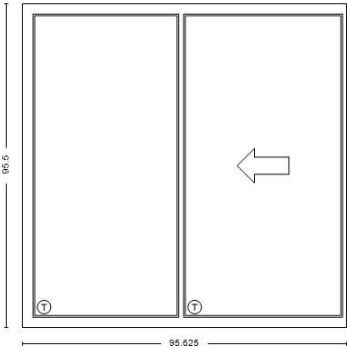
ITEM & SIZES		LOCATION / TAG	PRODUCT DESCRIPTION	UNIT PRICE / EXTENDED PRICE
<b>Line Item:</b>	500-1	FF58	*** PRODUCT ***	
<b>Quantity:</b>	1	ALLEGHENY	Row 1 4300 Picture Window - Fixed - 1 Units - 47.5W x 11.5H	
<b>RO Size:</b>	48" X 12"	(FH)	*** DIMENSIONS ***	
<b>Unit Size:</b>	47.5" X 11.5"		47.5W x 11.5H	
			*** FRAME ***	
			East, Vinyl, Frame Type - Fin, Exterior Color - White	
			*** GLASS ***	
			Glazing Type - Insulated, Dual, Glass Tint - Clear, HP Low-E, Capillary Tubes, Glass Strength - DSB	
			*** WRAPPING ***	
			Extension Jambs - None, Frame Trim - None, J-Channel - Integral	
			*** NFRC ***	
			Series 4300::DirectSet, U-Factor::0.31, SHGC::0.22, VT::0.46	
			*** Performance ***	
			Series 4300::DirectSet, Calculated Positive DP Rating::50.13, Calculated Negative DP Rating::50.13, DP Rule ID::4300 PW, Rating Type::DesignPressure, Performance Grade::LC-PG50*, Water Rating::7.52, FL ID::N/A	

#### 4300 Picture Window - Fixed - 4010

Units are viewed from the Exterior

ITEM & SIZES	LOCATION / TAG	PRODUCT DESCRIPTION	UNIT PRICE / EXTENDED PRICE
--------------	----------------	---------------------	-----------------------------

**Line Item:** 600-1      **FF58**  
**Quantity:** 1      **ALLEGHENY**  
**RO Size:** 96.125" X 96"(FH)  
**Unit Size:** 95.625" X 95.5"



\*\*\* PRODUCT \*\*\*  
 Row 1 910 Two Panel Patio Door - OX - 1 Units - 95.625W x 95.5H  
 \*\*\* DIMENSIONS \*\*\*  
 95.625W x 95.5H  
 \*\*\* FRAME \*\*\*  
 East, Vinyl, Frame Type - Fin, Fin Setback - 1", 4.7500, Exterior Color - White  
 \*\*\* GLASS \*\*\*  
 Glazing Type - Insulated, Glass Tint - Clear, Capillary Tubes, Tempered Location - Full, Glass Strength - 3/16"  
 \*\*\* SCREEN \*\*\*  
 Screen - None  
 \*\*\* HARDWARE \*\*\*  
 Hardware Color - White  
 \*\*\* WRAPPING \*\*\*  
 Frame Trim - None, J-Channel - None  
 \*\*\* NFRC \*\*\*  
 Series 910::DoubleSlidingDoor, U-Factor::0.48, SHGC::0.61, VT::0.66  
 \*\*\* Performance \*\*\*  
 Series 910::DoubleSlidingDoor, Calculated Positive DP Rating::25.06, Calculated Negative DP Rating::25.06, DP Rule ID::910 PD, Rating Type::DesignPressure, Performance Grade::LC-PG25, Water Rating::3.76, FL ID::17880, STC Rating::29, OITC Data::25

**910 Two Panel Patio Door - OX - 8080**

Units are viewed from the Exterior

