DESIGN LOADS:

1. STRUCTURAL DESIGN IS IN ACCORDANCE WITH THE 2018 NCRC. REFER TO RELEVANT CODE FOR ADDITIONAL INFORMATION.
2. THE E.O.R. IS NOT RESPONSIBLE FOR ANY ERRORS OR MISTAKES ASSOCIATED WITH DIMENSIONING, ARCHITECTURAL DETAILING, WATERPROOFING, PLUMBING, ELECTRICAL OR MECHANICAL INFORMATION OR ANY PART OF THE PLAN NOT PERTAINING TO THE STRUCTURAL INFORMATION.
3. THE CONTRACTOR IS RESPONSIBLE FOR VERIFYING ALL DIMENSIONS AND NOTIFYING THE E.O.R. OF ANY CHANGES OR NECESSARY CORRECTIONS.

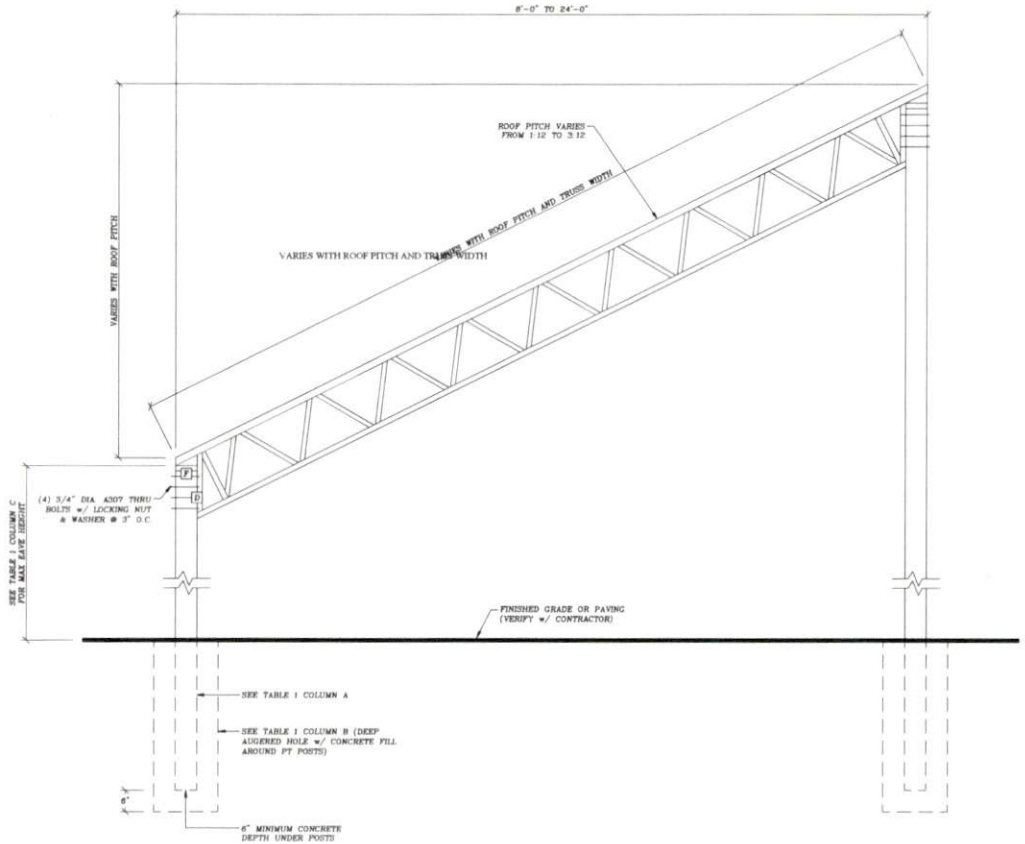

NOTES FOR WELDS & CONNECTORS:
- 16ga. STEEL-FORMED CUPS SHOP WELDED TO TOP CHORD OF TRUSSES
- EACH 2x6 PURLIN ATTACHED TO EACH STEEL CUP w/ (4) SCREW CONNECTOR

A / S1 — 8'-0" TO 24'-0" WIDE TRUSS, SEE TABLE 1 COLUMN D FOR SPACING (WET SET EMBEDMENT)
3/4" = 1'-0"

MATERIAL LIST:
- A – TOP CHORD L 1 1/2" x 1 1/2" x 3/16"
- B – BOTTOM CHORD L 1 1/2" x 1 1/2" x 3/16"
- C – DIAGONAL WEB L 1 1/4" x 1 1/4" x 1/8"
- D – VERTICAL END L 1 1/2" x 1 1/2" x 3/16"
- E – HORIZONTAL TIE L 1 1/4" x 1 1/4" x 3/16"
- F – BASE L 1 1/2" x 1 1/2" x 3/16"

GENERAL NOTES:
- TRUSS DEPTH = 18" (16" CHORD) (1)-HORIZONTAL TIE RODS.
- TRUSS SPACING = 10'-0" TO 12'-0" O.C.
- TOP CHORD PURLIN SPACE @ 2'-0" O.C. (2" x 6" SPF NO.1 PURLINS MIN.)
- EACH 2" x 6" ATTACHED TO EACH STEEL CUP w/ MIN. (2) #12 x 1 1/2" EA. SIDE.
- BOTTOM CHORD BRACING / BOTTOM CHORD PURLIN SPACE @ 8'-0" O.C. (MAX).
- ALL WELDS SHALL BE 3/16" MINIMUM FILLET WELD (TYP.).
- ALL STEEL SHALL BE A36 MINIMUM STRENGTH.
- CONNECTION BOLTS, STEEL TO STEEL SHALL BE A307 MIN.
- ROOF MATERIAL 26ga. METAL 36" WIDE MATERIAL, 7" O.C. HORIZONTAL, 24" MAX SPAN.
- STEEL TRUSS BOTTOM CHORDS ARE DESIGNED FOR 5 PSF MAX LOAD. NO CEILING FINISH.

DESIGN LOAD:
DL = 14 psf
LL = 20 psf
SL = 20 psf (GROUND)
WL = 120 mph
EXPOSURE CATEGORY C
RISK CATEGORY I OR II
DESIGN SOIL BEARING CAPACITY = ±2,000 psf
±3,000 psi MINIMUM CONCRETE STRENGTH MIX

TABLE 1

SCENARIO	A	B	C	D
1A	6x6 POSTS	18" DIA.x4FT. piers	UP TO 16'-0" EAVE HEIGHT	12' SPACING
1B	8x8 POSTS	24" DIA.x4FT. piers	18'-0" EAVE HEIGHT	10' SPACING

Digitally signed by Jim Lee, P.E.
Reason: I am approving this document with my legally binding signature
Location: 1378 Melviney St, Statesville, NC 28677, USA
Date: 2024.08.14 18:30:29-04'00'

LEE SOLUTIONS & SERVICES, PLLC
1378 MELVINEY STREET
STATESVILLE, NC 28677-3722
ENGINEERING LICENSE # P-2722

NORTH CAROLINA REGISTERED SEAL 058421 PROFESSIONAL ENGINEER JIM LEE

LEE SOLUTIONS & SERVICES PLLC
1378 MELVINEY STREET
STATESVILLE, NC 28677-3722
(980) 223-5993
www.LSSPLLC.com

PROJECT NAME:
8'-0" TO 24'-0" WIDE TRUSS
1:12 TO 3:12 ROOF PITCH
10'-0" TO 12'-0" SPACING
(WET SET EMBEDMENT)

OWNER: R&R IRONWORKS

PROJECT ADDRESS: NORTH CAROLINA USA

PROJECT NUMBER: NC24082

DATE: 08/14/2024

DRAWN BY: C. REICH

SCALE: AS NOTED

APPROVED BY: J. LEE

SHEET TITLE: R&R TRUSS DIAGRAMS (WET SET EMBEDMENT)

DRAWING NUMBER: S1 OF 1

DESIGN LOADS:

1. STRUCTURAL DESIGN IS IN ACCORDANCE WITH THE 2018 NCRC. REFER TO RELEVANT CODE FOR ADDITIONAL INFORMATION.
2. THE E.O.R. IS NOT RESPONSIBLE FOR ANY ERRORS OR MISTAKES ASSOCIATED WITH DIMENSIONING, ARCHITECTURAL DETAILING, WATERPROOFING, PLUMBING, ELECTRICAL OR MECHANICAL INFORMATION OR ANY PART OF THE PLAN NOT PERTAINING TO THE STRUCTURAL INFORMATION.
3. THE CONTRACTOR IS RESPONSIBLE FOR VERIFYING ALL DIMENSIONS AND NOTIFYING THE E.O.R. OF ANY CHANGES OR NECESSARY CORRECTIONS.

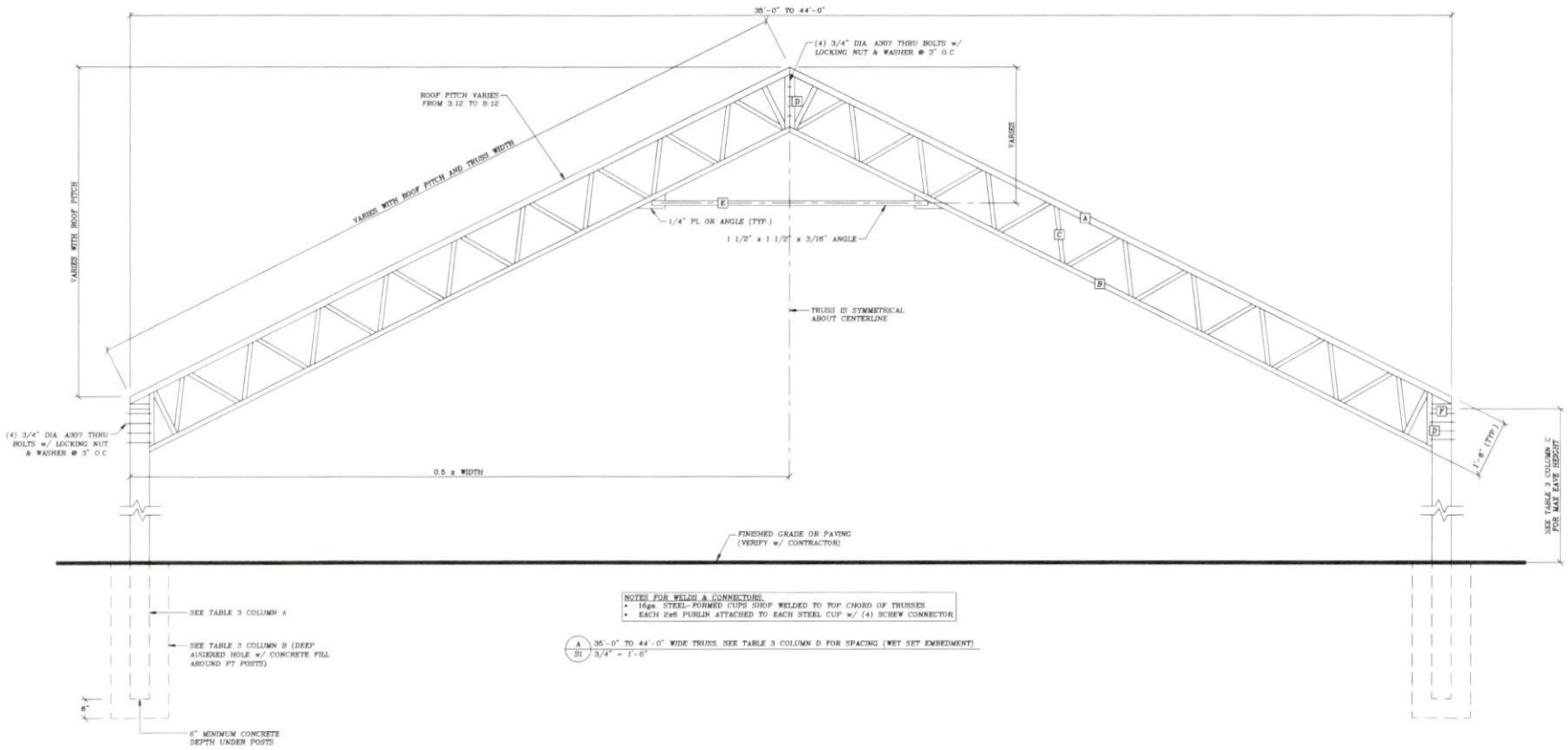

NOTES FOR WELDS & CONNECTORS:
- 16ga. STEEL-FORMED CUPS SHOP WELDED TO TOP CHORD OF TRUSSES.
- EACH 2x6 PURLIN ATTACHED TO EACH STEEL CUP w/ (4) SCREW CONNECTOR.

A / S1 35'-0" TO 44'-0" WIDE TRUSS. SEE TABLE 3 COLUMN D FOR SPACING (WET SET EMBEDMENT)
3/4" = 1'-0"

MATERIAL LIST:
- A – TOP CHORD L 1 1/2" x 1 1/2" x 3/16"
- B – BOTTOM CHORD L 1 1/2" x 1 1/2" x 3/16"
- C – DIAGONAL WEB L 1 1/4" x 1 1/4" x 1/8"
- D – VERTICAL END L 1 1/2" x 1 1/2" x 3/16"
- E – HORIZONTAL TIE L 1 1/4" x 1 1/4" x 3/16"
- F – BASE L 1 1/2" x 1 1/2" x 3/16"

GENERAL NOTES:
- TRUSS DEPTH = 18" (18" CHORD) (1)- HORIZONTAL TIE RODS
- TRUSS SPACING = 10'-0"
- TOP CHORD PURLIN SPACE @ 2'-0" O.C. (2" x 6" SPF NO.1 PURLINS MIN.)
- EACH 2" x 6" ATTACHED TO EACH STEEL CUP w/ MIN. (2) #12 x 1 1/2" EA. SIDE
- BOTTOM CHORD BRACING / BOTTOM CHORD PURLIN SPACE @ 6'-0" O.C. (MAX)
- ALL WELDS SHALL BE 3/16" MINIMUM FILLET WELD (TYP.)
- ALL STEEL SHALL BE A36 MINIMUM STRENGTH
- CONNECTION BOLTS, STEEL TO STEEL, SHALL BE A307 MIN.
- ROOF MATERIAL: 26ga. METAL 36" WIDE MATERIAL, 5" O.C. HORIZONTAL, 24" MAX SPAN
- STEEL TRUSS BOTTOM CHORDS ARE DESIGNED FOR 6 PSF MAX LOAD, NO CEILING FINISH.

DESIGN LOAD:
DL = 14 psf
LL = 20 psf
SL = 20 psf (GROUND)
WL = 120 mph
EXPOSURE CATEGORY C
RISK CATEGORY I OR II
DESIGN SOIL BEARING CAPACITY = ±2,000 psf
±3,000 psi MINIMUM CONCRETE STRENGTH MIX

TABLE 3

SCENARIO	A	B	C	D
3A	6x6 POSTS	24" DIA.x4FT. piers	UP TO 16'-0" EAVE HEIGHT	10' SPACING
3B	8x8 POSTS	24" DIA.x4FT. piers	18'-0" EAVE HEIGHT	10' SPACING

Digitally signed by Jim Lee, P.E.
Reason: I am approving this document with my legally binding signature
Location: 1378 Melviney St, Statesville, NC 28677, USA
Date: 2024.08.14 18:31:17-04'00'

NO.	REVISION	DATE	BY

LEE SOLUTIONS & SERVICES, PLLC
1378 MELVINEY STREET
STATESVILLE, NC 28677-3722
ENGINEERING LICENSE # P-2722

NORTH CAROLINA REGISTERED SEAL 056421 PROFESSIONAL ENGINEER JIM LEE

LEE SOLUTIONS & SERVICES PLLC
1378 MELVINEY STREET
STATESVILLE, NC 28677-3722
(980) 223-5993
www.LSSPLLC.com

PROJECT NAME: 35'-0" TO 44'-0" WIDE TRUSS 3/12 TO 8/12 ROOF PITCH 10'-0" SPACING (WET SET EMBEDMENT)

OWNER: R&R IRONWORKS

PROJECT ADDRESS: NORTH CAROLINA USA

PROJECT NUMBER: NC24082

DATE: 08/14/2024

DRAWN BY: C. REICH

SCALE: AS NOTED

APPROVED BY: J. LEE

SHEET TITLE: R&R TRUSS DIAGRAMS (WET SET EMBEDMENT)

DRAWING NUMBER: S1 OF 1

DESIGN LOADS:

1. STRUCTURAL DESIGN IS IN ACCORDANCE WITH THE 2018 NCRC. REFER TO RELEVANT CODE FOR ADDITIONAL INFORMATION.
2. THE E.O.R. IS NOT RESPONSIBLE FOR ANY ERRORS OR MISTAKES ASSOCIATED WITH DIMENSIONING, ARCHITECTURAL DETAILING, WATERPROOFING, PLUMBING, ELECTRICAL, OR MECHANICAL INFORMATION OR ANY PART OF THE PLAN NOT PERTAINING TO THE STRUCTURAL INFORMATION.
3. THE CONTRACTOR IS RESPONSIBLE FOR VERIFYING ALL DIMENSIONS AND NOTIFYING THE E.O.R. OF ANY CHANGES OR NECESSARY CORRECTIONS.

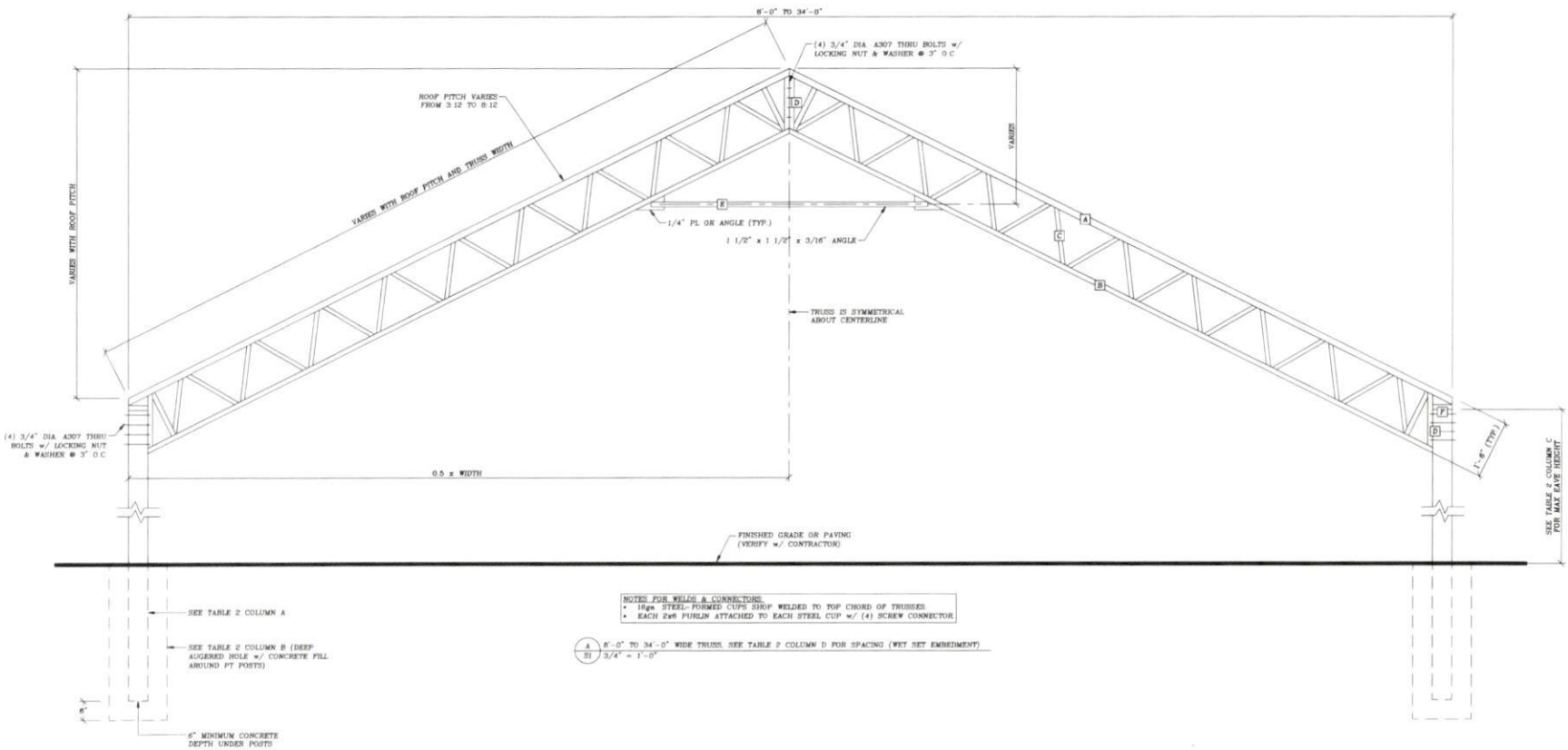

NOTES FOR WELDS & CONNECTORS:
- 18ga. STEEL- FORMED CUPS SHOP WELDED TO TOP CHORD OF TRUSSES.
- EACH 2x6 PURLIN ATTACHED TO EACH STEEL CUP w/ (4) SCREW CONNECTOR.

A / S1 8'-0" TO 34'-0" WIDE TRUSS. SEE TABLE 2 COLUMN D FOR SPACING (WET SET EMBEDMENT)
3/4" = 1'-0"

MATERIAL LIST:
- A – TOP CHORD L 1 1/2" x 1 1/2" x 3/16"
- B – BOTTOM CHORD L 1 1/2" x 1 1/2" x 3/16"
- C – DIAGONAL WEB L 1 1/4" x 1 1/4" x 1/8"
- D – VERTICAL END L 1 1/2" x 1 1/2" x 3/16"
- E – HORIZONTAL TIE L 1 1/4" x 1 1/4" x 3/16"
- F – BASE L 1 1/2" x 1 1/2" x 3/16"

GENERAL NOTES:
- TRUSS DEPTH = 18" (16" CHORD) (1)- HORIZONTAL TIE RODS.
- TRUSS SPACING = 12'-0" O.C.
- TOP CHORD PURLIN SPACE @ 2'-0" O.C. (2" x 6" SPF NO.1 PURLINS MIN.)
- EACH 2" x 6" ATTACHED TO EACH STEEL CUP w/ MIN (2) #12 x 1 1/2" EA. SIDE
- BOTTOM CHORD BRACING / BOTTOM CHORD PURLIN SPACE @ 6'-0" O.C. (MAX).
- ALL WELDS SHALL BE 3/16" MINIMUM FILLET WELD (TYP.).
- ALL STEEL SHALL BE A36 MINIMUM STRENGTH.
- CONNECTION BOLTS, STEEL TO STEEL, SHALL BE A307 MIN.
- ROOF MATERIAL: 29ga. METAL, 36" WIDE MATERIAL, 7" O.C. HORIZONTAL, 24" MAX SPAN.
- STEEL TRUSS BOTTOM CHORDS ARE DESIGNED FOR 5 PSF MAX LOAD. NO CEILING FINISH.

DESIGN LOAD:
DL = 14 psf
LL = 20 psf
SL = 20 psf (GROUND)
WL = 120 mph
EXPOSURE CATEGORY C
RISK CATEGORY I OR II
DESIGN SOIL BEARING CAPACITY = ±2,000 psf
±3,000 psi MINIMUM CONCRETE STRENGTH MIN

TABLE 2

SCENARIO	A	B	C	D
2A	6x6 POSTS	18" DIA.x4FT. piers	UP TO 14'-0" EAVE HEIGHT	12' SPACING
2B	8x8 POSTS	24" DIA.x4FT. piers	16'-0" EAVE HEIGHT	12' SPACING

Digitally signed by Jim Lee, P.E.
Reason: I am approving this document with my legally binding signature
Location: 1378 Melviney St, Statesville, NC 28677, USA
Date: 2024.08.14 18:30:55-04'00'

REVISIONS	DATE	BY

LEE SOLUTIONS & SERVICES PLLC
1378 MELVINEY STREET
STATESVILLE, NC 28677-3722
ENGINEERING LICENSE # P-2722

NORTH CAROLINA PROFESSIONAL SEAL 055421 ENGINEER JIM LEE

LEE SOLUTIONS & SERVICES PLLC
1378 MELVINEY STREET
STATESVILLE, NC 28677-3722
(980) 223-5993
www.LSSPLLC.com

PROJECT NAME: 8'-0" TO 34'-0" WIDE TRUSS 3:12 TO 8:12 ROOF PITCH 12'-0" SPACING (WET SET EMBEDMENT)

OWNER: R&R IRONWORKS

PROJECT ADDRESS: NORTH CAROLINA USA

PROJECT NUMBER: NC24062

DATE: 08/14/2024

DRAWN BY: C. REICH

SCALE: AS NOTED

APPROVED BY: J. LEE

SHEET TITLE: R&R TRUSS DIAGRAMS (WET SET EMBEDMENT)

DRAWING NUMBER: S1 OF 1