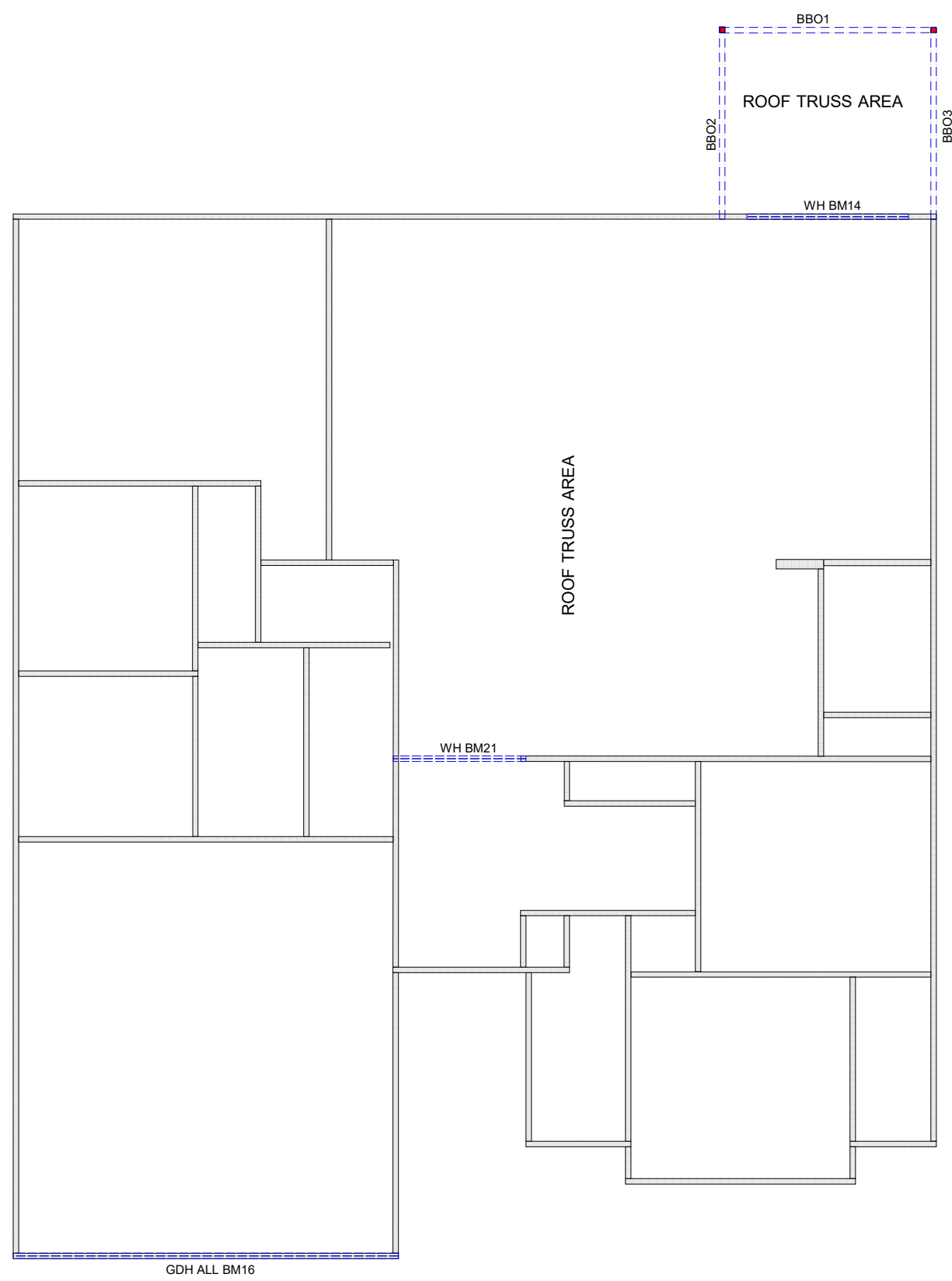
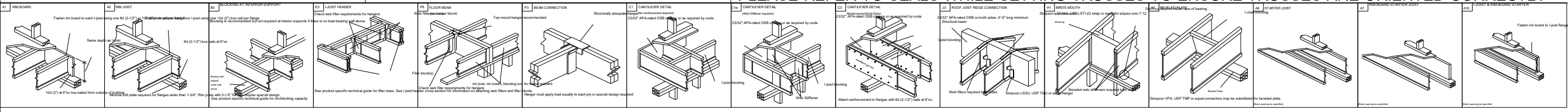


1. All bracing, blocking, beams, purlins @ 2'0" o.c., ledger, etc. provided by others.
2. Roof truss to roof truss connections provided by Riverside Roof Truss.
3. Truss to building connections provided by others.

**Refer to Sealed drawings for connection detail of multiple ply trusses.**

**NOT ALL TRUSSES ARE SYMMETRICAL AND MAY NOT PERFORM CORRECTLY IF INSTALLED BACKWARDS. PLEASE REFER TO SEALS WHILE SETTING TRUSSES TO ENSURE TRUSSES ARE ORIENTED CORRECTLY**



Products				
PlotID	Length	Product	Plies	Net Qty
WH BM14	10-00-00	1 3/4" x 9 1/4" (2.0E 3100) LVL	2	2
WH BM21	8-00-00	1 3/4" x 9 1/4" (2.0E 3100) LVL	2	2
GDH ALL BM16	22-00-00	1 3/4" x 11 7/8" (2.0E 3100) LVL	2	2

**THIS IS A TRUSS PLACEMENT DIAGRAM ONLY.** These trusses are designed as individual building components to be incorporated into the building design at the specification of the building designer. See individual design sheets for each truss design identified on the placement drawing. The building designer is responsible for temporary and permanent bracing of the roof and floor system and for the overall structure. The design of the truss support structure including headers, beams, walls, columns, and sufficient blocking in floor cavity under point loads is the responsibility of the building designer. For general guidance regarding bracing, consult "Bracing of Wood Trusses" available from the Truss Plate Institute, 583 D'Onofrio Drive, Madison, WI 53179.

**SHOP DRAWING APPROVAL**  
 THIS LAYOUT IS THE SOLE SOURCE FOR FABRICATION OF TRUSSES AND VOIDS ALL PREVIOUS ARCHITECTURAL OR OTHER TRUSS LAYOUTS. REVIEW AND APPROVAL OF THIS LAYOUT MUST BE RECEIVED BEFORE ANY TRUSSES WILL BE BUILT. VERIFY ALL CONDITIONS TO INSURE AGAINST CHANGES THAT WILL RESULT IN EXTRA CHARGES TO YOU.

REVIEWED BY: \_\_\_\_\_ APPROVED BY: \_\_\_\_\_ DATE: \_\_\_\_\_

**Hanger Conversion Chart**

<b>USP</b>	<b>Simpson</b>
JUS26	LUS26
THD26	HUS26
THD26-2	HHUS26-2
HJC26	THJA26
MSH422	THA422

Client: **MATTAMY HOMES**


Job Name: **ALLEGHENY - FRENCH COUNTRY**

Model: **FIRST FLOOR HEADERS**

Lot #: **18** Subdivision: **RIVERFALL**

Order #: **24-4825-B** Sales Rep: **C Walden** Designer: **R S** Date: **8/13/2024**

**733 RIVER PARK DRIVE**  
**DANVILLE, VA 24540**  
**(434) 793-0217**  
**FAX: (434) 799-8767**



**RIVERSIDE ROOF TRUSS, LLC**

Roof Surface Area: **0** Sq. Ft.  
 Floor Surface Area: **4325** Sq. Ft.

