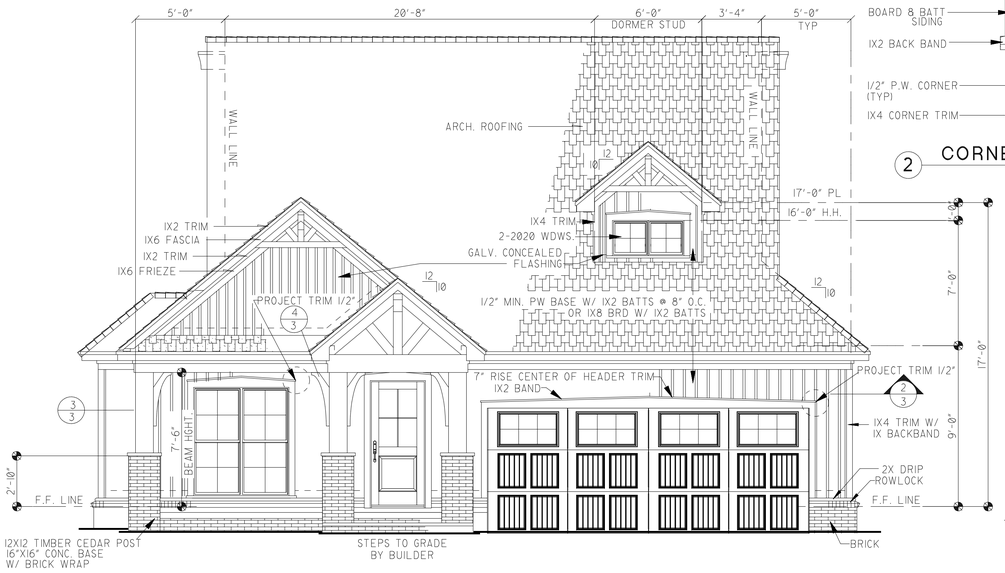

FRONT ELEVATION

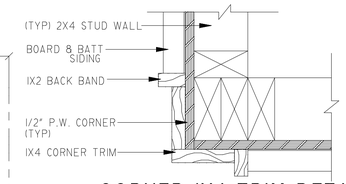

2 CORNER IX4 TRIM DETAIL

3" = 1'-0"

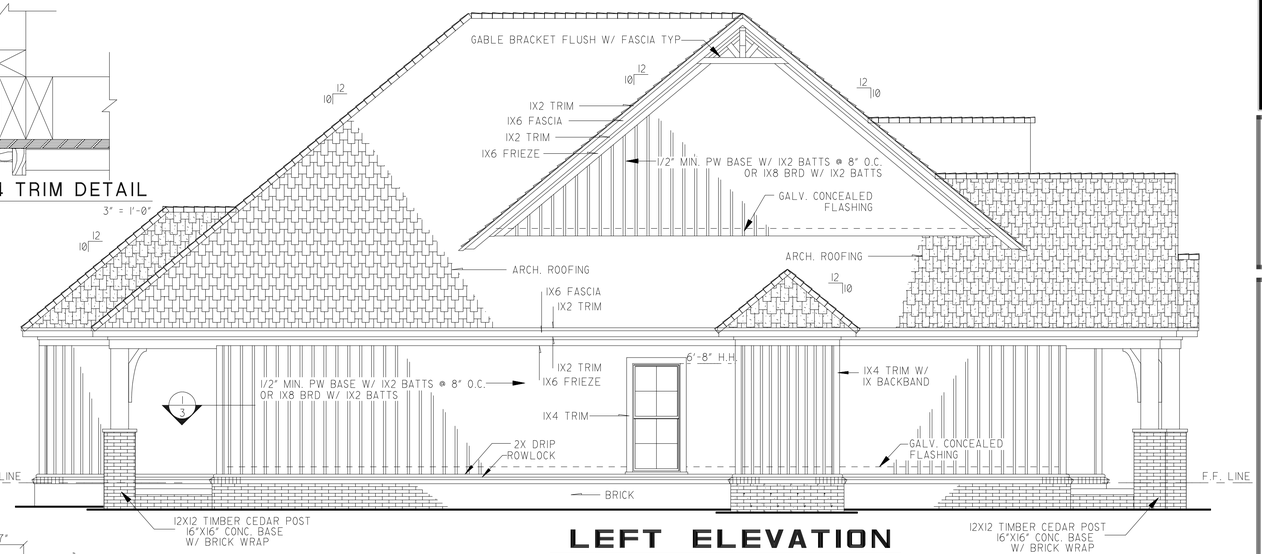

LEFT ELEVATION

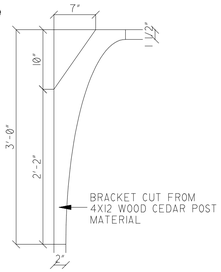

4 36" BRACKET DETAIL

1" = 1'-0"

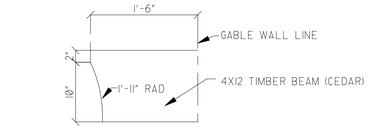

IA GABLE BRACKET DETAIL

1" = 1'-0"

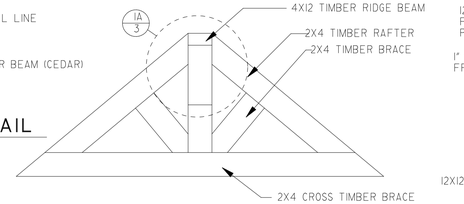

1 GABLE BRACKET DETAIL

1" = 1'-0"

GABLE BRACKET TO BE FLUSH WITH FASCIA

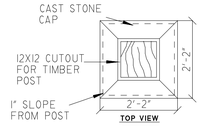

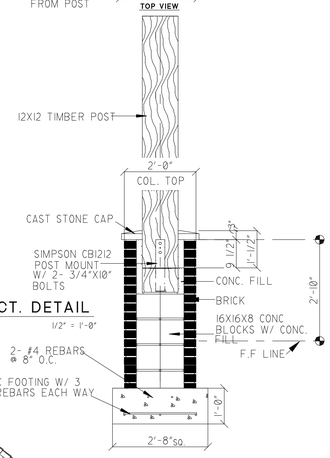

3 BRICK COL. SECT. DETAIL

1/2" = 1'-0"

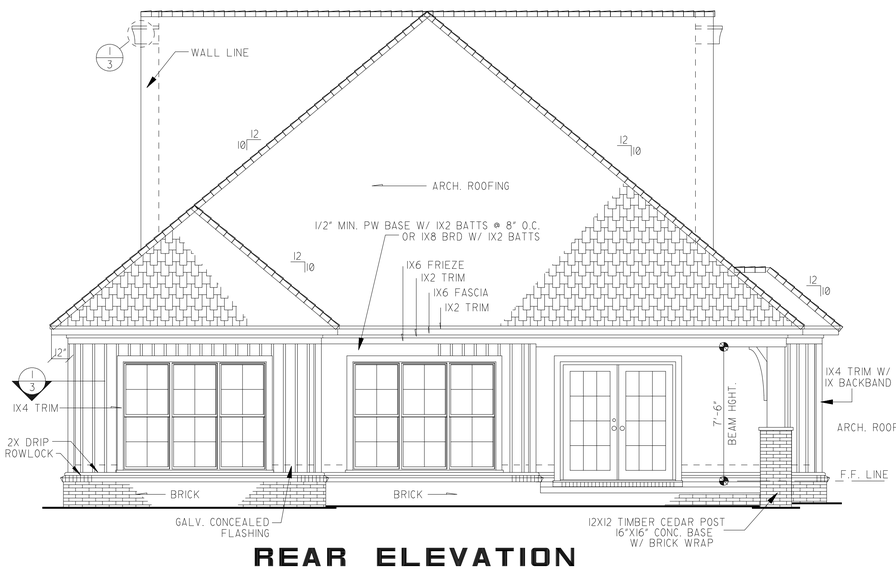

REAR ELEVATION

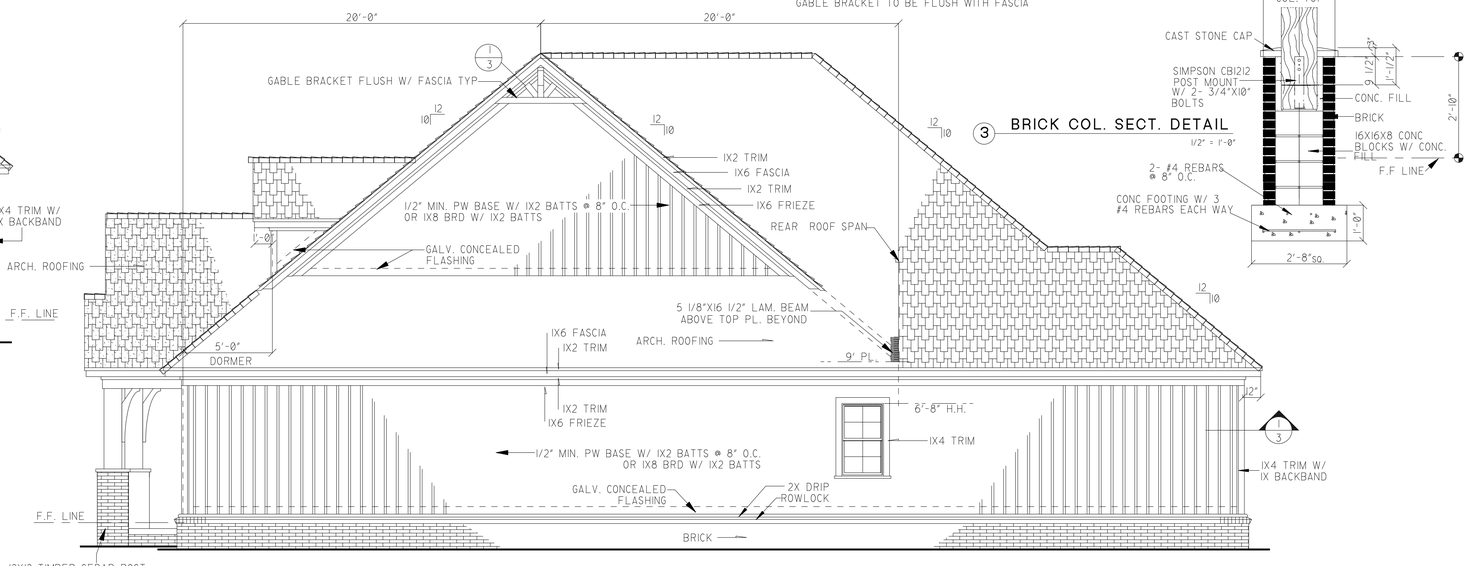

RIGHT ELEVATION

ELEVATION NOTES:

1. GUTTERS AND DOWNSPOUTS ARE NOT SHOWN FOR CLARITY. DOWNSPOUTS SHALL BE LOCATED TOWARDS THE FRONT AND REAR OF THE HOUSE. LOCATE DOWNSPOUTS IN NON-VISUALLY OFFENSIVE LOCATIONS, FOR EXAMPLE, FRONT WALL OF HOUSE, BESIDE PORCH COLUMNS, ETC. GENERAL CONTRACTOR SHALL VERIFY EXISTING GRADES AND COORDINATE ANY NECESSARY ADJUSTMENTS TO HOUSE WITH OWNER.

2. PLUMBING AND HVAC VENTS SHALL BE GROUPED IN ATTIC TO LIMIT ROOF PENETRATIONS AND TO BE LOCATED AWAY FROM PUBLIC VIEW, I.E. AT THE REAR OF THE HOUSE AND SHALL BE PRIMED AND PAINTED TO MATCH ROOF COLOR.

3. PROVIDE ATTIC VENTILATION PER LOCAL CODE REQUIREMENTS.

4. EXTERIOR FLASHING SHALL BE CORRECTLY INSTALLED AT ALL CONNECTIONS BETWEEN ROOFS, WALLS, CHIMNEYS, PROJECTIONS AND PENETRATIONS AS REQUIRED BY APPROVED CONSTRUCTION PRACTICES.

5. CONTRACTOR SHALL PROVIDE ADEQUATE ATTIC VENTILATIONS / ROOF VENTS PER LOCAL GOVERNING CODE. INSTALL CONTINUOUS RIDGE VENTILATION AND PAINT TO MATCH ROOF. PROVIDE APPROPRIATE SOFFIT VENTILATION AT OVERHANGS.

NOTICE DUTY OF COOPERATION © 2021 Michael E. Nelson Designs, LLC.
Reproduction of these plans, in any form, without the written consent of the Designer is prohibited.
MICHAEL E. NELSON DESIGNS, LLC or Michael E. Nelson assumes no liability for any HOME constructed from this plan. Release of these plans contemplates further cooperation among the owner, his contractor and the designer. Design and construction are complex. Although the designer and his consultants performed their services with due care and diligence, they cannot guarantee perfection. Communication is imperfect and every contingency cannot be anticipated. Any ambiguity or discrepancy discovered by the use of these plans shall be reported immediately to the designer. Failure to notify the designer compounds misunderstanding and increases construction costs. A failure to cooperate by a simple notice to the designer shall relieve the designer from responsibility for all consequences. Changes made from the plans without the consent of the designer are unauthorized and shall relieve the designer of responsibility for all consequences arriving out of such changes. Only qualified Designer, Architect, Contractor, or Structural Engineer should attempt to modify any portion of this design.
Written dimensions on these drawings shall have precedence over scaled dimensions; contractors shall verify and be responsible for all dimensions and conditions on the job. This office must be notified of any variations from the dimensions and conditions shown by these drawings. Shop details must be submitted to this office for approval before proceeding with fabrication or construction.

MICHAEL E. NELSON
P.B.D. Cert. No. AR-104

MEN DESIGNS

REVISIONS	BY
	24x36

ELEVATIONS / NOTES

MEN5326R
SUMMER PLAC COTTAGE

MEN DESIGNS By Michael E. Nelson
A Signature Series of Home Plans
NATIONALLY PUBLISHED
A CUSTOM DESIGN & PLAN MODIFICATION COMPANY
Member AIBD • CPBD
MICHAELENELSON.COM 888.590.2423
5218 STADIUM BLVD SUITE A JONESBORO, AR 72404 870.933.5777 FAX: 933.5792

DATE	7-9-21
SCALE	1/4" = 1'-0"
BUILDER	
JOB	MEN5326R
DRAWN BY	MN/AT

3/5