
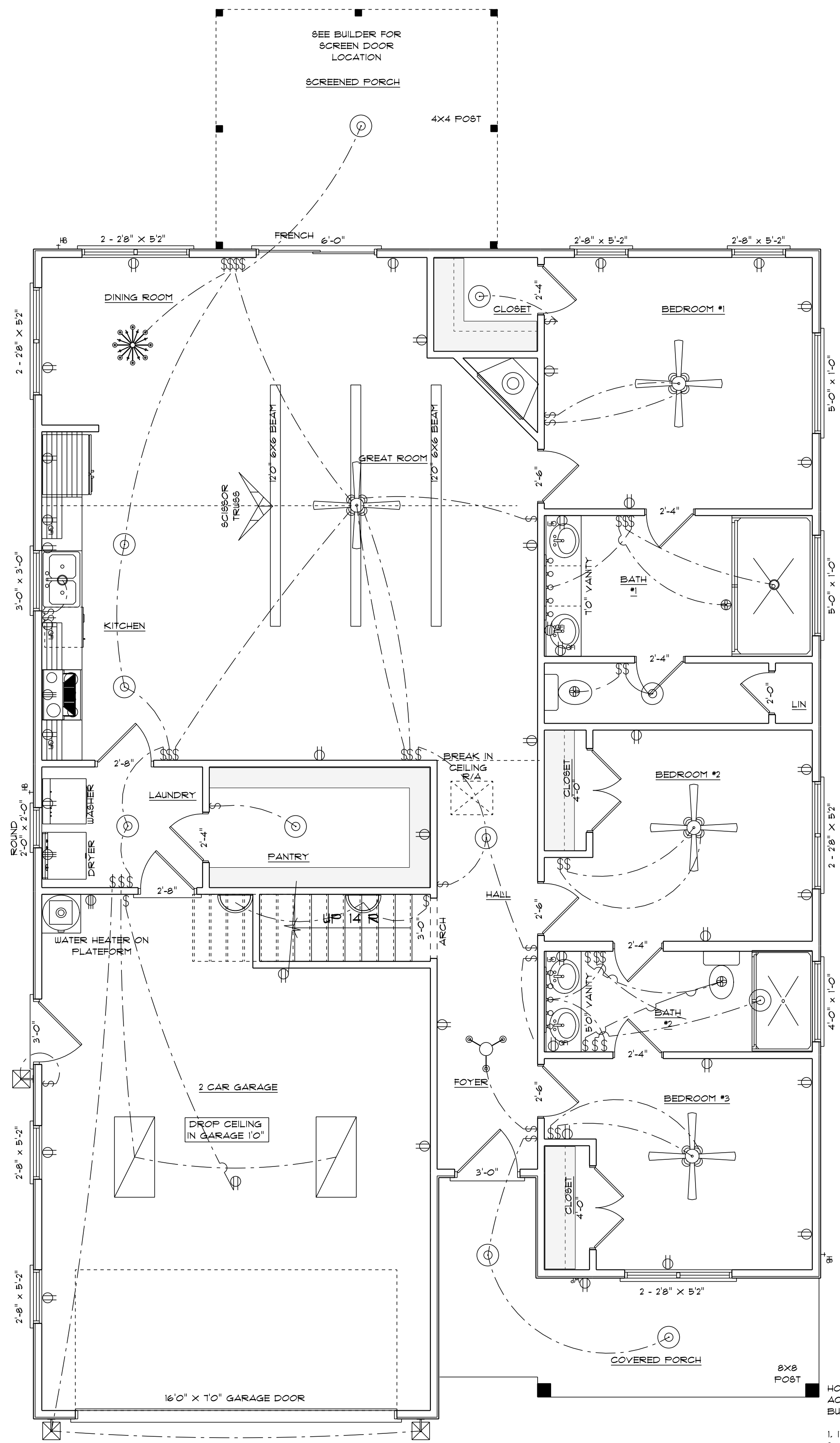


NOTES:  
1. ALL FINAL MATERIALS ARE TO BE CHOSEN BY THE HOMEOWNER.  
2. FINAL NUMBER OF EXTERIOR STEPS WILL BE DETERMINED ON SITE BY GRADE.  
3. CONTRACTOR MUST HIRE OR EXCEED ALL LOCAL AND STATE REQUIREMENTS.  
4. DESIGNER ASSUMES NO RESPONSIBILITY FOR CHANGES TO DRAWINGS BY OTHERS DURING CONSTRUCTION.  
5. ALL STRUCTURAL INFO SHOWN ON PLANS ARE FOR INFORMATION ONLY. REVIEWER SHALL OBTAIN STRUCTURAL ENGINEER'S REVIEW AND DESIGN ALL STRUCTURAL ELEMENTS.



DATE: 6-26-2024  
SUBDIVISION:  
BUILDER:

**SOUTHEASTERN CONSTRUCTION  
HOMES & DEVELOPMENT**



ELECTRICAL LEGEND		
ELECTRICAL	COUNT	SYMBOL
ceiling fan spotlights 01	4	
baco luster	1	
can light 6inch	2	
ceiling classic	1	
ceiling dish round	11	
fluorescent light 2 x 4	2	
exterior craftsman light fixture	3	
fan	3	
outlet	32	
outlet 220v	3	
outlet gf	8	
outlet wp	1	
switch	39	
switch quad	1	
italian sconce 01	2	
vanity bar light 01	2	

HOUSEHOLD FIRE ALARMS SYSTEMS INSTALLED IN ACCORDANCE WITH BOTH INTERNATIONAL AND LOCAL BUILDING CODES IN THE FOLLOWING LOCATIONS.

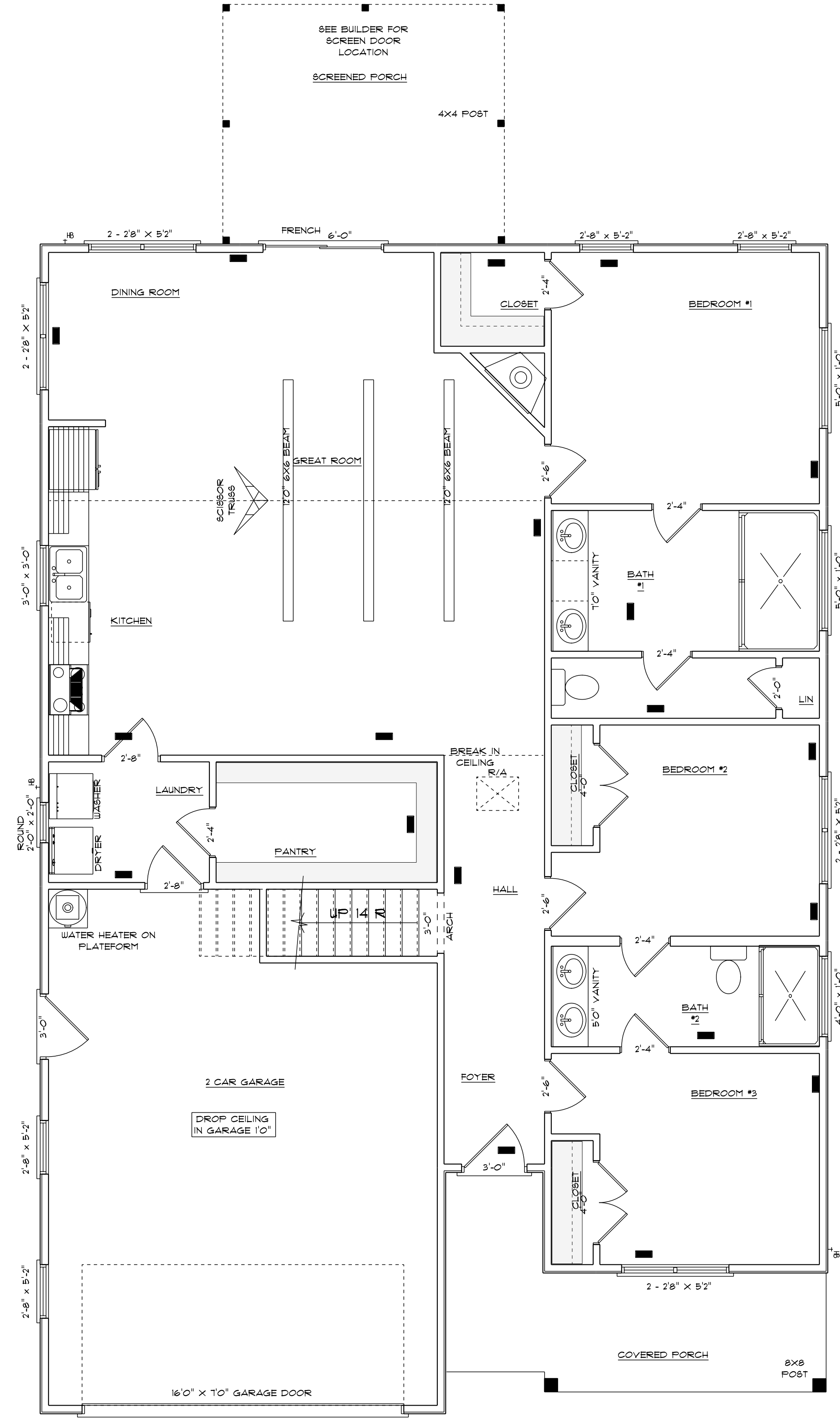
1. IN EACH SLEEPING ROOM
2. OUTSIDE EACH SEPARATE SLEEPING AREAS IN THE IMMEDIATE VICINITY OF BEDROOMS AND WIRED TOGETHER IN SUCH A MANNER THAT WHEN ONE IS ACTIVATED ALL SHALL ACTIVATE

8'0" FINISHED CEILING HEIGHT ON FIRST FLOOR  
6'8" WINDOW HEADER HEIGHT ON FIRST FLOOR  
8'0" FINISHED CEILING HEIGHT ON SECOND FLOOR  
6'8" WINDOW HEADER HEIGHT ON SECOND FLOOR  
CANTILEVER ALL ROOF TRUSSES  
DROP CEILING IN GARAGE 1'0"

**ELECTRICAL PLAN  
FIRST FLOOR**

SCALE: 1/4" = 1'0"

ELECTRICAL CONTRACTOR TO CONFIRM LOCATION OF OUTLET AND FIXTURES, SEE HOME OWNER FOR TYPE AND STYLE OF ELECTRICAL FIXTURES



8'0" FINISHED CEILING HEIGHT ON FIRST FLOOR  
6'8" WINDOW HEADER HEIGHT ON FIRST FLOOR  
8'0" FINISHED CEILING HEIGHT ON SECOND FLOOR  
6'8" WINDOW HEADER HEIGHT ON SECOND FLOOR  
CANTILEVER ALL ROOF TRUSSES  
DROP CEILING IN GARAGE 1'0"

**HVAC PLAN  
FIRST FLOOR**

SCALE: 1/4" = 1'0"

HVAC CONTRACTOR TO CONFIRM VENT LOCATION AND SIZE OF UNIT

OPENING SCHEDULE				
PRODUCT CODE	SIZE	HINGE	REVERSED	COUNT
32X80 COLONIAL A 1	2'-8"	L	NO	1
32X80 COLONIAL A 1	2'-8"	R	NO	1
36X80 COLONIAL A 1	3'-0"	L	NO	2
66X80 SLIDING FRENCH 2-MODIFIED	6'-0"	RN	NO	1
192X84 - 8 PANEL - 4 GRILLED WINDOW	16'-0"	U	YES	1
24X80 COLONIAL A 1	2'-0"	R	YES	1
28X80 COLONIAL A 1	2'-4"	L	YES	1
28X80 COLONIAL A 1	2'-4"	L	NO	3
28X80 COLONIAL A 1	2'-4"	R	YES	1
28X80 COLONIAL C 1	2'-4"	L	NO	1
30X80 COLONIAL A 1	2'-6"	L	NO	1
30X80 COLONIAL A 1	2'-6"	R	NO	2
48X80 COLONIAL A 2	4'-0"	LR	NO	1
48X80 COLONIAL A 2	4'-0"	LR	YES	1
36X36 DOUBLE HUNG 1	3'-0" x 3'-0"	U	NA	1
36X54 DOUBLE HUNG 1-MODIFIED	2'-2'-8" x 5'-2"	UN	NA	2
36X54 DOUBLE HUNG 1-MODIFIED	2'-8" x 5'-2"	U	NA	4
36X54 DOUBLE HUNG 1-MODIFIED	5'-4" x 5'-2"	UN	NA	2
24 ROUND	2'-0" x 2'-0"	N	NA	1
48X12 TRANSOM	4'-0" x 1'-0"	N	NA	1
60X12 TRANSOM	5'-0" x 1'-0"	N	NA	2

1598 S/F ON FIRST FLOOR  
315 S/F IN BONUS ROOM  
1913 S/F TOTAL HEATED AREA  
488 S/F IN DOUBLE GARAGE  
133 S/F ON FRONT PORCH  
168 S/F ON REAR PORCH

NOTE:  
BUILDING CONTRACTOR TO MEET LOCAL WIND LOADS PER LOCAL CODE AS IT PERTAINS TO LOCATION OF HOUSE (CC, 160, 180, 190, 140, 160, 170)