

DESIGN PROFESSIONAL INSPECTION FORM

RECORD OF THE INSPECTION OF A COMPONENT OR ELEMENT BY A NC LICENSED ARCHITECT OR ENGINEER

Project Information:

Residential Single-Family Project: Yes	Commercial Project: No
Code Enforcement Project No: -----	Permit No: 2401-0062
Project Name: Duncan Crossing 42	Owner: Smith Douglas
Project Address: 88 Decoy Spread Place	Suite No:
Date Inspected: 2-21-24	Contractor Name:
Component Inspected: Monoslab/Footing	

Responsible Licensed NC Architect or NC Engineer

Name:	Bryant Mueller, PE		
Firm Name:	TM Engineering, Inc.		
Phone Numbers:	Office: 919-468-2545	Mobile:	
Email Address:	bryantm@tmengineering.org		
Mailing Address:			

APPLICABLE CODE: 2018 NCRC: Sections R403.1.1, R403.1.4, R403.1.5

2018 NCBC = 2018 NC Building Code; 2018 NCRC = 2018 NC Residential Code

Describe Element/Component/Type of Inspection: *

3rd party inspection of layout and dimensions per town approved onsite plans per applicable

2018 NCRC. See attached letter for site specific details and primary language regarding project. Porch included.

*(subgrade form/letter may also be required)

Attestation/Signature:


By signing below, I certify that the component and/or element of the building as identified on this form has been inspected by me or someone under my direct supervision per subsection (b2) of NC G.S. 153A-352 and is in compliance with the approved plans & specifications for the project. This inspection is in compliance with all of the requirements of the above referenced code. Attach any additional documents if needed.



Licensed Architect or Engineer

2/21/24

Date




Inspection Department disclaimer:

Upon the receipt of a signed written document as required under subsection (a) of Article 160A-413.5., Code Enforcement shall be discharged and released from any liabilities, duties and responsibilities imposed by this article or in common law from any claim arising out of or attributed to the component or element in the construction of the building for which the signed written document was submitted. Be aware that this inspection will be noted in all inspection records including the Certificate of Occupancy or Certificate of Compliance. This inspection does not address any local ordinances or zoning requirements.



Report of Foundation Bearing Conditions

Project: Duncans Crossing 42 & 3rd Party
Location: Lillington
Client: Smith Douglas
Date: February 21,2024



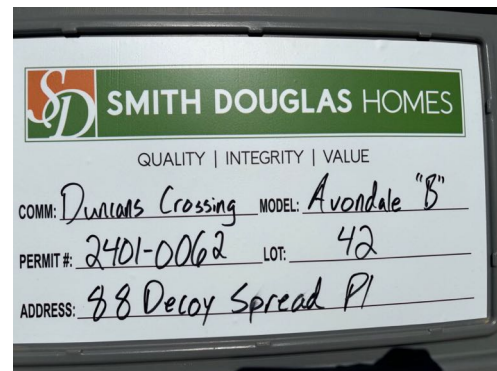
TM Engineering, Inc. has inspected foundation bearing conditions for the above referenced construction. Our evaluation consisted of visually evaluating the exposed subgrades and by probing with a 1/2 inch steel rod. Dynamic cone penetrometer techniques were used to correlate surface soil conditions to bearing capacity. Foundations were excavated up to 1.50 ft below site grade. Results indicate the exposed soils to have penetration resistance which will provide the specified minimum 2,000 PSF of bearing capacity. It should be noted that minor cracking commonly occurs in construction for various reasons including but not limited to, temperature fluctuations relative to expansion and contraction of materials, concrete shrinkage, changes in moisture content, improper construction, and normal settlement. No warranty is implied for such items by this letter. Additionally, exposure of the soil subgrades to incimate weather may compromise conditions requiring repairs and reinspection. No performance guarantee shall be assumed. In all cases the contractor is solely responsible for the direction and quality of the work, adherence to the plans and specifications, and scheduling inspections. Only the client or it's designated representatives with written consent may use this document.

TME Notes included:

- Porch/deck included
- 3rd party inspection of layout and dimensions noted to be consistent with onsite plans
- Design Professional Inspection Form attached referencing 2018 NCRC sections R403.1.1, R403.1.4, & R403.1.5
- Vapor barrier and insulation present

Sincerely,

TM Engineering, Inc.(C3201)



BM