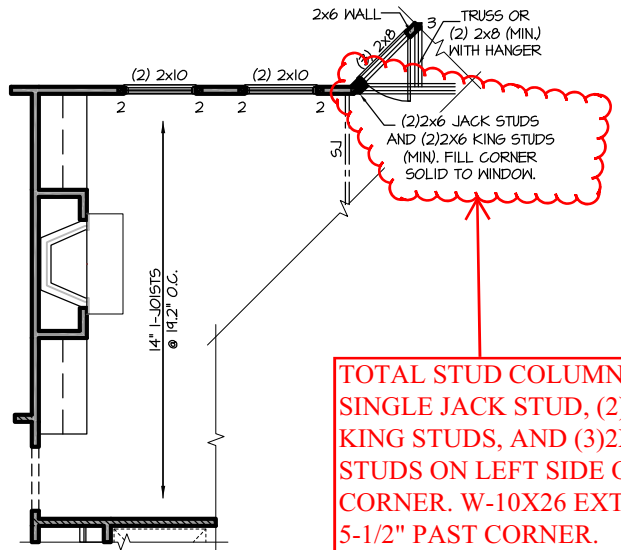
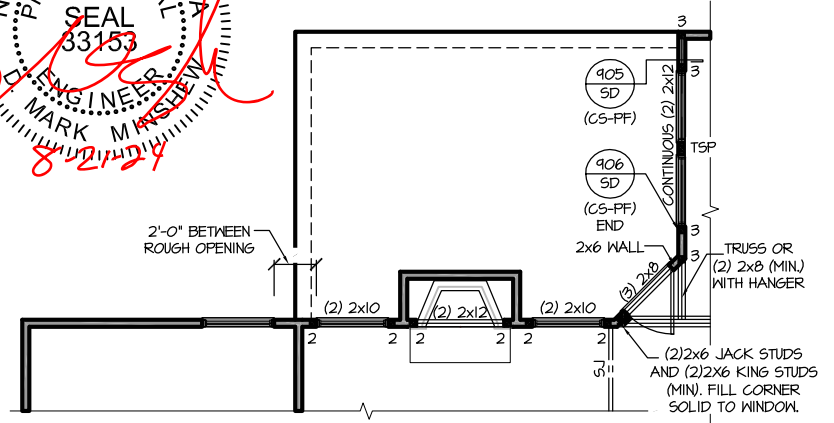


PROJECT #: 21-2780.1-A (LOT 1)
LOT 1, WOODBRIDGE SOUTH
AUGUST 21, 2024
PAGE: 1 OF 1
RE: STUDS AT REAR DOOR

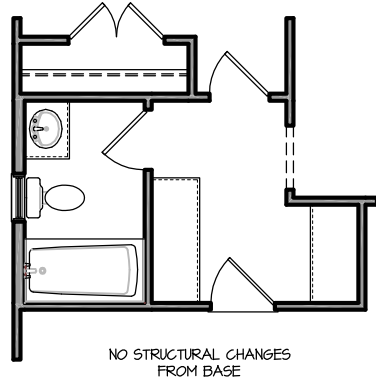


TOTAL STUD COLUMN IS SINGLE JACK STUD, (2) KING STUDS, AND (3) 2X4 STUDS ON LEFT SIDE OF CORNER. W-10X26 EXTENDS 5-1/2" PAST CORNER.

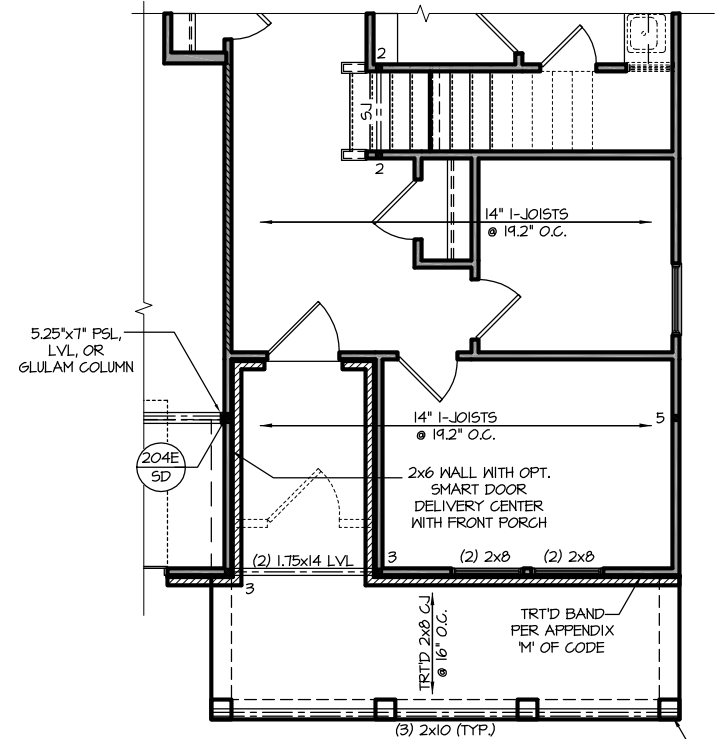
OPT. FIREPLACE W/BUILT-INS
 SCALE: 1/8"=1'-0" ON 11x17, 1/4"=1'-0" ON 22x34



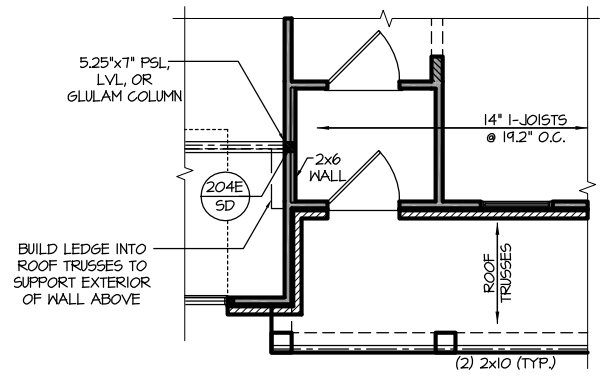
OPT. INTERIOR FIREPLACE AT FAMILY ROOM
 SCALE: 1/8"=1'-0" ON 11x17, 1/4"=1'-0" ON 22x34




OPT. DBL. DROP ZONE AT MUD RM
 SCALE: 1/8"=1'-0" ON 11x17, 1/4"=1'-0" ON 22x34



OPT. DBL. POCKET OFFICE
 SCALE: 1/8"=1'-0" ON 11x17, 1/4"=1'-0" ON 22x34



OPT. SMART DOOR DELIVERY CENTER W/ FRONT PORCH
 SCALE: 1/8"=1'-0" ON 11x17, 1/4"=1'-0" ON 22x34



PROJECT #
21-2780.1-LH

Engineers seal applies only to structural components on this document.
 Seal does not include construction means, methods, techniques, sequences, procedures or safety precautions.
 Any deviations or discrepancies on plans are to be brought to the immediate attention of Southern Engineers. Failure to do so will void Southern Engineer's liability.
 Use of these plans constitutes approval of terms & conditions as defined in the customer agreement.

Southern Engineers, P.A.
 3716 Benson Drive, Raleigh, NC 27609
 Phone: (919) 878-1617
 License: C-4772
 www.southernengineers.com

NEW HOME, INC.

The Apex
 Garage Left

S-2.1.1