


**1ST FLOOR
FRAMING PLAN**

WALLS AND CEILING
1/8" = 1'-0"

TRUSSES DONT BEAR ON WALL.
 ATTACH TRUSSES TO 2X10 LEDGER WITH HGR PER
 MANUFACTURER. ATTACH 2X10 LEDGER TO WALL FRAMING
 W/ (7) 10d NAILS @ 16" O.C., PROVIDE SOLID BLOCKING
 ABOVE WALL AS REQ'D, TYP @ INTERIOR GARAGE WALL

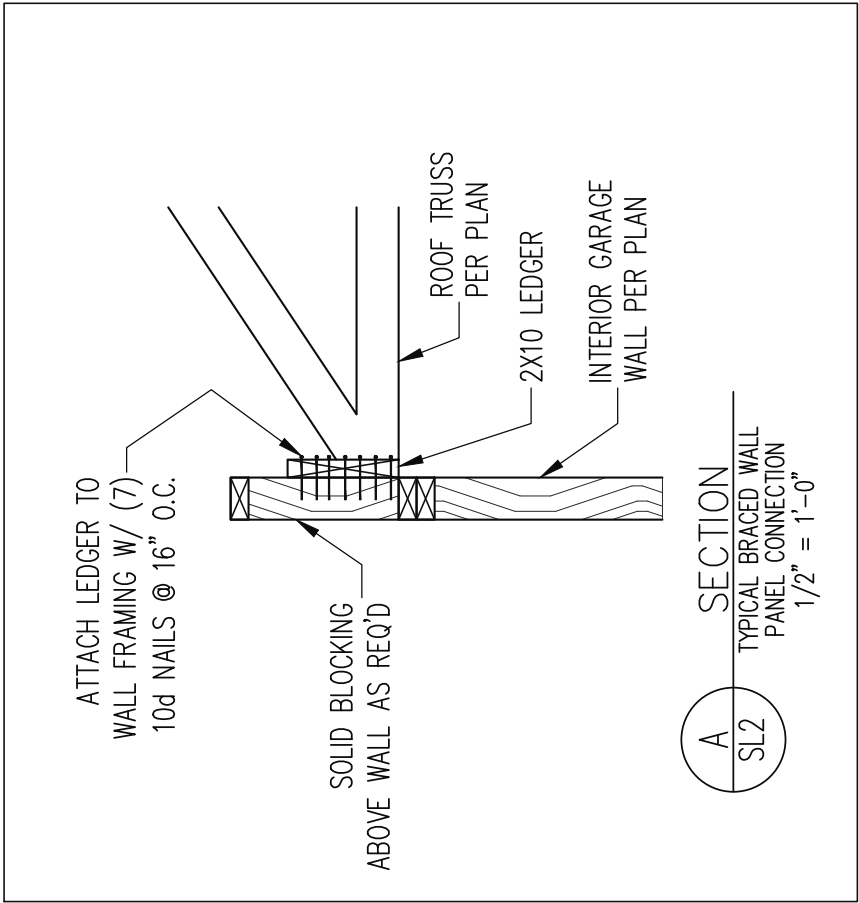
Engineering
Lech
ASSOCIATES, P.A.

STRUCTURAL ENGINEERS
License No. C-3870
318 W Millbrook Rd. Unit 201
Raleigh, North Carolina 27609
Phone (919) 844-1661




VALUE BUILD HOMES			
SCOPE	LEDGER FOR TRUSS ATTACHMENT AT GARAGE WALL	REV #	REF PROJ #
LOC	978 MARKS RD CAMRON, NC	DATE	

ENG:	EF
DATE:	03-15-2024
PARENT	23-26-154
PROJECT NO.	24-75-297
SHEET NO.	SL1
1 of 2	



A SECTION
 SL2
 TYPICAL BRACED WALL
 PANEL CONNECTION
 1/2" = 1'-0"



Engineering Lech
 ASSOCIATES, P.A.
 STRUCTURAL ENGINEERS
 License No. C-3870
 318 W Millbrook Rd. Unit 201
 Raleigh, North Carolina 27609
 Phone (919) 844-1661

VALUE BUILD HOMES			
SCOPE	LEDGER FOR TRUSS ATTACHMENT AT GARAGE WALL	REV #	REF PROJ #
LOC	978 MARKS RD CAMRON, NC		
		DATE	

ENG: EAF
 DATE: 03-15-2024

PARENT
 23-26-154

PROJECT NO.
 24-75-297

SHEET NO.
 SL2