

Reaction Summary of Order



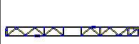


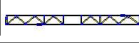





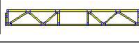








ROOF & FLOOR TRUSSES & BEAMS
 Reilly Road Industrial Park P.O. Box 40408
 Fayetteville, N.C. 28309 (910) 864-TRUS

REQ. QUOTE DATE	/ /	ORDER #	J1023-5800
ORDER DATE	10/13/23	QUOTE #	
DELIVERY DATE	/ /	CUSTOMER ACCT #	0000006897
DATE OF INVOICE	/ /	CUSTOMER PO #	
ORDERED BY	Chris Sherrod	INVOICE #	
COUNTY	Harnett	TERMS	
SUPERINTENDANT	Chase Suitt	SALES REP	Anthony Williams
JOBSITE PHONE #	(910) 703-3490	SALES AREA	Johnnie Baggett

SOLD TO	Signature Home Builders, Inc. 1209 N. Main Street Fayetteville, NC 27546 (910) 892-9299	JOB NAME: Lot 56 Williams Farms	LOT # 56	SUBDIV: Williams Farms
	Signature Home Builders Lot 56 Williams Farms Erwin, NC	MODEL: Floor	TAG: 2066	JOB CATEGORY: _
SHIPP TO	DELIVERY INSTRUCTIONS:			
	SPECIAL INSTRUCTIONS: Copied from Lot 46 Copper Creek (J0923-4892)			
PLAN SEAL DATE: _____				

BUILDING DEPARTMENT	OVERHANG INFO	HEEL HEIGHT	00-06-08	REQ. LAYOUTS	REQ. ENGINEERING	QUOTE	BY	DATE
Floor Order	END CUT	RETURN				LAYOUT		/ /
	NO	GABLE STUDS	16 IN. OC	JOBSITE	1	JOBSITE	1	CUTTING

FLOOR TRUSSES	LOADING INFORMATION	TCLL-TCDL-BCLL-BCDL	STRESS INCR.	FLOOR TRUSS SPACING: 24.0 IN. O.C. (TYP.)
		40.0,10.0,0.0,5.0	1.00	

FLOOR PROFILE	QTY PLY	DEPTH ID	BASE SPAN	O/A SPAN	END TYPE		INT BEARING		REACTIONS				
					LEFT	RIGHT	SIZE	LOCATION					
	4	01-04-00 F01	18-07-08	18-07-08					Joint 24 998.6 lbs. 512.2 lbs.	Joint 27 991.2 lbs. 501.3 lbs.			
	2	01-04-00 F02	18-07-08	18-07-08					Joint 14 1004.4 lbs. 504.0 lbs.	Joint 22 1004.4 lbs. 517.2 lbs.			
	3	01-04-00 F03	15-00-08	15-00-08					Joint 11 807.3 lbs. 483.2 lbs.	Joint 17 807.3 lbs. 352.3 lbs.			
	5	01-04-00 F04	11-05-00	11-05-00					Joint 7 607.9 lbs. 332.5 lbs.	Joint 12 607.9 lbs. 332.5 lbs.			
	1	01-04-00 FKW1	11-05-00	11-05-00					Joint 11 28.0 lbs.	Joint 12 102.2 lbs.	Joint 13 153.8 lbs.	Joint 14 144.8 lbs.	Joint 15 147.2 lbs.
	1	01-04-00 FKW2	03-11-00	03-11-00					Joint 5 195.4 lbs. 107.9 lbs.	Joint 8 195.4 lbs. 107.9 lbs.			

ITEMS

QTY	ITEM TYPE	SIZE	LENGTH FT-IN-16	PART NUMBER	NOTES
2	LVL Beams (Sized)	LVL, 1-3/4" x 9-1/4" (S)	08-00-00		FB2
3	LVL Beams (Sized)	LVL, 1-3/4" x 16" (S)	21-00-00		GDH
2	LVL Beams (Sized)	LVL, 1-3/4" x 16" (S)	20-00-00		FB1