

RENAISSANCE
RESIDENTIAL DESIGN, INC.

WILMINGTON, NC 28401
919-849-4128
WWW.RRDCAROLINA.COM

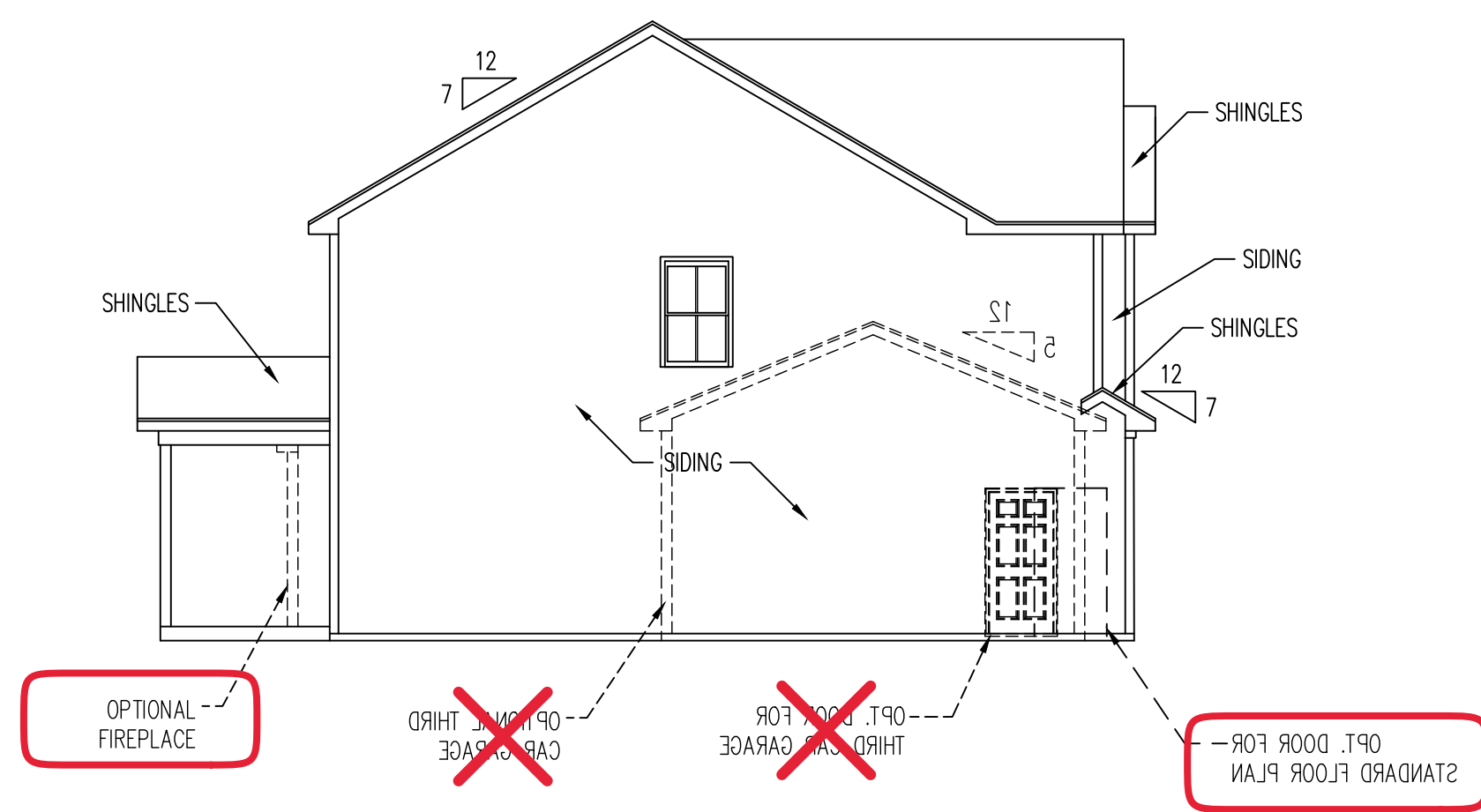
"The art of transforming your vision into reality."

RENAISSANCE RESIDENTIAL DESIGN, INC. RESERVES THE RIGHT TO MAKE MODIFICATIONS TO FLOOR PLANS, DIMENSIONS, MATERIALS, AND SPECIFICATIONS WITHOUT NOTICE. THESE DRAWINGS ARE FOR THE PURPOSE OF CONVEYING AN ARCHITECTURAL CONCEPT ONLY.

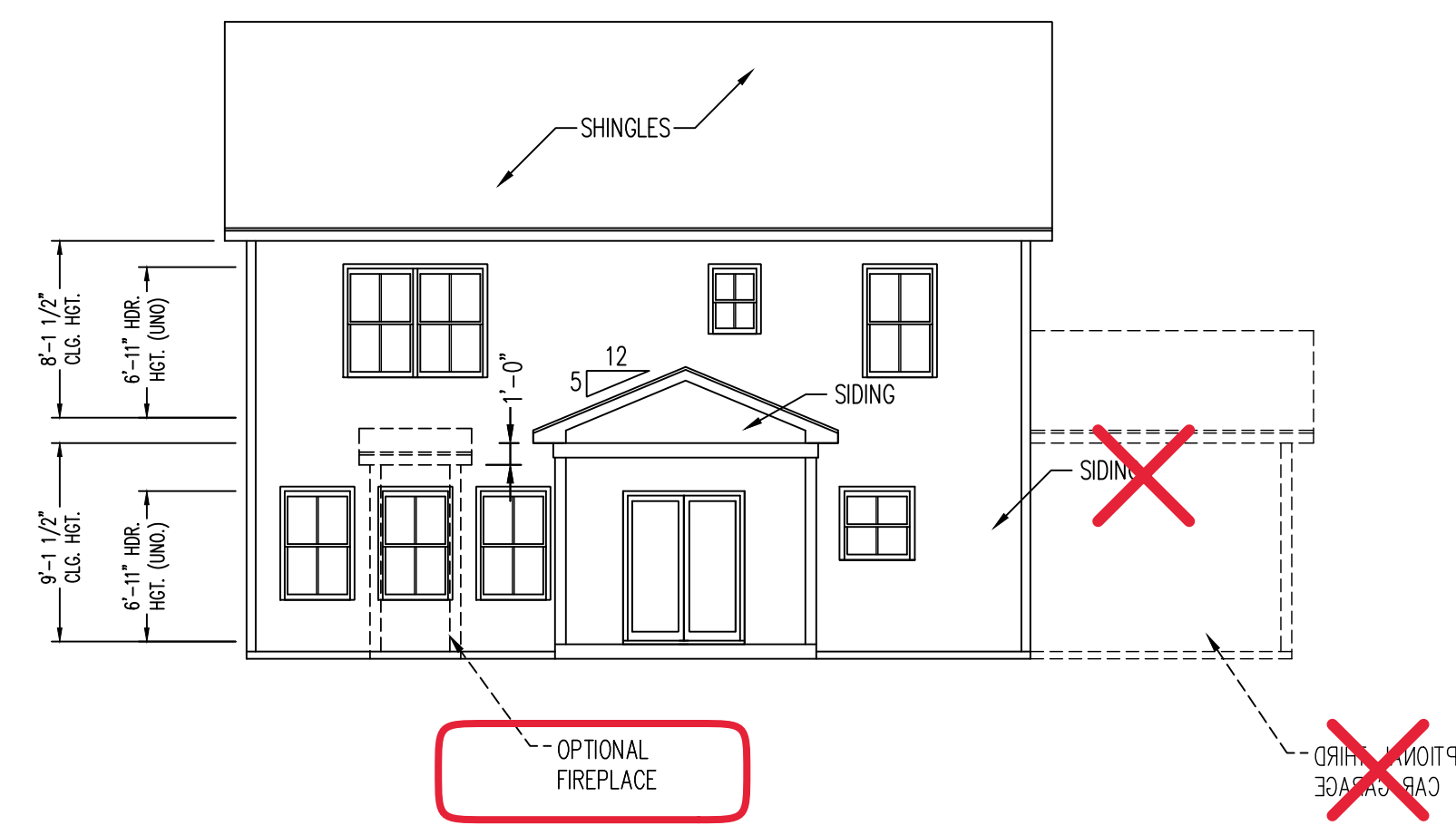
RENAISSANCE RESIDENTIAL DESIGN, INC. HEREBY EXPRESSLY RESERVES ITS COMMON LAW COPYRIGHT AND OTHER PROPERTY RIGHTS IN THESE PLANS. THESE PLANS AND DRAWINGS ARE NOT TO BE REPRODUCED, CHANGED, OR COPIED IN ANY FORM OR MANNER WITHOUT FIRST OBTAINING THE EXPRESS WRITTEN CONSENT OF RENAISSANCE RESIDENTIAL DESIGN, INC. NOR ARE THEY TO BE ASSIGNED TO ANY THIRD PARTY WITHOUT FIRST OBTAINING SAID WRITTEN PERMISSION AND CONSENT.



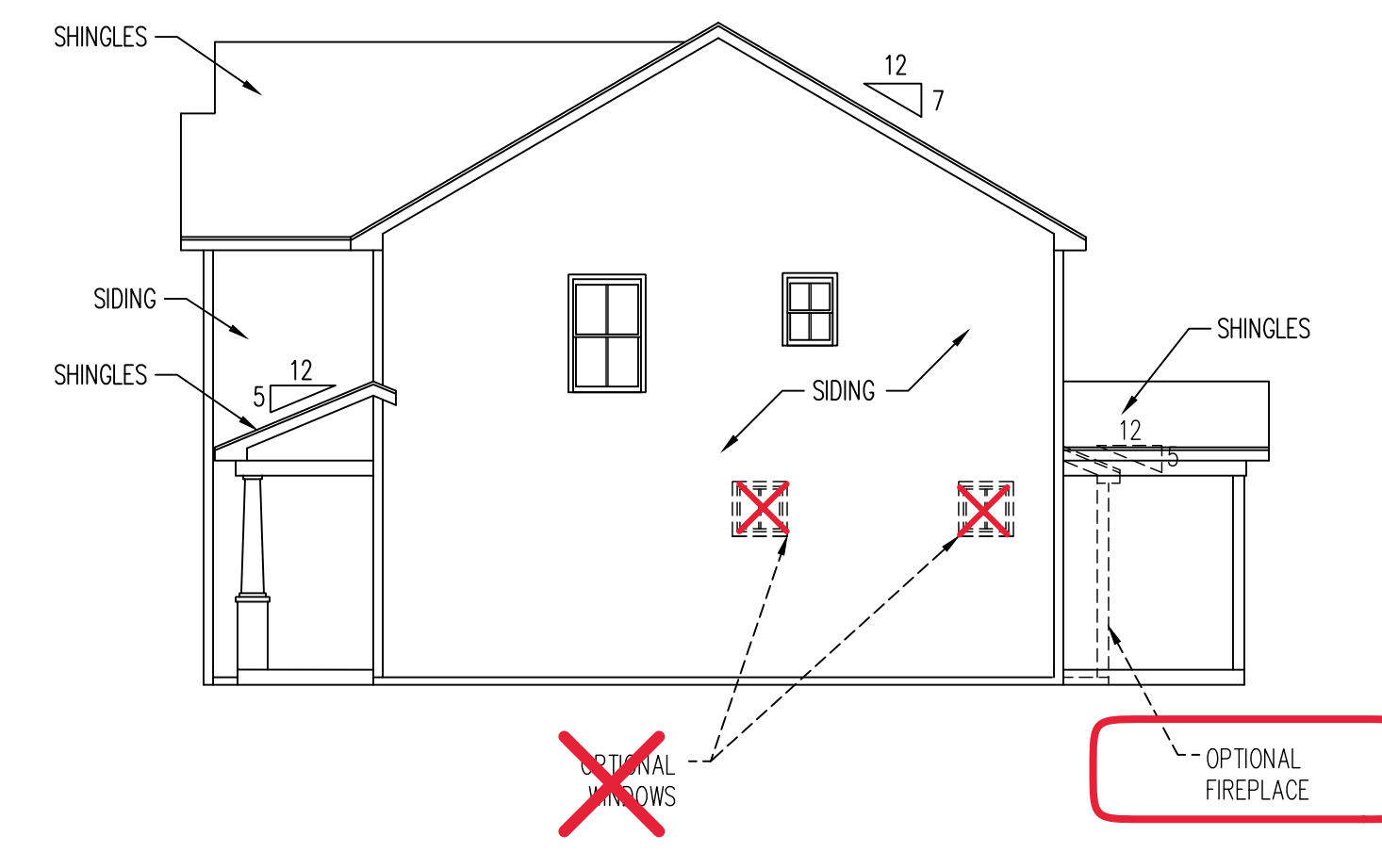
FRONT ELEVATION-B
SCALE: 1/4" = 1'-0"



LEFT ELEVATION
SCALE: 1/8" = 1'-0"



REAR ELEVATION
SCALE: 1/8" = 1'-0"



RIGHT ELEVATION
SCALE: 1/8" = 1'-0"




PRICES, PROMOTIONS, INCENTIVES, FEATURES, OPTIONS, FLOOR PLANS, ELEVATIONS, DESIGNS, MATERIALS AND DIMENSIONS ARE SUBJECT TO CHANGE WITHOUT NOTICE. SQUARE FOOTAGE AND DIMENSIONS ARE ESTIMATED AND MAY VARY IN ACTUAL CONSTRUCTION. ALL DIMENSIONS AND FINISHES WILL BE DETERMINED BY THE SITE PLAN AND/OR LOT FLOOR PLANS AND ELEVATION RENDERINGS ARE ARTIST CONCEPTIONS. FLOOR PLANS ARE THE COPYRIGHTED PROPERTY OF ONSITE HOMES. ANY USE, REPRODUCTION, OR MODIFICATION OF THESE DRAWINGS IS PROHIBITED. SEE NEW HOME SALES CONSULTANT FOR CURRENT DETAILS. COPYRIGHT 2022 ONSITE HOMES

ONSITE HOMES
COLLINS
DRIVE LEFT

DATE: JULY 25, 2022
REV.:
SCALE: AS NOTED
DRAWN BY: WG
ENGINEERED BY:
REVIEWED BY:

B- ELEVATIONS
A-2

SQUARE FOOTAGE	
1st FLOOR:	814 SQ. FT.
2nd FLOOR:	1244 SQ. FT.
TOTAL:	2058 SQ. FT.
REAR PORCH:	96 SQ. FT.
FRONT PORCH:	90 SQ. FT.
GARAGE:	441 SQ. FT.



RENAISSANCE
RESIDENTIAL DESIGN, INC.

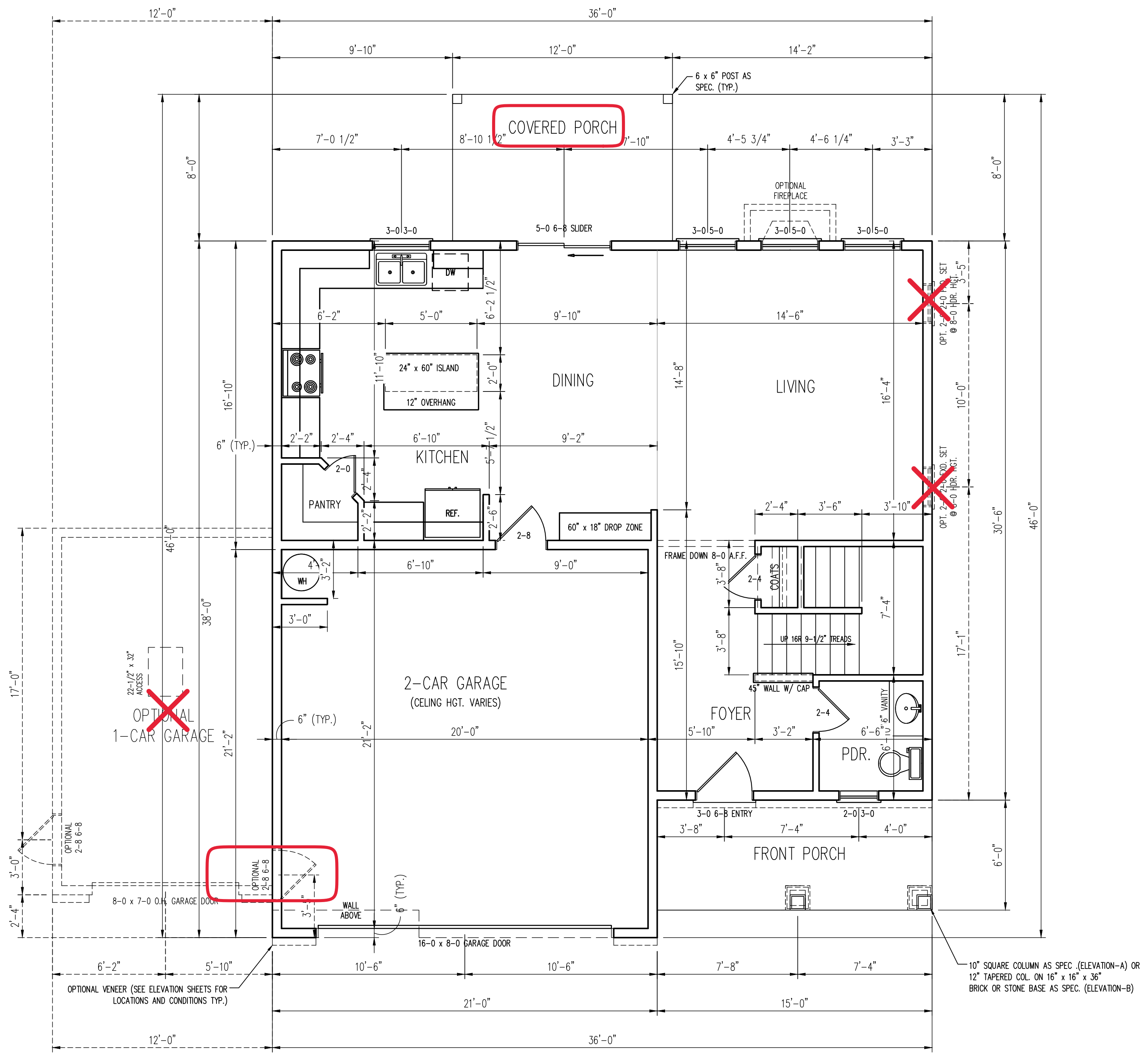
WILMINGTON, NC 28401
919 848-4128
WWW.RRDCAROLINA.COM

"The art of transforming your vision into reality."
RENAISSANCE RESIDENTIAL DESIGN, INC. RESERVES THE RIGHT TO MAKE MODIFICATIONS TO FLOOR PLANS, DIMENSIONS, MATERIALS, AND SPECIFICATIONS WITHOUT NOTICE. THESE DRAWINGS ARE FOR THE PURPOSE OF CONVEYING AN ARCHITECTURAL CONCEPT ONLY.

RENAISSANCE RESIDENTIAL DESIGN, INC. HEREBY EXPRESSLY RESERVES ITS COMMON LAW COPYRIGHT AND OTHER PROPERTY RIGHTS IN THESE PLANS. THESE PLANS AND DRAWINGS ARE NOT TO BE REPRODUCED, CHANGED, OR COPIED IN ANY FORM OR MANNER WITHOUT FIRST OBTAINING THE EXPRESS WRITTEN CONSENT OF RENAISSANCE RESIDENTIAL DESIGN, INC. NOR ARE THEY TO BE ASSIGNED TO ANY THIRD PARTY WITHOUT FIRST OBTAINING SAID WRITTEN PERMISSION AND CONSENT.




PRICES, PROMOTIONS, INCENTIVES, FEATURES, OPTIONS, FLOOR PLANS, ELEVATIONS, DESIGNS, MATERIALS AND DIMENSIONS ARE SUBJECT TO CHANGE WITHOUT NOTICE. SQUARE FOOTAGE AND DIMENSIONS ARE ESTIMATED AND MAY VARY IN ACTUAL CONSTRUCTION. ALL DIMENSIONS SHALL BE DETERMINED BY THE SITE PLAN AND/OR LOT FLOOR PLANS AND ELEVATION RENDERINGS ARE ARTIST CONCEPTIONS. FLOOR PLANS ARE THE COPYRIGHTED PROPERTY OF ON-SITE HOMES. ANY USE, REPRODUCTION, OR MODIFICATION OF THESE PLANS IS STRICTLY PROHIBITED. SEE NEW HOME SELLER'S CONSULTANT FOR CURRENT DETAILS. COPYRIGHT 2022 ON-SITE HOMES



ONSITE HOMES
COLLINS
DRIVE LEFT

DATE: JULY 25, 2022
REV.:
SCALE: 1/4"=1'-0"
DRAWN BY: WG
ENGINEERED BY:
REVIEWED BY:

FIRST FLOOR
PLAN
A-3



RENAISSANCE

RESIDENTIAL DESIGN, INC.

WILMINGTON, NC 28401

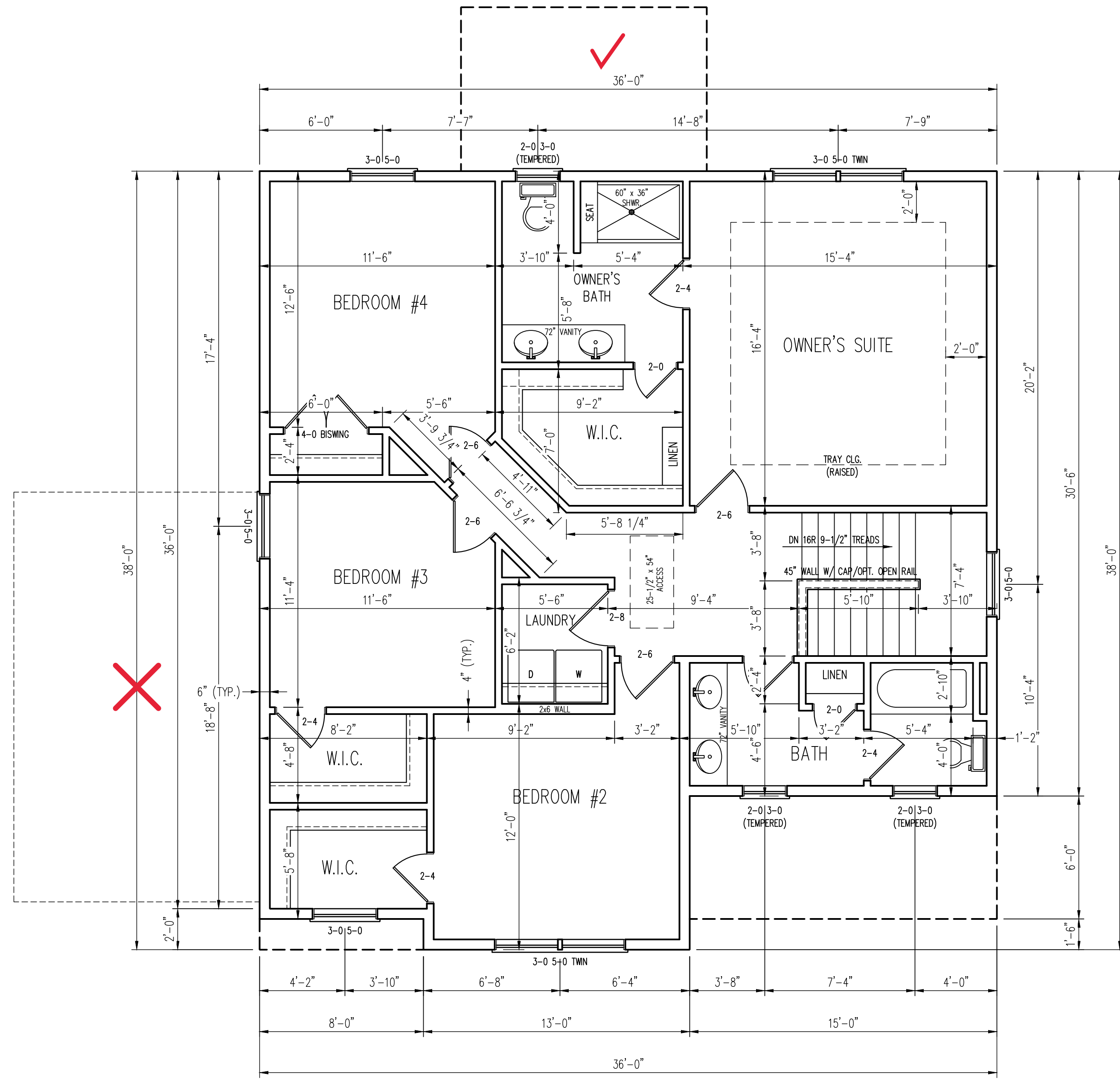
(919) 848-4128

WWW.RENDESIGN.COM

"The art of transforming your vision into reality."

RENAISSANCE RESIDENTIAL DESIGN, INC. RESERVES THE RIGHT TO MAKE MODIFICATIONS TO FLOOR PLANS, DIMENSIONS, MATERIALS, AND SPECIFICATIONS WITHOUT NOTICE. THESE DRAWINGS ARE FOR THE PURPOSE OF CONVEYING AN ARCHITECTURAL CONCEPT ONLY.

RENAISSANCE RESIDENTIAL DESIGN, INC. HEREBY EXPRESSLY RESERVES ITS COMMON LAW COPYRIGHT AND OTHER PROPERTY RIGHTS IN THESE PLANS. THESE PLANS AND DRAWINGS ARE NOT TO BE REPRODUCED, CHANGED, OR COPIED IN ANY FORM OR MANNER WITHOUT FIRST OBTAINING THE EXPRESS WRITTEN CONSENT OF RENAISSANCE RESIDENTIAL DESIGN, INC. NOR ARE THEY TO BE ASSIGNED TO ANY THIRD PARTY WITHOUT FIRST OBTAINING SAID WRITTEN PERMISSION AND CONSENT.




PRICES, PROMOTIONS, INCENTIVES, FEATURES, OPTIONS, FLOOR PLANS, ELEVATIONS, DESIGNS, MATERIALS AND DIMENSIONS ARE SUBJECT TO CHANGE WITHOUT NOTICE. SQUARE FOOTAGE AND DIMENSIONS ARE ESTIMATED AND MAY VARY IN ACTUAL CONSTRUCTION. ALL DIMENSIONS ARE TO FINISH UNLESS OTHERWISE NOTED. ALL DIMENSIONS WILL BE DETERMINED BY THE SITE PLAN AND/OR LOT PLAN. FLOOR PLANS AND ELEVATION RENDERINGS ARE ARTIST CONCEPTIONS. FLOOR PLANS ARE THE COPYRIGHTED PROPERTY OF ONSITE HOMES. ANY USE, REPRODUCTION, OR MODIFICATION OF THESE PLANS IS PROHIBITED. SEE NEW HOME SALES CONSULTANT FOR CURRENT DETAILS. COPYRIGHT 2022 ONSITE HOMES

ONSITE HOMES
COLLINS
DRIVE LEFT

DATE: JULY 25, 2022
REV.:
SCALE: 1/4"=1'-0"
DRAWN BY: WG
ENGINEERED BY:
REVIEWED BY:

SECOND FLOOR
PLAN
A-4



RENAISSANCE
RESIDENTIAL DESIGN, INC.

WILMINGTON, NC 28401
919-849-4128
WWW.RRDCAROLINA.COM

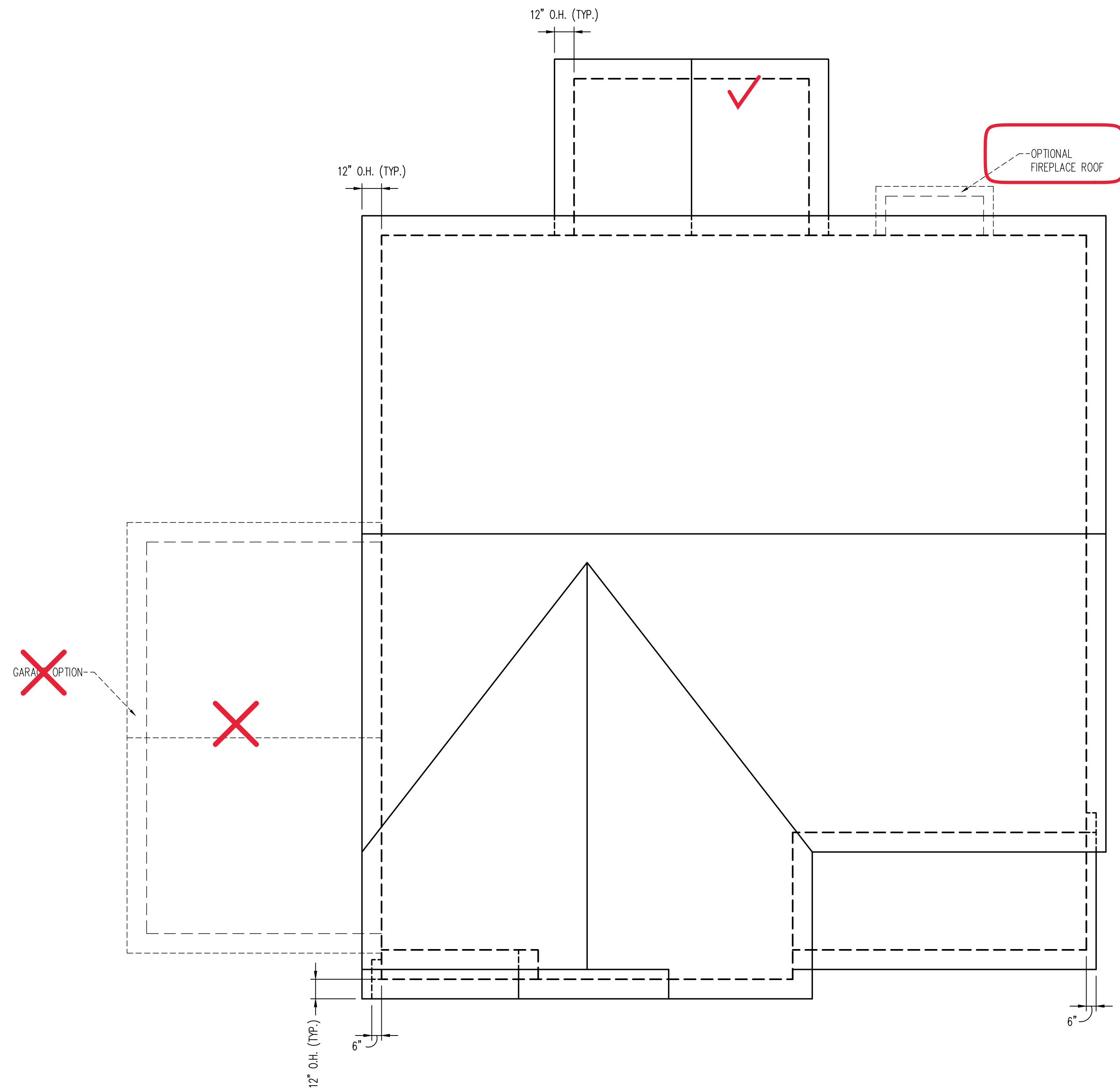
"The art of transforming your vision into reality."

RENAISSANCE RESIDENTIAL DESIGN, INC. RESERVES THE RIGHT TO MAKE MODIFICATIONS TO FLOOR PLANS, DIMENSIONS, MATERIALS, AND SPECIFICATIONS WITHOUT NOTICE. THESE DRAWINGS ARE FOR THE PURPOSE OF CONVEYING AN ARCHITECTURAL CONCEPT ONLY.

RENAISSANCE RESIDENTIAL DESIGN, INC. HEREBY EXPRESSLY RESERVES ITS COMMON LAW COPYRIGHT AND OTHER PROPERTY RIGHTS IN THESE PLANS. THESE PLANS AND DRAWINGS ARE NOT TO BE REPRODUCED, CHANGED, OR COPIED IN ANY FORM OR MANNER WITHOUT FIRST OBTAINING THE EXPRESS WRITTEN CONSENT OF RENAISSANCE RESIDENTIAL DESIGN, INC. NOR ARE THEY TO BE ASSIGNED TO ANY THIRD PARTY WITHOUT FIRST OBTAINING SAID WRITTEN PERMISSION AND CONSENT.



PRICES, PROMOTIONS, INCENTIVES, FEATURES, OPTIONS, FLOOR PLANS, ELEVATIONS, DESIGNS, MATERIALS AND DIMENSIONS ARE SUBJECT TO CHANGE WITHOUT NOTICE. SQUARE FOOTAGE AND DIMENSIONS ARE ESTIMATED AND MAY VARY IN ACTUAL CONSTRUCTION. THE SITE PLAN AND/OR LOT WILL BE DETERMINED BY THE SITE PLAN AND/OR LOT. FLOOR PLANS AND ELEVATION RENDERINGS ARE ARTIST CONCEPTIONS. FLOOR PLANS ARE THE COPYRIGHTED PROPERTY OF ONSITE HOMES. ANY USE, REPRODUCTION, OR MODIFICATION OF THESE DRAWINGS IS PROHIBITED. SEE NEW HOME SALES CONSULTANT FOR CURRENT DETAILS. COPYRIGHT 2022 ONSITE HOMES



ONSITE HOMES
COLLINS
DRIVE LEFT

DATE: JULY 25, 2022

REV.:

SCALE: 1/4"=1'-0"

DRAWN BY: WG

ENGINEERED BY:

REVIEWED BY:

ROOF PLAN

S-4