

## Central Carolina Soil Consulting, PLLC

1900 South Main Street, Suite 110  
Wake Forest, NC 27587  
919-569-6704

---

Acknowledgment of Subsurface wastewater evaluation and septic design by Central Carolina Soil Consulting, PLLC. for Honeycutt Hills S/D, Lot 44, for issuance of an IP and CA.

For Improvement Permit (IP) issuance:

**“The LSS/LG evaluation(s) attached to this application is to be used to issue an Improvement Permit in accordance with G.S. 130A-335(a2) and (a3).”**

For Construction Authorization (CA) issuance:

**“The plans or evaluations attached to this application are to be used to issue a Construction Authorization in accordance with G.S. 130A-335(a2), (a5) and (a6).”**

The LSS evaluation attached to this application was used to produce and design a subsurface wastewater septic system for permitting to obtain an IP and CA in accordance G.S. 130A-335(a2), (a3), (a5) and (a6).

Owner: DREB Homes

Owner's representative: KFB

Date: 6. 23

CONSTRUCTION AUTHORIZATION FOR G.S. 130A-335(a2)/SL2022-11

PIN/Lot Identifier: N/A

Issued To: DRB Homes

Property Location: Honeycutt Hills Subdivision, Lot 44

AOWE/PE Plans/Evaluations Provided: Yes  No  If yes, name and license number of AOWE/PE: Jason Hall, AOWE #10004E

Facility Type: 4-Bedroom, Single Family

New  Expansion  Repair  System Relocation

Basement?  Yes  No Basement Fixtures?  Yes  No

Type of Wastewater System\*\* Gravity to D-Box, ILLG (Initial) Gravity to D-Box, ILLG (Repair)

Design Daily Flow: 480 GPD Wastewater Strength:  domestic  high strength  industrial process

Session Law 2014-120 Section 53, Engineering Design Utilizing Low-flow Fixtures and Low-flow Technologies?  Yes  No

**Installation Requirements/Conditions**

Septic Tank Size: 1000 gallons Total Trench/Bed Length: 320 feet Trench/Bed Spacing: 9 feet on center

Drainfield square footage: 960 Trench/Bed Width: 36 inches LTAR 0.4 gpd/ft<sup>2</sup>

Soil Cover: 0 inches of additional cover Slope Adjusted Maximum Trench/Bed Depth: 25 inches

Aggregate Depth:      inches above pipe      inches below pipe      inches total

Pump Tank Size (if applicable):      gallons Requires more than 1 pump?  Yes  No

Pump Requirements:      ft. TDH vs.      GPM Grease Trap Size (if applicable):      gallons

Distribution Method:  Serial  D-Box or Parallel  Pressure Manifold(s)  LPP  Other:     

Artificial Drainage Required: Yes  No  If yes, please specify details:     

**Legal Agreements** (If the answer is "Yes" to any type of legal agreements, please attach a copy of the agreement.)

Multi-party Agreement Required [.1937(h)]: Yes  No

Easement, Right-of-Way, or Encroachment Agreement Required [.1938(j)]:  Yes  No

Declaration of Restrictive Covenants:  Yes  No

**\*\*If applicable:**  
*I understand the system type specified is different from the type specified on the application. I accept the specifications of this permit.*

Owner/Legal Representative Print Name: Kerry Buckner

Owner/Legal Representative Signature: KJB Date: 6.3.23

Pre-Construction Conference Required: Yes  No

Conditions:     

The construction and installation requirements of Rules .1950, .1952, .1954, .1955, .1956, .1957, .1958, and .1959 are incorporated by reference into this permit and shall be met. Systems shall be installed in accordance with the attached system layout.

AOWE/PE Print Name: Jason Hall

AOWE/PE Signature: Jason Hall Date: 05/30/2023

This AOWE/PE submittal is pursuant to and meets the requirements of G.S. 130A-335(a2) and (a5).

\*See attached site sketch\*



***This Section for Local Health Department Use Only***

Initial submittal received: \_\_\_\_\_ by \_\_\_\_\_  
Date Initials

Permit Number: \_\_\_\_\_

G.S. 130A-335(a6) states the following: *'If a local health department fails to act on an application for a construction authorization submitted pursuant to subsection (a5) of the section within 10 business days of receipt of a complete application, the local health department shall issue the construction authorization.'*

In accordance with G.S. 130A-335(a5) the construction authorization application is:

Incomplete (If box is checked, information in this section is required.)

The following items are missing: \_\_\_\_\_  
\_\_\_\_\_

Copies of this were sent to the AOWE/PE and the Owner on \_\_\_\_\_  
Date

State Authorized Agent: \_\_\_\_\_ Date: \_\_\_\_\_

Denied (See attached report.)

Copies of this were sent to the AOWE/PE and the Owner on \_\_\_\_\_  
Date

State Authorized Agent: \_\_\_\_\_ Date: \_\_\_\_\_

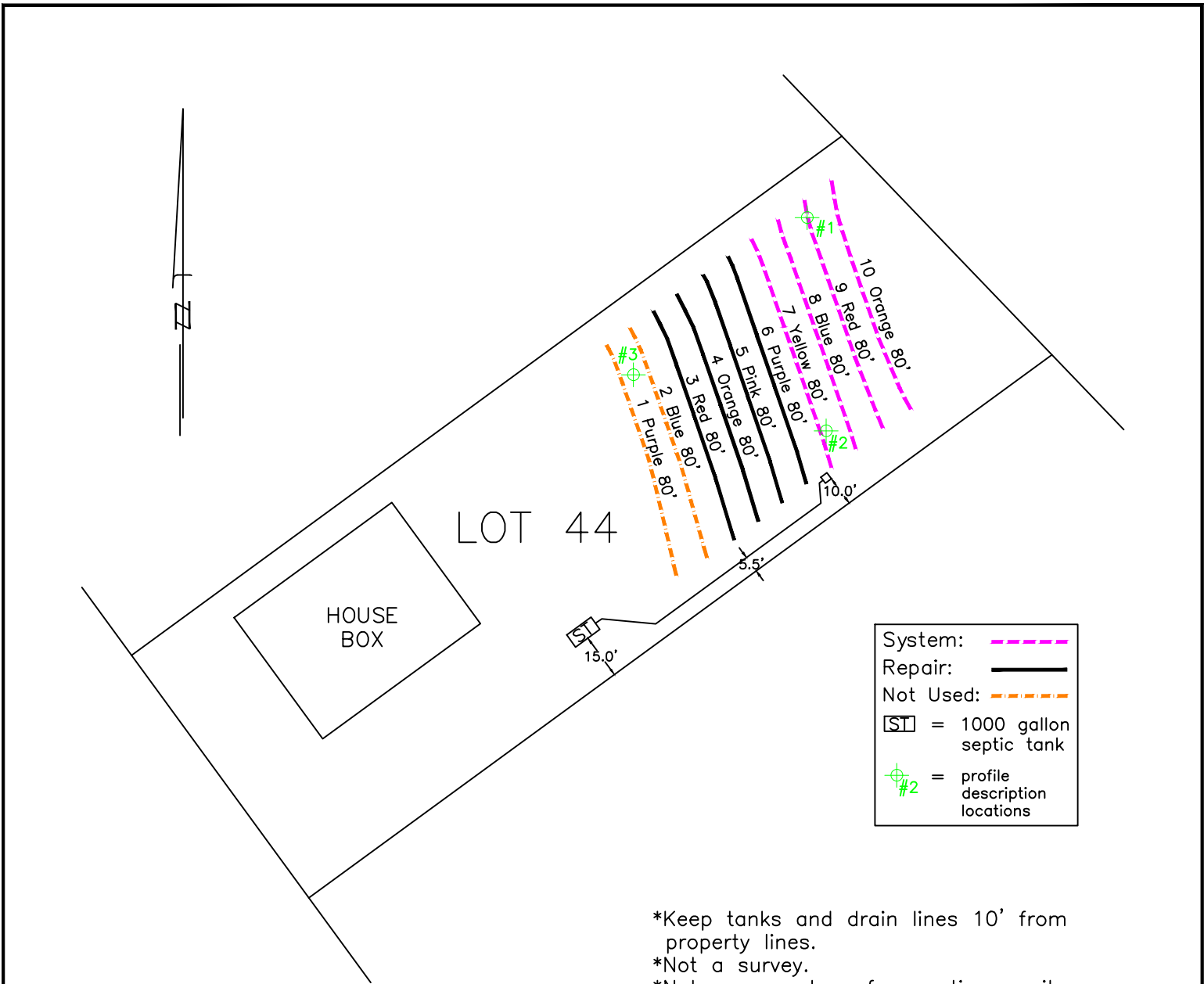
Complete

State Authorized Agent: \_\_\_\_\_ Date of Issuance: \_\_\_\_\_

**This Construction Authorization is issued pursuant to G.S. 130A-335(a2), (a5), and (a6) using the signed and sealed plans or evaluations attached here. This Construction Authorization is subject to revocation if the site plan, plat, or the intended use changes, or if information submitted in the application was falsified, inaccurate or misleading. The Construction Authorization shall not be affected by a change in ownership of the site. This Construction Authorization is subject to compliance with the provisions of the Laws and Rules for Sewage Treatment and Disposal and to the conditions of this permit. The location and identification of all property lines, easements, water lines, and other appropriate utilities shall be the responsibility of the owner. Final landscaping shall be constructed to divert water and establish vegetative cover.**

**The Department, the Department's authorized agents, and the local health departments shall be discharged and released from any liabilities, duties, and responsibilities imposed by statute or in common law from any claim arising out of or attributed to plans, evaluations, preconstruction conference findings, submittals, or actions from a person licensed pursuant to Chapter 89C of the General Statutes as a licensed engineer or a person certified pursuant to Article 5 of Chapter 90A of the General Statutes as an Authorized On-Site Wastewater Evaluator in GS 130A-335(a2), (a5), and (a7). The Department, the Department's authorized agents, and the local health departments shall be responsible and bear liability for their actions and evaluations and other obligations under State law or rule, including the issuance of the operations permit pursuant to GS 130A-337.**

Construction Authorization Expiration Date: \_\_\_\_\_



System: Repair: Not Used:

= 1000 gallon septic tank

= profile description locations

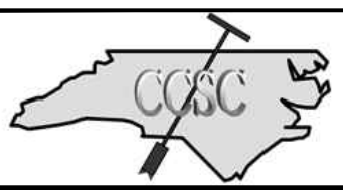
- \*Keep tanks and drain lines 10' from property lines.
- \*Not a survey.
- \*Not a guarantee of a septic permit.
- \*Keep supply lines >5' from property lines.
- \*Some lines are flagged longer in the field than lengths indicate.
- \*No grading septic area.
- \*No adding soil within septic area
- \*No rutting-up septic area
- \*No cuts of >2' within 15' of septic areas

System: Gravity to D-Box  
 Lines: 7-10, (320')  
 Accepted Status System  
 0.4 Soil LTAR  
 25" Trench Bottom

---

Repair: Gravity to D-Box  
 Lines: 3-6, (320')  
 Accepted Status System  
 0.4 Soil LTAR  
 25" Trench Bottom

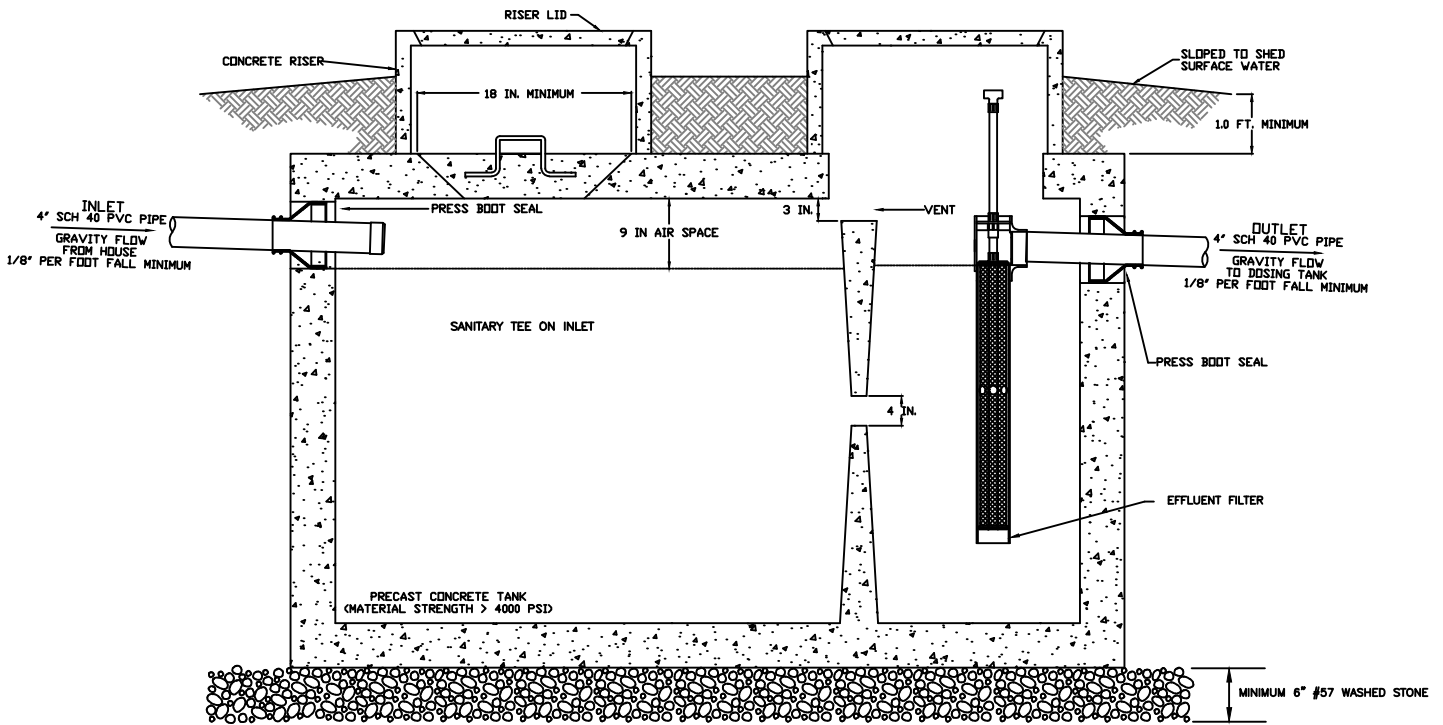
GRAPHIC SCALE  
 1" = 50'



Central Carolina Soil Consulting, PLLC  
 1900 South Main Street, Suite 110  
 Wake Forest, North Carolina 27587  
 Phone (919)569-6704 Fax (919)569-6703

4-Bedroom Septic Layout  
 Lot 44, Honeycutt Hills Subdivision  
 Harnett County, North Carolina

Job#: 3806
Drawn By: JR
Date: 05/30/2023
Revision:



1000 GAL SEPTIC TANK SCHEMATIC  
NOT TO SCALE

NOTES

1. ALL TANKS SHALL BE LEAK TESTED SUCH THAT EXFILTRATION OCCURS AT A RATE WHICH DOES NOT EXCEED TEN GALLONS PER TWENTY-FOUR HOURS PER 1,000 GALLONS OF TANK CAPACITY
2. ALL TANKS SHALL REST ON A BED OF #57 WASHED GRAVEL. THE MINIMUM THICKNESS OF THE GRAVEL BED IS 6 INCHES.
3. ALL TANKS MUST BE APPROVED FOR USE BY THE NORTH CAROLINA DEPARTMENT OF ENVIRONMENTAL HEALTH (DEH).
4. INVERTS SHOWN ARE APPROXIMATE. THE INSTALLER SHALL FIELD CONFIRM PRIOR TO CONSTRUCTION.
5. ALL HARDWARE INSTALLED INSIDE OF TANKS SHALL BE OF STAINLESS STEEL.
6. TANK DIMENSIONS VARY BY MANUFACTURER.
7. DRAWDOWN WILL VARY WITH TANK DIMENSIONS.
8. NO ELECTRICAL SPLICES SHALL BE MADE INSIDE THE PUMP TANK.



Central Carolina Soil Consulting, PLLC  
1900 South Main Street, Suite 110  
Wake Forest, North Carolina 27587  
Phone (919)569-6704 Fax (919)569-6703

Septic Tank Details  
Honeycutt Hills S/D, Lot 44  
Harnett County, North Carolina

Job#: 3806  
Drawn By: JR  
Date: 05/30/2023

**PL-68 Filter and Tee**

PL-68 is much more than just an effluent filter. The housing can also be used as an inlet baffle (tee) or an outlet baffle. The housing is designed to accept Polylok’s snap in gas deflector to deflect gas bubbles away from the tee and to keep the solids in the tank.

**Features:**

- Offers 68 linear feet of 1/16” filter slots, which significantly extends time between cleaning.
- Accepts 3/4” PVC handle.
- Locks in any 360° position when used with PL-68 Tee.
- PL-68 Housing can be used as an inlet or outlet tee.
- Gasket prevents bypass.

**PL-68 Installation:**

Ideal for residential waste flows up to 800 gallons per day (GPD). Easily installs in any new or existing 4” outlet tee.

1. Locate the outlet of the septic tank.
2. Remove the tank cover and pump tank if necessary.
3. Glue the filter housing to the outlet pipe, or use a Polylok Extend & Lok if not enough pipe exists.
4. Insert the PL-68 filter into tee.
5. Replace and secure the septic tank cover.

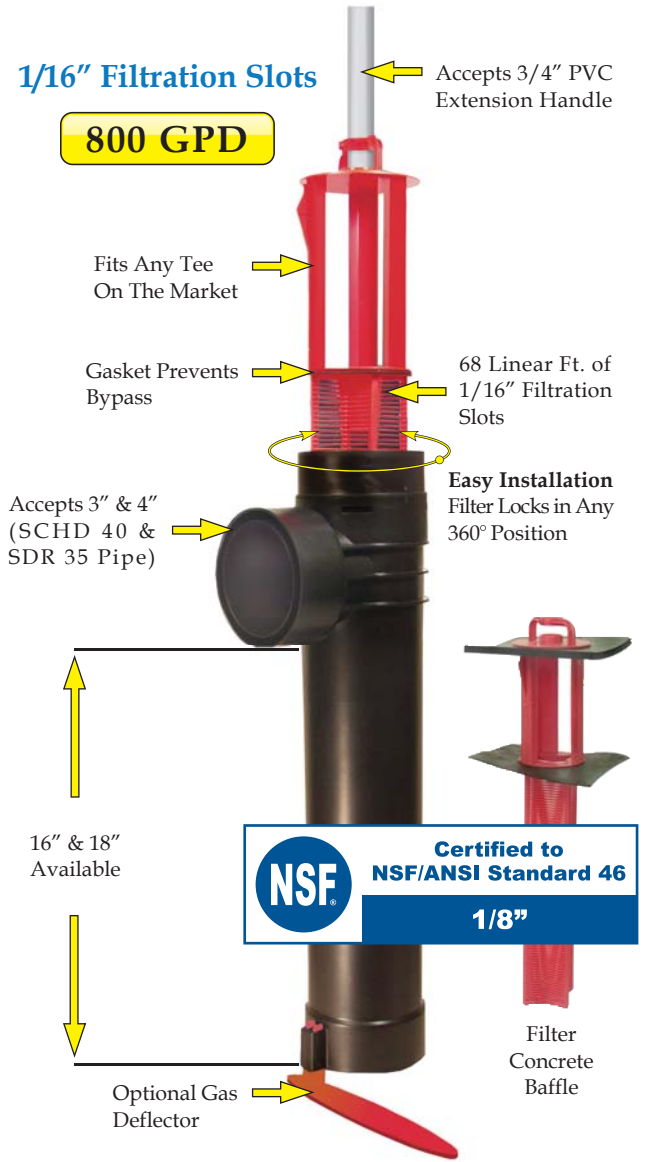
**PL-68 Maintenance:**

The PL-68 Effluent Filter will operate efficiently for several years under normal conditions before requiring cleaning. It is recommended that the filter be cleaned every time the tank is pumped, or at least every three years.

1. Do not use plumbing when filter is removed.
2. Pull PL-68 out of the tee.
3. Hose off filter over the septic tank. Make sure all solids fall back into septic tank.
4. Insert filter back into tee/housing.

**Related Products:**

PL-68 Filter Concrete Baffle  
 Extend & Lok™



**Extend & Lok™**  
 Easily installs into existing tanks.



Spacer Bushing  
 4” SCHD 40 to SDR 35



Spacer Bushing  
 4” SCHD 40 to 110mm Pipe



2” Extender