

Date: 09/25/2023

To: Rob Musso
Superior Walls of North Carolina

3570 S. Main Street
Salisbury, North Carolina
28147
rmusso@superiorwallsnc.com
919.691.3354

Re: Superior Wall Foundation Review
Location: 558 Loop Rd
Bunnlevel, NC 28323
JDS Project No.: 23902106
Date of Review: 09/25/2023
Plan Revision: 4
Plan Date Modified: 09/21/2023

JDS Consulting, PLLC. has reviewed the aforementioned Superior Wall layout and the plans provided by the builder/architect.

Based on our review the wall locations and dimensions provided on the Superior Wall Layout are correct and shall provide adequate support for the structure above. Concrete footing pad and concrete stud locations and sizes (if needed) have also been observed and are in place at the correct locations. Crushed stone footings below all wall panels to be a minimum of 24" wide unless noted otherwise. All review and calculations are based on a standard soil bearing capacity of 2000psf.

JDS Consulting, PLLC has reviewed and analyzed only the portions of the structure specifically referred to above. In no event are we to be deemed liable for any deficiencies in the remainder of the structure. Furthermore, we shall not be responsible for structural deficiencies in the superior wall system resulting from defects caused during manufacturing, delivery, placement, or on-site modifications.

If you have any questions or if I can be of further assistance to you on this project, please contact me at 984.204.3723.

Respectfully Submitted,
Nickolas Scudder
JDS Consulting



Reviewing Engineer

Attachments: Superior Wall Layouts

SHOP DRAWING GENERAL INFORMATION PAGE

CODES & STANDARDS

Building Code: 2012/2015/2018/2019 IRC, 2012 IBC, 2018 NCRC
 ESR Report number: ESR-1662 August 2018
 3rd Party Inspection Agency: PFS Corporation, Madison WI
 Quality Assurance Manual: Superior Walls of America 2005 Edition
 Site Preparation Guide: Superior Walls Builder Guideline Booklet Rev. June 2022
 Fire Test Standards: ASTM E119 ANSI/UL 1715

WALL MATERIALS

Concrete Compressive Strength: Min. 5,000 PSI
 water/cement Ratio: <0.40
 Reinforcing Steel: No. 4 and larger - 60,000 PSI
 No. 3 and smaller - 40,000 PSI
 Secondary Reinforcement: Polypropylene Fiber
 Embedded Wood Blocking: Preservatively Pressure Treated
 EPS Foam Insulation: Flame Spread: 20
 Smoke Development: 240
 XPS Foam Insulation: Flame Spread: 5
 Smoke Development: 165

SITE/WALL CONDITIONS

Frost Depth: Min. 12 inches
 assumed Soil Bearing Capacity: 2,000 PSF
 Seismic Category: A, B, C
 Basic Wind Speed: 155 maximum PSF
 Wall Loading: 7,500 Pounds/LF (uniform) Maximum
 Brickledge Loading: 2,900 Pounds/LF Maximum
 Crushed Stone Footing Depth: Min. 6 Inches thick or more (see table in Builder Guideline Booklet Table R403.4)
 Crushed Stone Footing Width: See Crushed Stone Footing Chart in Builder Guideline Booklet
 Crushed Stone Size: 3/8 Inch and smaller (cleaned)
 Backfill Material: 100 LB/CF Equivalent Fluid Pressure Max (see Builder Guideline booklet for more information)
 Beam Pocket(s) & Point Load(s): 38,000 Pound Maximum - Data supplied by Customer/Builder (see plan for location and sizes)
 Crushed Stone Footing Width: 24 inches U.N.O.

GENERAL NOTES

- Jobsite shall be prepared by the builder in accordance with the Superior Walls of America builder Guideline Booklet - Site Preparation and Framing Attachment Requirements (Rev. January 2016).
- Auxiliary drain pipe must be four (4) inch diameter perforated, covered with filter fabric and directed to a sump pit or daylight.
- Builder shall establish the elevation benchmark (if necessary)
- Builder shall insure proper site access for trucks and crane.

INSTALLATION NOTES

- Installation shall be supervised by a Superior Walls certified installer. Certification is obtained through Superior Walls of America, Ltd.
- Installation shall comply with Superior Walls of America's Installation Manual (Rev. July 2011).

DRAWING NOTES

- All measurements for brick, stone, or support ledges are from Top Of Wall (TOW).
- Drawings are not to scale.

DAMP PROOFING

Superior Walls are recognized by the ICC-ES as an alternative method of providing foundation wall damp proofing. No additional damp proofing is required. (See ESR-1662 & ICC-ES Legacy Report 21-72)

PLEASE NOTE

To comply with building code requirements, the framing/decking connections at the top of the Superior Walls and floor slab at the bottom of the Superior Wall MUST be completed PRIOR to backfilling.

CUSTOMER RELEASE

The attached drawing was created from information and dimensions provided by the customer/builder. Superior Walls of North Carolina, Inc. is not responsible for deviations from the Blue Print or information provided by the customer/builder.

I have reviewed the attached drawing & all of the dimensions and objects therein; I understand the Superior Walls will be custom manufactured per this drawing specifically for my project. By signing below I am certifying that I have reviewed the attached drawing and all of its listed dimensions and I accept FULL RESPONSIBILITY of any and all measurements and information provided by me/my associates/my company.

CUSTOMER MUST SIGN & DATE BELOW

Customer/Builder Signature & Date

PROJECT:

Job Number: 223-19293
 Job Name: 223-19293
 Job Address: ----
 Lot #: ----

BUILDER:

Company: J&W Custom Builders

Contact:

Phone/Email: ----

MUNICIPALITY:

Harnett County
 LILLINGTON, NC



3570 S. Main Street
 Salisbury, NC 28147
 Phone: 704-636-6200
 Toll-Free: 877-896-9255
 www.superiorwallsnc.com

DRAWING DATA:

Job Number: 223-19293
 Sales Rep: R.MUSSO

Drawn By: JG

Date Created: Jun. 23, 2023
 Date Modified: Sep. 21, 2023
 Revision: 4

Pages: 5



P-0961



543 PYLON DRIVE, RALEIGH, NC 27606-919 480.1075
 INFO@JDSCONSULTING.NET | WWW.JDSCONSULTING.NET

DATE: 09/25/2023 JDS PROJECT NO.: 23902106

Superior Walls® FOUNDATION DRAWING

4' WALLS - TOTAL LENGTH: 72'
 6' WALLS - TOTAL LENGTH: 4'
 10' WALLS - TOTAL LENGTH: 132'

1/2" DIA. x 6" BOLTS FOR SILL PLATE

2 1/2" INSULATION



P-0961



DATE: 09/25/2023 JDS PROJECT NO.: 23902106

Superior Walls
 of North Carolina
 3570 S. Main Street
 Salisbury, NC 28147
 Phone: 704-636-6200
 Toll-Free: 877-896-9255

#	DESCRIPTION
1	BRICK LEDGE TOTALING 21'-11 1/2"
11	SLAB CONNECTOR
13	L.F. OF STAIRWELL HEADER
60	L.F. OF SHOE BLOCK TOP (12" H x 5" D)

ID	#	OBJECT	DESCRIPTION	WIDTH	HEIGHT	FROM TOP OF WALL	FROM BOT OF WALL	MAX HDR CAPACITY
A	1	DOOR	STYLE 1	38"	90"	26"	4"	5500 PLF
B	1	WINDOW	STYLE 2	36"	54"	32"	34"	5500 PLF
C	1	CUTOUT	SUPPORT CUT	108"	16"			
D	1	CUTOUT	SUPPORT CUT	41"	16"			

PLEASE NOTE:
 Adjustments made after sign-offs may incur an additional \$200 service charge

OWNER/BUILDER NOTIFICATION:
 BY SIGNING THESE DRAWINGS YOU ARE ACKNOWLEDGING THAT THE WALLS WILL BE BUILT TO THE DIMENSIONS INDICATED ON THESE PLANS, AND THAT YOU ARE ASSUMING ANY AND ALL LIABILITY THAT MAY RESULT FROM THE WALLS BEING MANUFACTURED AS SHOWN

BUILDER CHECK LIST:
 -RO's/DIMS/WALL HEIGHT CORRECT?
 -OBJECT OPENINGS CORRECT?
 -WOOD BUTTS IND./REQ'D?
 -SUPPORT/BRICK LEDGES CORRECT?
 -EXTRA SUPPORT IND. FOR PT. LOAD?

SIGNATURE: _____
 DATE: _____

THESE DRAWINGS ARE APPROVED FOR FINAL PRODUCTION AS ILLUSTRATED AND NOT SUBJECT TO CHANGE.

CUSTOMER SIGNATURE: _____ DATE: _____

REV.	DATE	BY
1	06-23-23	JG
2	07-13-23	BS
3	07-31-23	JG
P	08-11-23	BS
4	09-21-23	JG

PROJECT: Pierce Basement
 BUILDER: J&W Custom Builders

STATUS: ISSUED FOR APPROVAL

SALESMAN: R.Musso

FILENAME: 223-19293

SHEET TITLE: SUMMARY

SHEET NO. 2 of 5

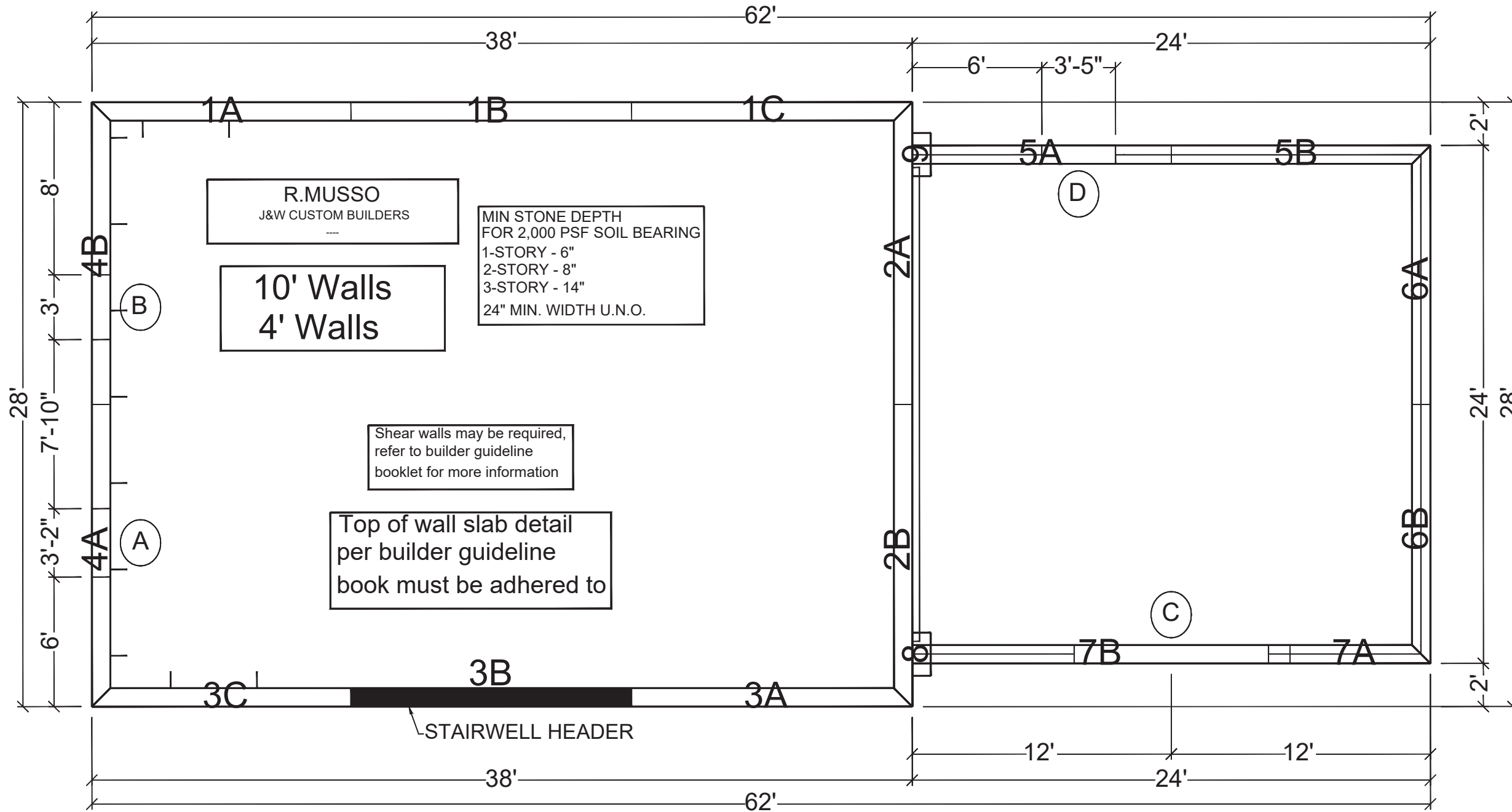


3570 S. Main Street
Salisbury, NC 28147
Phone: 704-636-6200
Toll-Free: 877-896-9255

P-0961



DATE: 09/25/2023 JDS PROJECT NO.: 23902106



REV.	DATE	BY
1	06-23-23	JG
2	07-13-23	BS
3	07-31-23	JG
P	08-11-23	BS
4	09-21-23	JG

Pierce Basement
J&W Custom Builders

PROJECT:

BUILDER:

STATUS: ISSUED FOR APPROVAL


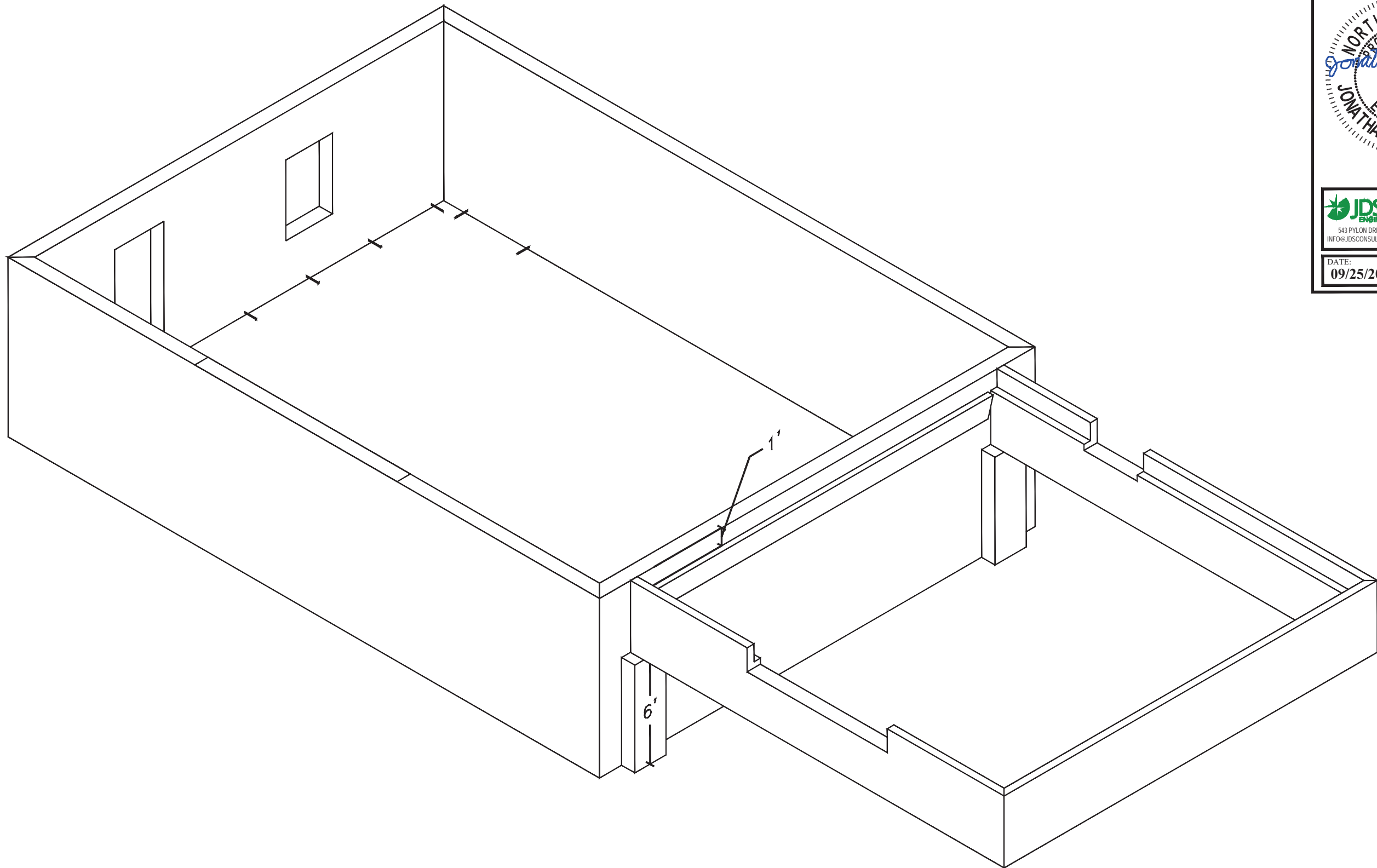
SALESMAN: R. Musso

FILENAME: 223-19293

SHEET TITLE:
PLAN W/O DIMS

SHEET NO. 3 of 5

CUSTOMER SIGNATURE: _____ DATE: _____



P-0961



DATE: 09/25/2023 JDS PROJECT NO.: 23902106

Superior Walls
of North Carolina
3570 S. Main Street
Salisbury, NC 28147
Phone: 704-636-6200
Toll-Free: 877-896-9255

REV.	DATE	BY
1	06-23-23	JG
2	07-13-23	BS
3	07-31-23	JG
P	08-11-23	BS
4	09-21-23	JG

PROJECT:
Pierce Basement
BUILDER:
J&W Custom Builders

STATUS: ISSUED FOR APPROVAL

SALESMAN: R.Musso

FILENAME: 223-19293

SHEET TITLE:
ISOMETRIC 1

SHEET NO. 4 of 5

CUSTOMER SIGNATURE: _____ DATE: _____



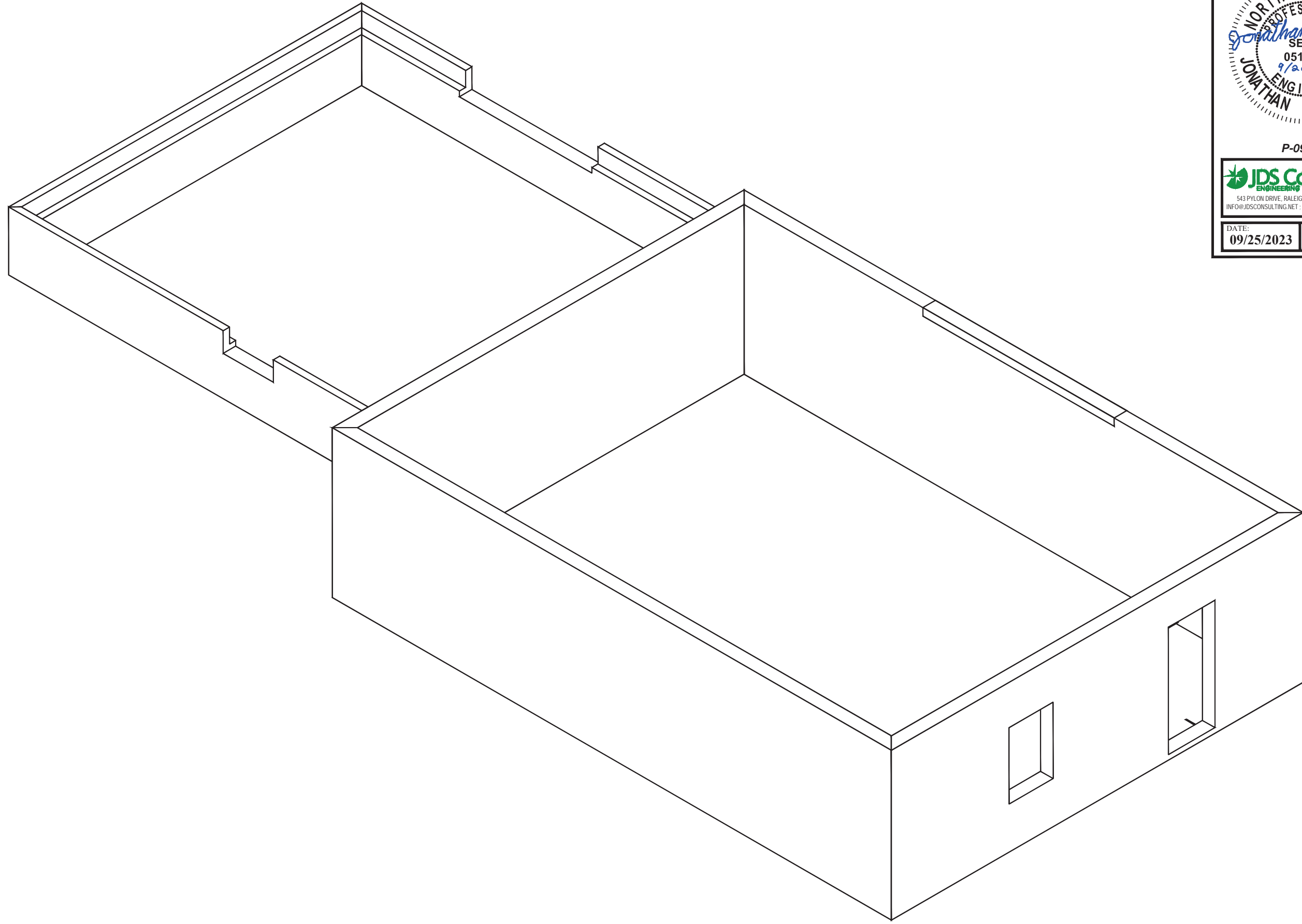
3570 S. Main Street
Salisbury, NC 28147
Phone: 704-636-6200
Toll-Free: 877-896-9255

P-0961



543 PYLON DRIVE, RALEIGH, NC 27606 919 480 1075
INFO@JDSCONSULTING.NET · WWW.JDSCONSULTING.NET

DATE:	JDS PROJECT NO.:
09/25/2023	23902106



REV.	DATE	BY
1	06-23-23	JG
2	07-13-23	BS
3	07-31-23	JG
P	08-11-23	BS
4	09-21-23	JG

PROJECT:
Pierce Basement
BUILDER:
J&W Custom Builders

STATUS: ISSUED FOR APPROVAL

SALESMAN: R.Musso

FILENAME: 223-19293

SHEET TITLE:
ISOMETRIC 2

SHEET NO. 5 of 5

CUSTOMER SIGNATURE: _____ DATE: _____