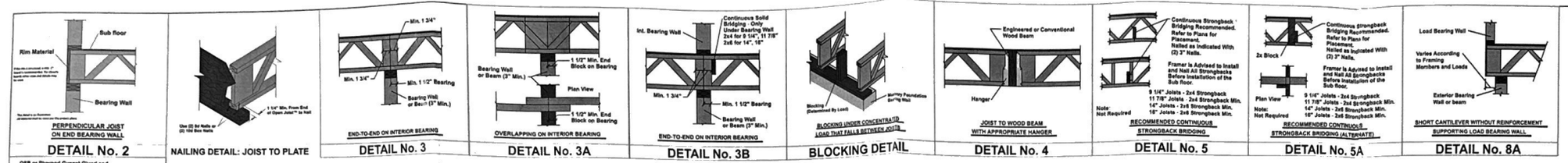

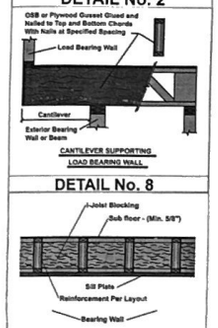

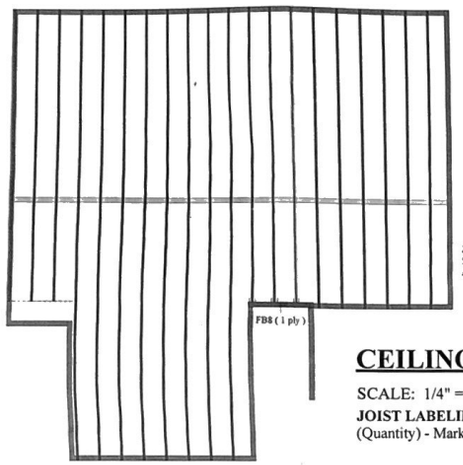

2X MEMBERS NOT INCLUDED SHOWN FOR LOADING DIRECTION AND BEAM LOCATION ONLY.

CEILING FRAMING

SCALE: 1/4" = 1'

JOIST LABELING SCHEME

(Quantity) - Mark x Length @ O.C. Spacing

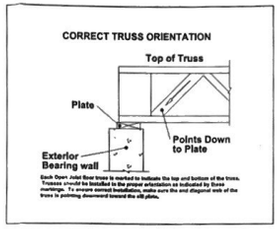

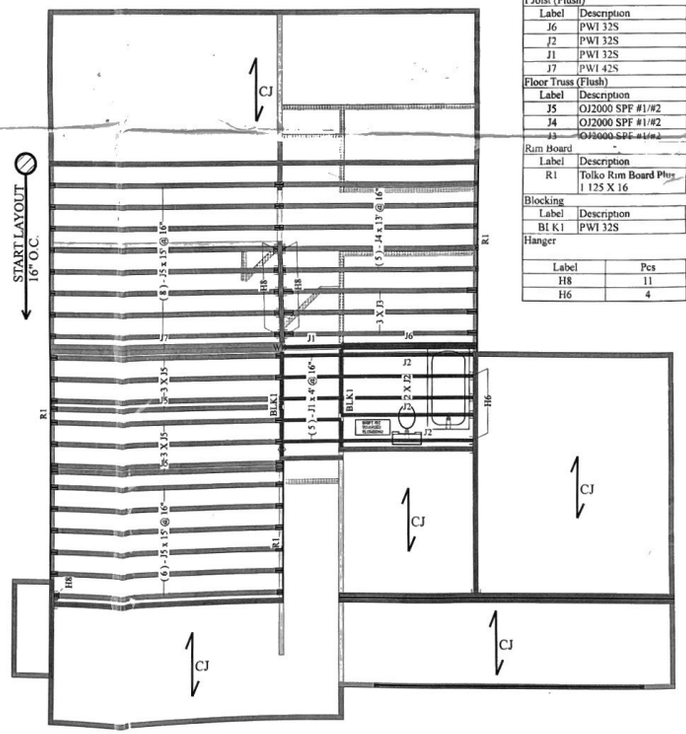

2ND FLOOR FRAMING

SCALE: 1/4" = 1'

JOIST LABELING SCHEME

(Quantity) - Mark x Length @ O.C. Spacing

2nd Flr

I Joist (Flush)

Label	Description	Width	Depth	Qty	Plies	Pcs	Length
J6	PWI 32S	2.5	16	1	2	2	10-0-0
J2	PWI 32S	2.5	16			5	10-0-0
J1	PWI 32S	2.5	16			6	4-0-0
J7	PWI 42S	3.5	16	1	2	2	16-0-0

Floor Truss (Flush)

Label	Description	Width	Depth	Qty	Plies	Pcs	Length
J5	OJ2000 SPF #1/#2	3.5	16			22	15-0-0
J4	OJ2000 SPF #1/#2	3.5	16			5	13-0-0
J3	OJ3000 SPF #1/#2	3.5	16			3	12-0-0

Rim Board

Label	Description	Width	Depth	Qty	Plies	Pcs	Length
R1	Tolko Rim Board Plus 1.125 X 16	1.125	16			4	12-0-0

Blocking

Label	Description	Width	Depth	Qty	Plies	Pcs	Length
Bl K1	PWI 32S	2.5	16	LinFt		Varies	10-0-0

Hanger

Label	Pcs	Description	Beam/Girder fasteners
H8	11	IUS1.56/16 (Min)	14 10d
H6	4	IUS2.56/16 (Min)	14 10d

REFER TO THE OPEN JOIST INSTALLATION GUIDE FOR ADDITIONAL INFORMATION AND DETAILS.

U.S. LUMBER

2160 Satellite Blvd., Suite 450
Duluth, GA 30097
888-613-5078

OPEN JOIST

J.E. Womble & Sons, Inc.

If we don't have it, you don't need it.

Dealer	JE Womble Sons Inc
Dealer Address	306 North 10 Street Lillington, NC 27546 910-893-4347
Project	49639
Created	August 29, 2023
Layout Name	202308-49639
Description	The Morgan
Designer	Phillip Thomaston
Revised	August 29, 2023

2nd Flr

Design Method	ASD (USA)
Building Code	IRC 2018
Floor	
Loads	
Live	40
Dead	10
Deflection Joist	
LL Span L/	480
TL Span L/	240
Deflection Flush Girder	
LL Span L/	360
TL Span L/	240
Deflection Dropped Girder	
LL Span L/	360
TL Span L/	240
Deflection Header	
LL Span L/	360
TL Span L/	240
Decking	
Decking	OSB 23/32 APA Rated Sturd-I-Floor
Fastener	Nailed & Glued

Legend

WS	Web Stiffener
-WS	In Hanger Label Denotes Web Stiffener
PS	Point Load Support
◇	Load From Above
	Exterior Bearing Wall
	Interior Bearing Wall
	Non-Bearing Wall
	LP OSB/LSL Rim (Color Varies)
	LPI 18/20 I Joist
	LPI 32 I Joist
	LPI 42/56 I Joist
	Triforce/Open Joist (Color Varies)
	Bailey ProJoist TE Truss
	Dropped Beam (Color Varies By Product)
	Flush Beam (Color Varies By Product)
	Field Framed Pony Wall
■	Column

CSD | DRAW DESIGN BUILD | isPlan

Version 23.40.705 Powered by iBeam™ Dataset: 2307250513733 This placement plan is to be used as an installation guide only. It is meant to be used in conjunction with the manufacturers installation guide, the architectural and structural drawings, and not to replace them.