

APPENDIX G

DESIGN PROFESSIONAL INSPECTION FORM

RECORD OF THE INSPECTION OF A **COMPONENT OR ELEMENT** BY A NC LICENSED ARCHITECT OR ENGINEER

Project Information:

Residential Single-Family Project: <input checked="" type="radio"/> Y <input type="radio"/> N	Commercial Project: <input type="radio"/> Y <input type="radio"/> N
Code Enforcement Project No:	Permit No: SFD2306-0020
Project Name: McKay Place 14	Owner: DR Horton
Project Address: 121 Black Creek Dr.	Suite No:
Date Inspected: 7-21-23	Contractor Name: Professional Concrete
Component Inspected: Monoslab	

Responsible Licensed NC Architect or NC Engineer

Name:	Bryant Mueller
Firm Name:	TM Engineering, Inc.
Phone Numbers:	Office: 919-468-2545 Mobile:
Email Address:	Bryantm@tmengineering.org
Mailing Address:	103 Hiawatha Ct. Cary NC 27513

APPLICABLE CODE:

2018 NCRC sections R403.1.1, R403.1.4, & R403.1.5

2018 NCBC = 2018 NC Building Code; 2018 NCRC = 2018 NC Residential Code

Describe Element/Component/Type of Inspection: *

Third party inspection of layout and dimensions per town approved onsite plans per applicable 2018

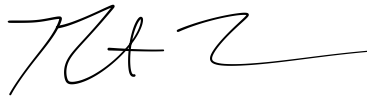
NCRC. Please see attached letter for site specific details and primary language regarding project.

Porch and deck included.


*(subgrade form/letter may also be required)

Attestation/Signature:

By signing below, I certify that the component and/or element of the building as identified on this form has been inspected by me or someone under my direct supervision per G.S. 160D-11-6 and is in compliance with the Code or other proposal of the architect or engineer for the project. This inspection is in compliance with all of the requirements of the above referenced code. Attach any additional documents if needed.



Licensed Architect or Engineer




Inspection Department disclaimer:

Upon the receipt of a signed written document as required under subsection (a) of G.S. 160D-11-1, Code Enforcement shall be discharged and released from any liabilities, duties and responsibilities imposed by this article or in common law from any claim arising out of or attributed to the component or element in the construction of the building for which the signed written document was submitted. Be aware that this inspection will be noted in all inspection records including the Certificate of Occupancy or Certificate of Compliance. This inspection does not address any local ordinances or zoning requirements.



Report of Foundation Bearing Conditions

Project: McKay Place 14
Location: Lillington
Client: DR Horton
Date: July 21, 2023



TM Engineering, Inc. has inspected foundation bearing conditions for the above referenced construction. Our evaluation consisted of visually evaluating the exposed subgrades and by probing with a 1/2 inch steel rod. Dynamic cone penetrometer techniques were used to correlate surface soil conditions to bearing capacity. Foundations were excavated up to 1.50 ft below site grade. Results indicate the exposed soils to have penetration resistance which will provide the specified minimum 2,000 PSF of bearing capacity. It should be noted that minor cracking commonly occurs in construction for various reasons including but not limited to, temperature fluctuations relative to expansion and contraction of materials, concrete shrinkage, changes in moisture content, improper construction, and normal settlement. No warranty is implied for such items by this letter. Additionally, exposure of the soil subgrades to inclement weather may compromise conditions requiring repairs and reinspection.

TME Notes included:

- 3rd party inspection of layout and dimensions noted to be consistent with onsite plans
- Design Professional Inspection form attached referencing 2018 NCRC sections R403.1.1, R403.1.4, & R403.1.5
- Porch/deck included
- Vapor barrier and insulation present

Sincerely,

JVB

TM Engineering, Inc.(C3201)

