DN01 **DO NOT** cut, notch or drill flanges

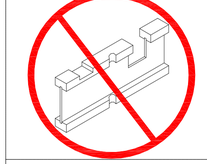

DN04 **DO NOT** cut holes near bearing support

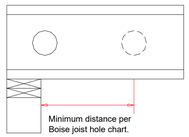

F05 23/32" min. plywood/OSB or rimboard closure.

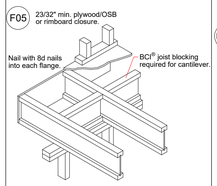

F05-A

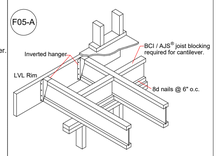

F06 Load bearing wall above (stacked over wall below)

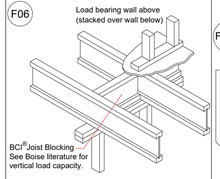

F16-C Web stiffeners are not required when top flange is laterally supported by joist hanger.

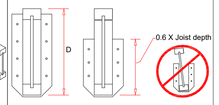

F07 See Boise literature for vertical load capacity.

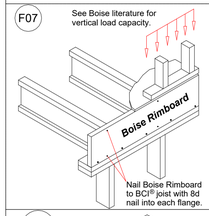

OJ-A

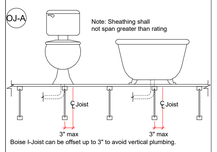

F08

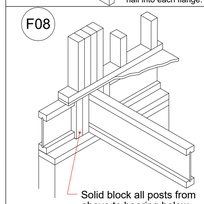

F08-A

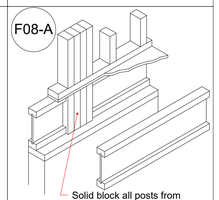

F09 Load bearing wall above (stacked over wall below)

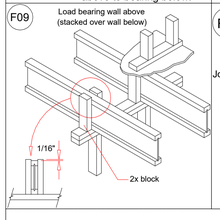

F10

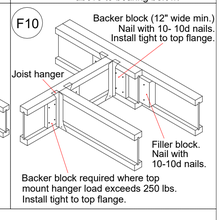

F16-E

Stiffeners are required on both sides of the web when :

- Hangers with side nailing.
- Any hanger with sides not containing the top flange of the joist.
- Web stiffener nailed with 3 - 3" (10d) nails for 9 1/2" and 11 7/8" joists, and 5 - 3" (10d) nails for 14" & 16" joists.

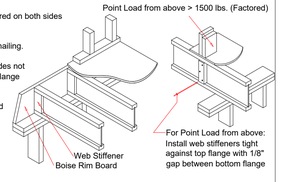

F58-B Double BCI®Joist Connection

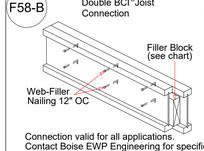

Backer and Filler Block Dimensions		
BCI®Joist Series	Backer Block Thickness	Filler Block Thickness
5000s 1.8	3/4" or 7/8" wood panels	Two 3/4" wood panels or 2 x __
6000s 1.8	1-1/8" or two 1/2" wood panels	2 x __ + 5/8" or 3/4" wood panel
6500s 1.8	1-1/8" or two 1/2" wood panels	2 x __ + 5/8" or 3/4" wood panel
60 2.0	1-1/8" or two 1/2" wood panels	2 x __ + 5/8" or 3/4" wood panel
90 2.0	2 x __ lumber	Double 2 x __ lumber

Connection valid for all applications.
Contact Boise EWP Engineering for specific conditions.

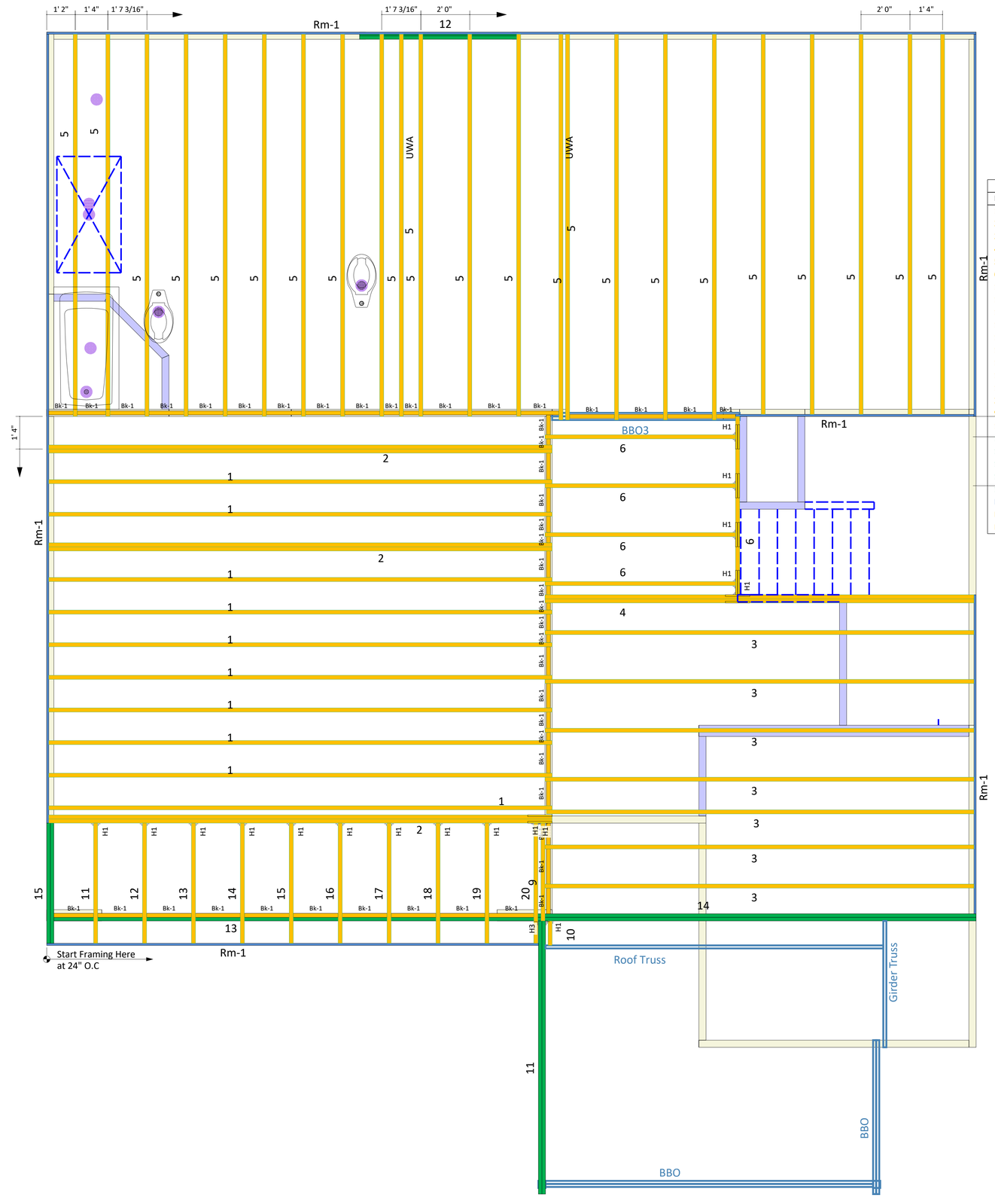

Products					
PlotID	Length	Product	Plies	Net Qty	Fab Type
1	21' 0"	14" BCI® 5000s-1.8	1	10	MFD
2	21' 0"	14" BCI® 5000s-1.8	2	6	MFD
3	18' 0"	14" BCI® 5000s-1.8	1	7	MFD
4	18' 0"	14" BCI® 5000s-1.8	2	2	MFD
5	16' 0"	14" BCI® 5000s-1.8	1	23	MFD
6	8' 0"	14" BCI® 5000s-1.8	1	5	MFD
11	5' 0"	14" BCI® 5000s-1.8	1	1	MFD
12	5' 0"	14" BCI® 5000s-1.8	1	1	MFD
13	5' 0"	14" BCI® 5000s-1.8	1	1	MFD
14	5' 0"	14" BCI® 5000s-1.8	1	1	MFD
15	5' 0"	14" BCI® 5000s-1.8	1	1	MFD
16	5' 0"	14" BCI® 5000s-1.8	1	1	MFD
17	5' 0"	14" BCI® 5000s-1.8	1	1	MFD
18	5' 0"	14" BCI® 5000s-1.8	1	1	MFD
19	5' 0"	14" BCI® 5000s-1.8	1	1	MFD
20	5' 0"	14" BCI® 5000s-1.8	1	1	MFD
9	4' 0"	14" BCI® 5000s-1.8	1	1	FF
10	1' 0"	14" BCI® 5000s-1.8	1	1	MFD
11	12' 0"	1-3/4" x 9-1/4" VERSA-LAM® LVL 2.1E 3100 SP	2	2	FF
12	8' 0"	1-3/4" x 9-1/4" VERSA-LAM® LVL 2.1E 3100 SP	2	2	FF
13	22' 0"	1-3/4" x 11-7/8" VERSA-LAM® LVL 2.1E 3100 SP	2	2	FF
14	18' 0"	1-3/4" x 14" VERSA-LAM® LVL 2.1E 3100 SP	2	2	FF
15	6' 0"	1-3/4" x 14" VERSA-LAM® LVL 2.1E 3100 SP	2	2	FF
Rm-1	12' 0"	1" x 14" BC RIM BOARD OSB	1	11	FF
Bk-1	2' 0"	14" BCI® 5000s-1.8	1	10	FF
Bk-1	2' 0"	14" BCI® 5000s-1.8	1	38	MFD

Connector Summary			
PlotID	Qty	Manuf	Product
H1	17	Simpson	IUS2.06/14
H3	1	Simpson	HUC410

84 LUMBER

Indicates "NO CUT END" === Material to be Trimmed from OTHER END ONLY

*** **ANY** Concealed Flange Hangers **MUST** be Installed **PRIOR** to Setting the Carried Members!! ***

International Residential Code - R502.8.2 Engineered Wood Products - - - Cuts, notches and holes bored in trusses, laminated veneer lumber, glue-laminated members or I-joists are not permitted unless such penetrations are specifically considered in the design of the member or meet the manufacturers guidelines.

All materials, (EWP, hangers etc.) shall be installed per manufacturer specific installation guides.

Squash blocks shall be installed under all point loads, and are to be greater than or equal to the dimensions of the post transferring the load from above.

Builder or framer should review this material placement layout prior to beginning construction of floor system. This layout DOES NOT supercede the plan set.

Dimensions to any obstructions are approximate and should be field verified. Any discrepancies will be reported prior to floor installation.

Plan Information

Lot Number: 93 Birchwood Grove

Model: 2338 C

Builder: KB Homes

Boise BC FRAMER II / SAPPHIRE Structure

Plan Date: 2/28/2020

Structural Date: 2/28/2020

Not To Scale | By: GO

Sheet: 2F | Current Date: Enter Current Date