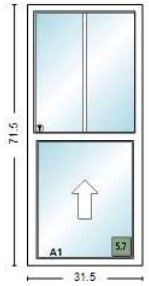


BILL TO:	SHIP TO:
-----------------	-----------------

QUOTE #	QUOTE DATE	LOAD DATE	SHIP DATE	QUOTED BY
7643509	7/19/2023	Load Date Not Set	9/6/2023	Kat Schumacher
JOB NAME		CUSTOMER PO#	BUILDING/LOT #	CONTACT

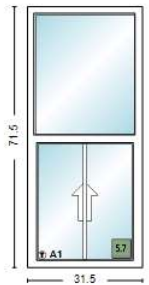
LineItem #	Description
------------	-------------

1-1 *****Glass Only*****
Qty: 1 Unit 1:1500 Brickmould Single Hung
Room Location: Dimensions Traditional (1/2" under Call Size), Call Size 2-8 6-0, Frame Size 31.5 X 71.5, Equal
 study Manufacturer Information Window Location = Standard
Note: Color Exterior = White, Interior = White
 Unit Type Top Only, Brickmould, Non-Drywall Glazed
 Unit Performance H-LC35 (DP +35/-35), No Thermal Requirement, U-Factor = 0.35, SHGC = 0.29, VLT = 0.54, CPD = PWG-M-170-00024-00001, STC Rating = 27
 Glass Unit 1: LE (Low-E), Warm Edge (WE), Metal, Double Glazed, 7/8"
 Unit 1 Lower: Annealed
 Unit 1 Upper: Tempered
 Grilles Unit 1 Top: 3/4" Flat GBG, Colonial, Exterior = White, Interior = White, 2W1H
 Unit 1 Bottom: None
 Hardware Standard (Inverted Block and Tackle)



LineItem #	Description
------------	-------------

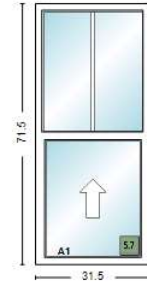
2-1 *****Sash Only*****
Qty: 1 Unit 1:1500 Brickmould Single Hung
Room Location: Dimensions Traditional (1/2" under Call Size), Call Size 2-8 6-0, Frame Size 31.5 X 71.5, Equal, Sash Size
 study Manufacturer Information Window Location = Standard
Note: Color Exterior = White, Interior = White
 Unit Type Bottom Only, Brickmould, Non-Drywall Glazed
 Unit Performance H-LC35 (DP +35/-35), No Thermal Requirement, U-Factor = 0.35, SHGC = 0.29, VLT = 0.54, CPD = PWG-M-170-00024-00001, STC Rating = 27
 Glass Unit 1: LE (Low-E), Warm Edge (WE), Metal, Double Glazed, 7/8"
 Unit 1 Lower: Tempered
 Unit 1 Upper: Annealed
 Grilles Unit 1 Top: None
 Unit 1 Bottom: 3/4" Flat GBG, Colonial, Exterior = White, Interior = White, 2W1H
 Hardware Standard Flush Mount, White, 2 Locks, Standard (Inverted Block and Tackle)



QUOTE #	QUOTE DATE	LOAD DATE	SHIP DATE	QUOTED BY
7643509	7/19/2023	Load Date Not Set	9/6/2023	Kat Schumacher
JOB NAME		CUSTOMER PO#	BUILDING/LOT #	CONTACT

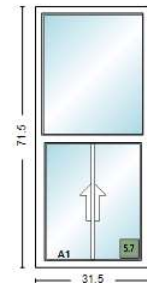
LineItem #	Description
------------	-------------

3-1 *****Glass Only*****
Qty: 6
Room Location: breakfast
Note:
 Unit 1:1500 Brickmould Single Hung
 Dimensions Traditional (1/2" under Call Size), Call Size 2-8 6-0, Frame Size 31.5 X 71.5, Equal
 Manufacturer Information Window Location = Standard
 Color Exterior = White, Interior = White
 Unit Type Top Only, Brickmould, Non-Drywall Glazed
 Unit Performance H-LC35 (DP +35/-35), No Thermal Requirement, U-Factor = 0.35, SHGC = 0.29, VLT = 0.54, CPD = PWG-M-170-00023-00001, STC Rating = 26
 Glass Unit 1: LE (Low-E), Warm Edge (WE), Metal, Double Glazed, 13/16"
 Unit 1 Lower, 1 Upper: Annealed
 Grilles Unit 1 Top: 3/4" Flat GBG, Colonial, Exterior = White, Interior = White, 2W1H
 Unit 1 Bottom: None
 Hardware Standard (Inverted Block and Tackle)



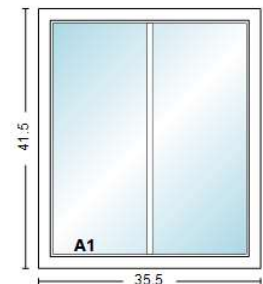
LineItem #	Description
------------	-------------

4-1 *****Sash Only*****
Qty: 6
Room Location: breakfast
Note:
 Unit 1:1500 Brickmould Single Hung
 Dimensions Traditional (1/2" under Call Size), Call Size 2-8 6-0, Frame Size 31.5 X 71.5, Equal, Sash Size
 Manufacturer Information Window Location = Standard
 Color Exterior = White, Interior = White
 Unit Type Bottom Only, Brickmould, Non-Drywall Glazed
 Unit Performance H-LC35 (DP +35/-35), No Thermal Requirement, U-Factor = 0.35, SHGC = 0.29, VLT = 0.54, CPD = PWG-M-170-00023-00001, STC Rating = 26
 Glass Unit 1: LE (Low-E), Warm Edge (WE), Metal, Double Glazed, 13/16"
 Unit 1 Lower, 1 Upper: Annealed
 Grilles Unit 1 Top: None
 Unit 1 Bottom: 3/4" Flat GBG, Colonial, Exterior = White, Interior = White, 2W1H
 Hardware Standard Flush Mount, White, 2 Locks, Standard (Inverted Block and Tackle)



LineItem #	Description
------------	-------------

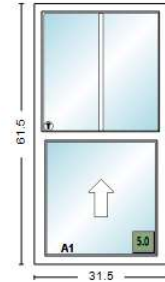
5-1 *****Glass Only*****
Qty: 2
Room Location: family
Note:
 Unit 1:1500 Brickmould Rectangle
 Dimensions Traditional (1/2" under Call Size), Call Size 3-0 3-6, Frame Size 35.5 X 41.5
 Manufacturer Information Window Location = Standard
 Color Exterior = White, Interior = White
 Unit Type Brickmould, Matching Window Type = Single Hung
 Unit Performance FW-LC55 (DP +55/-55), No Thermal Requirement, U-Factor = 0.34, SHGC = 0.28, VLT = 0.52, CPD = PWG-M-167-00023-00002, STC Rating = 24
 Glass LE (Low-E), Warm Edge (WE), Metal, Double Glazed, 13/16", Annealed
 Grilles 3/4" Flat GBG, Colonial, Exterior = White, Interior = White, 2W1H



QUOTE #	QUOTE DATE	LOAD DATE	SHIP DATE	QUOTED BY
7643509	7/19/2023	Load Date Not Set	9/6/2023	Kat Schumacher
JOB NAME		CUSTOMER PO#	BUILDING/LOT #	CONTACT

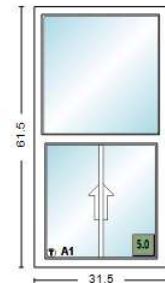
LineItem #	Description
------------	-------------

6-1 *****Glass Only*****
Qty: 1
Room Location: bath
Note:
Unit 1:1500 Brickmould Single Hung
Dimensions Traditional (1/2" under Call Size), Call Size 2-8 5-2, Frame Size 31.5 X 61.5, Equal
Manufacturer Information Window Location = Standard
Color Exterior = White, Interior = White
Unit Type Top Only, Brickmould, Non-Drywall Glazed
Unit Performance H-LC35 (DP +35/-35), No Thermal Requirement, U-Factor = 0.35, SHGC = 0.29, VLT = 0.54, CPD = PWG-M-170-00024-00001, STC Rating = 27
Glass Unit 1: LE (Low-E), Warm Edge (WE), Metal, Double Glazed, 7/8"
Unit 1 Lower: Annealed
Unit 1 Upper: Tempered
Grilles Unit 1 Top: 3/4" Flat GBG, Colonial, Exterior = White, Interior = White, 2W1H
Unit 1 Bottom: None
Hardware Standard (Inverted Block and Tackle)



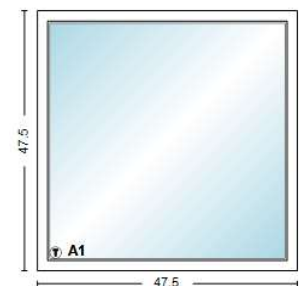
LineItem #	Description
------------	-------------

7-1 *****Sash Only*****
Qty: 1
Room Location: bath
Note:
Unit 1:1500 Brickmould Single Hung
Dimensions Traditional (1/2" under Call Size), Call Size 2-8 5-2, Frame Size 31.5 X 61.5, Equal, Sash Size
Manufacturer Information Window Location = Standard
Color Exterior = White, Interior = White
Unit Type Bottom Only, Brickmould, Non-Drywall Glazed
Unit Performance H-LC35 (DP +35/-35), No Thermal Requirement, U-Factor = 0.35, SHGC = 0.29, VLT = 0.54, CPD = PWG-M-170-00024-00001, STC Rating = 27
Glass Unit 1: LE (Low-E), Warm Edge (WE), Metal, Double Glazed, 7/8"
Unit 1 Lower: Tempered
Unit 1 Upper: Annealed
Grilles Unit 1 Top: None
Unit 1 Bottom: 3/4" Flat GBG, Colonial, Exterior = White, Interior = White, 2W1H
Hardware Standard Flush Mount, White, 2 Locks, Standard (Inverted Block and Tackle)



LineItem #	Description
------------	-------------

8-1 *****Glass Only*****
Qty: 1
Room Location: master bath
Note:
Unit 1:1500 Brickmould Rectangle
Dimensions Traditional (1/2" under Call Size), Call Size 4-0 4-0, Frame Size 47.5 X 47.5
Manufacturer Information Window Location = Standard
Color Exterior = White, Interior = White
Unit Type Brickmould, Matching Window Type = Single Hung
Unit Performance FW-LC55 (DP +55/-55), No Thermal Requirement, U-Factor = 0.34, SHGC = 0.31, VLT = 0.58, CPD = PWG-M-167-00024-00001, STC Rating = 26
Glass LE (Low-E), Warm Edge (WE), Metal, Double Glazed, 7/8", Tempered

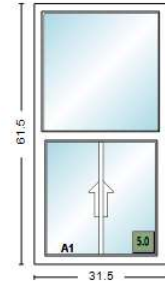


QUOTE #	QUOTE DATE	LOAD DATE	SHIP DATE	QUOTED BY
7643509	7/19/2023	Load Date Not Set	9/6/2023	Kat Schumacher
JOB NAME		CUSTOMER PO#	BUILDING/LOT #	CONTACT

LineItem #	Description
------------	-------------

LineItem # 9-1
Qty: 1
Room Location: master cls -
Note:

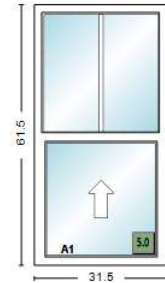
Description: *****Sash Only*****
 Unit 1:1500 Brickmould Single Hung
 Dimensions Traditional (1/2" under Call Size), Call Size 2-8 5-2, Frame Size 31.5 X 61.5, Equal, Sash Size
 Manufacturer Information Window Location = Standard
 Color Exterior = White, Interior = White
 Unit Type Bottom Only, Brickmould, Drywall (Compression Tape)
 Unit Performance H-LC35 (DP +35/-35), No Thermal Requirement, U-Factor = 0.35, SHGC = 0.29, VLT = 0.54, CPD = PWG-M-170-00023-00001, STC Rating = 26
 Glass Unit 1: LE (Low-E), Warm Edge (WE), Metal, Double Glazed, 13/16"
 Unit 1 Lower, 1 Upper: Annealed
 Grilles Unit 1 Top: None
 Unit 1 Bottom: 3/4" Flat GBG, Colonial, Exterior = White, Interior = White, 2W1H
 Hardware Standard Flush Mount, White, 2 Locks, Standard (Inverted Block and Tackle)



LineItem #	Description
------------	-------------

LineItem # 10-1
Qty: 1
Room Location: master cls -
Note:

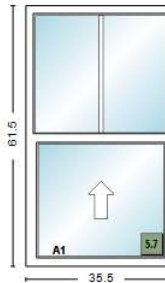
Description: *****Glass Only*****
 Unit 1:1500 Brickmould Single Hung
 Dimensions Traditional (1/2" under Call Size), Call Size 2-8 5-2, Frame Size 31.5 X 61.5, Equal
 Manufacturer Information Window Location = Standard
 Color Exterior = White, Interior = White
 Unit Type Top Only, Brickmould, Drywall (Compression Tape)
 Unit Performance H-LC35 (DP +35/-35), No Thermal Requirement, U-Factor = 0.35, SHGC = 0.29, VLT = 0.54, CPD = PWG-M-170-00023-00001, STC Rating = 26
 Glass Unit 1: LE (Low-E), Warm Edge (WE), Metal, Double Glazed, 13/16"
 Unit 1 Lower, 1 Upper: Annealed
 Grilles Unit 1 Top: 3/4" Flat GBG, Colonial, Exterior = White, Interior = White, 2W1H
 Unit 1 Bottom: None
 Hardware Standard (Inverted Block and Tackle)



LineItem #	Description
------------	-------------

LineItem # 11-1
Qty: 14
Room Location: storage
Note:

Description: *****Glass Only*****
 Unit 1:1500 Brickmould Single Hung
 Dimensions Traditional (1/2" under Call Size), Call Size 3-0 5-2, Frame Size 35.5 X 61.5, Equal
 Manufacturer Information Window Location = Standard
 Color Exterior = White, Interior = White
 Unit Type Top Only, Brickmould, Drywall (Compression Tape)
 Unit Performance H-LC35 (DP +35/-35), No Thermal Requirement, U-Factor = 0.35, SHGC = 0.29, VLT = 0.54, CPD = PWG-M-170-00023-00001, STC Rating = 26
 Glass Unit 1: LE (Low-E), Warm Edge (WE), Metal, Double Glazed, 13/16"
 Unit 1 Lower, 1 Upper: Annealed
 Grilles Unit 1 Top: 3/4" Flat GBG, Colonial, Exterior = White, Interior = White, 2W1H
 Unit 1 Bottom: None
 Hardware Standard (Inverted Block and Tackle)

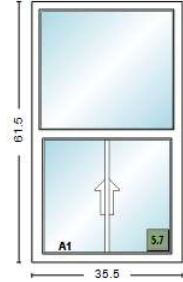


QUOTE #	QUOTE DATE	LOAD DATE	SHIP DATE	QUOTED BY
7643509	7/19/2023	Load Date Not Set	9/6/2023	Kat Schumacher
JOB NAME		CUSTOMER PO#	BUILDING/LOT #	CONTACT

LineItem #	Description
------------	-------------

12-1 *****Sash Only*****
Qty: 14
Room Location: storage
Note:

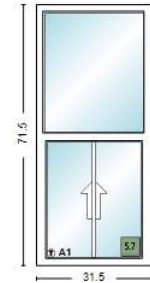
Unit 1:1500 Brickmould Single Hung
Dimensions Traditional (1/2" under Call Size), Call Size 3-0 5-2, Frame Size 35.5 X 61.5, Equal, Sash Size
Manufacturer Information Window Location = Standard
Color Exterior = White, Interior = White
Unit Type Bottom Only, Brickmould, Drywall (Compression Tape)
Unit Performance H-LC35 (DP +35/-35), No Thermal Requirement, U-Factor = 0.35, SHGC = 0.29, VLT = 0.54, CPD = PWG-M-170-00023-00001, STC Rating = 26
Glass Unit 1: LE (Low-E), Warm Edge (WE), Metal, Double Glazed, 13/16"
Unit 1 Lower, 1 Upper: Annealed
Grilles Unit 1 Top: None
Unit 1 Bottom: 3/4" Flat GBG, Colonial, Exterior = White, Interior = White, 2W1H
Hardware Standard Flush Mount, White, 2 Locks, Standard (Inverted Block and Tackle)



LineItem #	Description
------------	-------------

13-1 *****Sash Only*****
Qty: 1
Room Location: breakfast
Note:

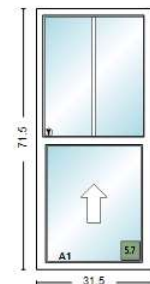
Unit 1:1500 Brickmould Single Hung
Dimensions Traditional (1/2" under Call Size), Call Size 2-8 6-0, Frame Size 31.5 X 71.5, Equal, Sash Size
Manufacturer Information Window Location = Standard
Color Exterior = White, Interior = White
Unit Type Bottom Only, Brickmould, Non-Drywall Glazed
Unit Performance H-LC35 (DP +35/-35), No Thermal Requirement, U-Factor = 0.35, SHGC = 0.29, VLT = 0.54, CPD = PWG-M-170-00024-00001, STC Rating = 27
Glass Unit 1: LE (Low-E), Warm Edge (WE), Metal, Double Glazed, 7/8"
Unit 1 Lower: Tempered
Unit 1 Upper: Annealed
Grilles Unit 1 Top: None
Unit 1 Bottom: 3/4" Flat GBG, Colonial, Exterior = White, Interior = White, 2W1H
Hardware Standard Flush Mount, White, 2 Locks, Standard (Inverted Block and Tackle)



LineItem #	Description
------------	-------------

14-1 *****Glass Only*****
Qty: 1
Room Location: breakfast
Note:

Unit 1:1500 Brickmould Single Hung
Dimensions Traditional (1/2" under Call Size), Call Size 2-8 6-0, Frame Size 31.5 X 71.5, Equal
Manufacturer Information Window Location = Standard
Color Exterior = White, Interior = White
Unit Type Top Only, Brickmould, Non-Drywall Glazed
Unit Performance H-LC35 (DP +35/-35), No Thermal Requirement, U-Factor = 0.35, SHGC = 0.29, VLT = 0.54, CPD = PWG-M-170-00024-00001, STC Rating = 27
Glass Unit 1: LE (Low-E), Warm Edge (WE), Metal, Double Glazed, 7/8"
Unit 1 Lower: Annealed
Unit 1 Upper: Tempered
Grilles Unit 1 Top: 3/4" Flat GBG, Colonial, Exterior = White, Interior = White, 2W1H
Unit 1 Bottom: None
Hardware Standard (Inverted Block and Tackle)

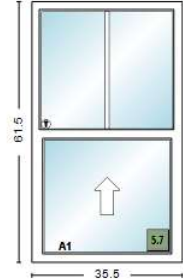


QUOTE #	QUOTE DATE	LOAD DATE	SHIP DATE	QUOTED BY
7643509	7/19/2023	Load Date Not Set	9/6/2023	Kat Schumacher
JOB NAME		CUSTOMER PO#	BUILDING/LOT #	CONTACT

LineItem #	Description
------------	-------------

15-1 *****Glass Only*****
Qty: 1
Room Location: game rm temp
Note:

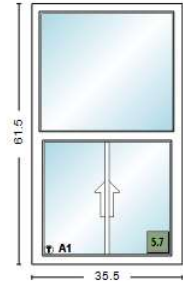
Unit 1:1500 Brickmould Single Hung
Dimensions Traditional (1/2" under Call Size), Call Size 3-0 5-2, Frame Size 35.5 X 61.5, Equal
Manufacturer Information Window Location = Standard
Color Exterior = White, Interior = White
Unit Type Top Only, Brickmould, Non-Drywall Glazed
Unit Performance H-LC35 (DP +35/-35), No Thermal Requirement, U-Factor = 0.35, SHGC = 0.29, VLT = 0.54, CPD = PWG-M-170-00024-00001, STC Rating = 27
Glass Unit 1: LE (Low-E), Warm Edge (WE), Metal, Double Glazed, 7/8"
Unit 1 Lower: Annealed
Unit 1 Upper: Tempered
Grilles Unit 1 Top: 3/4" Flat GBG, Colonial, Exterior = White, Interior = White, 2W1H
Unit 1 Bottom: None
Hardware Standard (Inverted Block and Tackle)



LineItem #	Description
------------	-------------

16-1 *****Sash Only*****
Qty: 1
Room Location: game rm temp
Note:

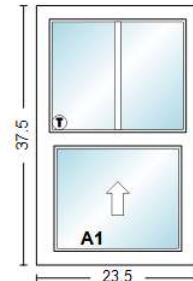
Unit 1:1500 Brickmould Single Hung
Dimensions Traditional (1/2" under Call Size), Call Size 3-0 5-2, Frame Size 35.5 X 61.5, Equal, Sash Size
Manufacturer Information Window Location = Standard
Color Exterior = White, Interior = White
Unit Type Bottom Only, Brickmould, Non-Drywall Glazed
Unit Performance H-LC35 (DP +35/-35), No Thermal Requirement, U-Factor = 0.35, SHGC = 0.29, VLT = 0.54, CPD = PWG-M-170-00024-00001, STC Rating = 27
Glass Unit 1: LE (Low-E), Warm Edge (WE), Metal, Double Glazed, 7/8"
Unit 1 Lower: Tempered
Unit 1 Upper: Annealed
Grilles Unit 1 Top: None
Unit 1 Bottom: 3/4" Flat GBG, Colonial, Exterior = White, Interior = White, 2W1H
Hardware Standard Flush Mount, White, 2 Locks, Standard (Inverted Block and Tackle)



LineItem #	Description
------------	-------------

17-1 *****Glass Only*****
Qty: 1
Room Location: bath
Note:

Unit 1:1500 Brickmould Single Hung
Dimensions Traditional (1/2" under Call Size), Call Size 2-0 3-2, Frame Size 23.5 X 37.5, Equal
Manufacturer Information Window Location = Standard
Color Exterior = White, Interior = White
Unit Type Top Only, Brickmould, Non-Drywall Glazed
Unit Performance H-LC35 (DP +35/-35), No Thermal Requirement, U-Factor = 0.35, SHGC = 0.29, VLT = 0.54, CPD = PWG-M-170-00024-00001, STC Rating = 27
Glass Unit 1: LE (Low-E), Warm Edge (WE), Metal, Double Glazed, 7/8"
Unit 1 Lower: Annealed
Unit 1 Upper: Tempered
Grilles Unit 1 Top: 3/4" Flat GBG, Colonial, Exterior = White, Interior = White, 2W1H
Unit 1 Bottom: None
Hardware Standard (Inverted Block and Tackle)

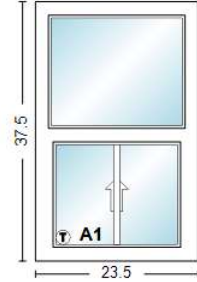


QUOTE #	QUOTE DATE	LOAD DATE	SHIP DATE	QUOTED BY
7643509	7/19/2023	Load Date Not Set	9/6/2023	Kat Schumacher
JOB NAME		CUSTOMER PO#	BUILDING/LOT #	CONTACT

LineItem #	Description
------------	-------------

18-1 *****Sash Only*****
Qty: 1
Room Location: bath
Note:

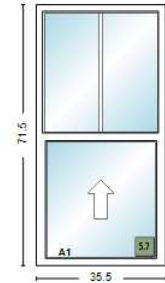
Unit 1:1500 Brickmould Single Hung
Dimensions Traditional (1/2" under Call Size), Call Size 2-0 3-2, Frame Size 23.5 X 37.5, Equal, Sash Size
Manufacturer Information Window Location = Standard
Color Exterior = White, Interior = White
Unit Type Bottom Only, Brickmould, Non-Drywall Glazed
Unit Performance H-LC35 (DP +35/-35), No Thermal Requirement, U-Factor = 0.35, SHGC = 0.29, VLT = 0.54, CPD = PWG-M-170-00024-00001, STC Rating = 27
Glass Unit 1: LE (Low-E), Warm Edge (WE), Metal, Double Glazed, 7/8"
Unit 1 Lower: Tempered
Unit 1 Upper: Annealed
Grilles Unit 1 Top: None
Unit 1 Bottom: 3/4" Flat GBG, Colonial, Exterior = White, Interior = White, 2W1H
Hardware Standard Flush Mount, White, 1 Lock, Standard (Inverted Block and Tackle)



LineItem #	Description
------------	-------------

19-1 *****Glass Only*****
Qty: 4
Room Location: breakfast
Note:

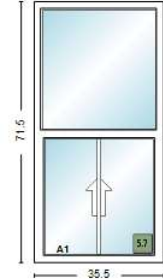
Unit 1:1500 Brickmould Single Hung
Dimensions Traditional (1/2" under Call Size), Call Size 3-0 6-0, Frame Size 35.5 X 71.5, Equal
Manufacturer Information Window Location = Standard
Color Exterior = White, Interior = White
Unit Type Top Only, Brickmould, Non-Drywall Glazed
Unit Performance H-LC35 (DP +35/-35), No Thermal Requirement, U-Factor = 0.35, SHGC = 0.29, VLT = 0.54, CPD = PWG-M-170-00023-00001, STC Rating = 26
Glass Unit 1: LE (Low-E), Warm Edge (WE), Metal, Double Glazed, 13/16"
Unit 1 Lower, 1 Upper: Annealed
Grilles Unit 1 Top: 3/4" Flat GBG, Colonial, Exterior = White, Interior = White, 2W1H
Unit 1 Bottom: None
Hardware Standard (Inverted Block and Tackle)



QUOTE #	QUOTE DATE	LOAD DATE	SHIP DATE	QUOTED BY
7643509	7/19/2023	Load Date Not Set	9/6/2023	Kat Schumacher
JOB NAME		CUSTOMER PO#	BUILDING/LOT #	CONTACT

LineItem #	Description
------------	-------------

20-1 *****Sash Only*****
Qty: 4 Unit 1:1500 Brickmould Single Hung
Room Location: Dimensions Traditional (1/2" under Call Size), Call Size 3-0 6-0, Frame
 storage Size 35.5 X 71.5, Equal, Sash Size
Note: Manufacturer Information Window Location = Standard
 Color Exterior = White, Interior = White
 Unit Type Bottom Only, Brickmould, Drywall (Compression Tape)
 Unit Performance H-LC30 (DP +30/-30), No Thermal Requirement, U-
 Factor = 0.35, SHGC = 0.29, VLT = 0.54, CPD = PWG-M-170-00023-
 00001, STC Rating = 26
 Glass Unit 1: LE (Low-E), Warm Edge (WE), Metal, Double Glazed,
 13/16"
 Unit 1 Lower, 1 Upper: Annealed
 Grilles Unit 1 Top: None
 Unit 1 Bottom: 3/4" Flat GBG, Colonial, Exterior = White, Interior = White,
 2W1H
 Hardware Standard Flush Mount, White, 2 Locks, Standard (Inverted Block
 and Tackle)



Total Unit Quantity: 63

PROJECT	QUOTE
Unassigned Project	114 SERENITY
NOTES	
Order:	
Delivery:	
Job Comment:	

CUSTOMER SIGNATURE _____ DATE _____