

Reaction Summary of Order



ROOF & FLOOR TRUSSES & BEAMS
 Reilly Road Industrial Park P.O. Box 40408
 Fayetteville, N.C. 28309 (910) 864-TRUS

REQ. QUOTE DATE	/ /	ORDER #	J0523-2746
ORDER DATE	05/29/23	QUOTE #	
DELIVERY DATE	/ /	CUSTOMER ACCT #	0000006897
DATE OF INVOICE	/ /	CUSTOMER PO #	
ORDERED BY	Chris Sherrod	INVOICE #	
COUNTY	Harnett	TERMS	
SUPERINTENDANT	Chase Suitt	SALES REP	Anthony Williams
JOBSITE PHONE #	(910) 703-3490	SALES AREA	Anthony Williams

SOLD TO	Signature Home Builders, Inc. 1209 N. Main Street Fayetteville, NC 27546 (910) 892-9299	JOB NAME: Lot 8 Williams Farms		LOT # 8	SUBDIV: Williams Farms
	SHIPP TO	Signature Home Builders Lot 8 Williams Farms Erwin, NC	MODEL: Floor	TAG: Clark 1960	JOB CATEGORY:
		DELIVERY INSTRUCTIONS:			
SPECIAL INSTRUCTIONS: Copied from 17 WF (J0123-0256)					PLAN SEAL DATE:

BUILDING DEPARTMENT Floor Order	OVERHANG INFO	HEEL HEIGHT	00-06-08	REQ. LAYOUTS	REQ. ENGINEERING	QUOTE	aw	05/29/23
	END CUT	RETURN		NONE	NONE	LAYOUT	aw	05/29/23
	GABLE STUDS		24 IN. OC			CUTTING	aw	05/29/23

FLOOR TRUSSES		LOADING INFORMATION	TCLL-TCDL-BCLL-BCDL	STRESS INCR.	FLOOR TRUSS SPACING: 24.0 IN. O.C. (TYP.)				
			40.0,10.0,0.0,5.0	1.00					
FLOOR PROFILE	QTY PLY	DEPTH ID	BASE SPAN	O/A SPAN	END TYPE	INT BEARING	REACTIONS		
					LEFT	RIGHT	SIZE	LOCATION	

	3	01-04-00 F01	37-03-08	37-03-08					Joint 22 1011.1 lbs. 230.0 lbs.	Joint 34 2434.6 lbs. 1389.8 lbs.	Joint 42 769.0 lbs. 62.2 lbs.
---	---	-----------------	----------	----------	---	---	--	--	---------------------------------------	--	-------------------------------------

	3	01-04-00 F02	37-00-00	37-00-00					Joint 22 1012.5 lbs. 231.7 lbs.	Joint 34 2420.3 lbs. 1372.0 lbs.	Joint 42 757.6 lbs. 55.5 lbs.
--	---	-----------------	----------	----------	--	--	--	--	---------------------------------------	--	-------------------------------------

	1	01-04-00 F03	37-00-00	37-00-00					Joint 27 58.3 lbs. 58.2 lbs.	Joint 28 166.6 lbs. 166.4 lbs.	Joint 29 141.6 lbs. 141.5 lbs.	Joint 30 148.0 lbs. 148.0 lbs.	Joint 31 146.3 lbs. 146.3 lbs.
---	---	-----------------	----------	----------	---	---	--	--	------------------------------------	--------------------------------------	--------------------------------------	--------------------------------------	--------------------------------------

	3	01-04-00 F04	25-02-00	25-02-00					Joint 15 422.6 lbs. 42.6 lbs.	Joint 19 1581.7 lbs. 859.6 lbs.	Joint 27 814.2 lbs. 192.4 lbs.
---	---	-----------------	----------	----------	---	---	--	--	-------------------------------------	---------------------------------------	--------------------------------------

	2	01-04-00 F05	21-03-00	21-03-00					Joint 14 1148.8 lbs. 568.9 lbs.	Joint 26 1148.8 lbs. 567.9 lbs.
---	---	-----------------	----------	----------	---	---	--	--	---------------------------------------	---------------------------------------

	2	01-04-00 F06	19-05-00	19-05-00					Joint 13 173.8 lbs. 22.4 lbs.	Joint 16 1119.2 lbs. 558.9 lbs.	Joint 22 672.4 lbs. 177.1 lbs.
---	---	-----------------	----------	----------	---	---	--	--	-------------------------------------	---------------------------------------	--------------------------------------

	1	01-04-00 F07	19-05-00	19-05-00					Joint 15 44.0 lbs. 12.0 lbs.	Joint 16 146.7 lbs. 40.8 lbs.	Joint 17 147.7 lbs. 38.5 lbs.	Joint 18 95.7 lbs. -235.6 lbs.	Joint 19 77.4 lbs. -102.3 lbs.
---	---	-----------------	----------	----------	---	---	--	--	------------------------------------	-------------------------------------	-------------------------------------	--------------------------------------	--------------------------------------

	2	01-04-00 F08	19-02-00	19-02-00					Joint 13 328.6 lbs. 39.0 lbs.	Joint 16 1123.2 lbs. 550.2 lbs.	Joint 22 675.2 lbs. 183.5 lbs.
---	---	-----------------	----------	----------	---	---	--	--	-------------------------------------	---------------------------------------	--------------------------------------

	4	01-04-00 F09	12-11-00	12-11-00					Joint 9 690.4 lbs. 357.6 lbs.	Joint 14 690.4 lbs. 365.4 lbs.
---	---	-----------------	----------	----------	---	---	--	--	-------------------------------------	--------------------------------------

Reaction Summary of Order












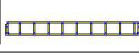


ROOF & FLOOR TRUSSES & BEAMS
 Reilly Road Industrial Park P.O. Box 40408
 Fayetteville, N.C. 28309 (910) 864-TRUS

REQ. QUOTE DATE	/ /	ORDER #	J0523-2746
ORDER DATE	05/29/23	QUOTE #	
DELIVERY DATE	/ /	CUSTOMER ACCT #	0000006897
DATE OF INVOICE	/ /	CUSTOMER PO #	
ORDERED BY	Chris Sherrod	INVOICE #	
COUNTY	Harnett	TERMS	
SUPERINTENDANT	Chase Suitt	SALES REP	Anthony Williams
JOBSITE PHONE #	(910) 703-3490	SALES AREA	Anthony Williams

SOLD TO	Signature Home Builders, Inc. 1209 N. Main Street Fayetteville, NC 27546 (910) 892-9299	JOB NAME: Lot 8 Williams Farms		LOT # 8	SUBDIV: Williams Farms
	SHIPP TO	Signature Home Builders Lot 8 Williams Farms Erwin, NC	MODEL: Floor	TAG: Clark 1960	JOB CATEGORY:
DELIVERY INSTRUCTIONS:					
SPECIAL INSTRUCTIONS: Copied from 17 WF (J0123-0256)					
PLAN SEAL DATE:					
BY DATE					

BUILDING DEPARTMENT	OVERHANG INFO	HEEL HEIGHT	00-06-08	REQ. LAYOUTS	REQ. ENGINEERING	QUOTE	aw	05/29/23
Floor Order	END CUT	RETURN		NONE	NONE	LAYOUT	aw	05/29/23
	GABLE STUDS	24 IN. OC				CUTTING	aw	05/29/23

FLOOR TRUSSES	LOADING INFORMATION	TCLL-TCDL-BCLL-BCDL	STRESS INCR.	FLOOR TRUSS SPACING: 24.0 IN. O.C. (TYP.)				
		40.0,10.0,0.0,5.0	1.00					

FLOOR PROFILE	QTY PLY	DEPTH ID	BASE SPAN	O/A SPAN	END TYPE		INT BEARING		REACTIONS				
					LEFT	RIGHT	SIZE	LOCATION					
	6	01-04-00 F10	12-07-08	12-07-08					Joint 9 680.6 lbs. 352.6 lbs.	Joint 14 674.4 lbs. 351.4 lbs.			
	1	01-04-00 KW1	25-02-00	25-02-00					Joint 22 46.6 lbs.	Joint 23 132.3 lbs.	Joint 24 150.2 lbs.	Joint 25 145.8 lbs.	Joint 26 146.9 lbs.
	1	01-04-00 KW2	12-11-00	12-11-00					Joint 12 32.1 lbs.	Joint 13 117.4 lbs.	Joint 14 152.5 lbs.	Joint 15 145.2 lbs.	Joint 16 147.1 lbs.
	1	01-04-00 KW3	12-07-08	12-07-08					Joint 12 13.4 lbs.	Joint 13 103.4 lbs.	Joint 14 153.2 lbs.	Joint 15 145.0 lbs.	Joint 16 147.1 lbs.

ITEMS					
QTY	ITEM TYPE	SIZE	LENGTH FT-IN-16	PART NUMBER	NOTES
15	Hangers, USP	HUS 410			SIMPSON (HUS410)
2	LVL Beams (Sized)	LVL, 1-3/4" x 11-7/8" (S)	21-00-00		GDH
2	LVL Beams (Sized)	LVL, 1-3/4" x 16" (S)	14-00-00		BM1
2	LVL Beams (Sized)	LVL, 1-3/4" x 24" (S)	24-00-00		24" LVL is <<ONLY>> sold in 20, 24, 28 or 48 foot lengths!!! (sm) BM2