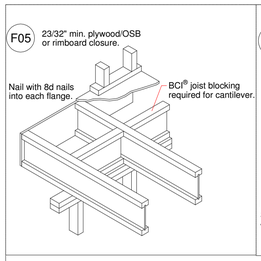

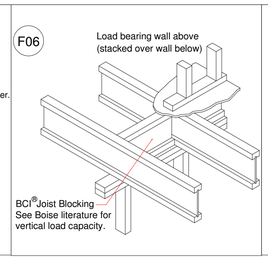

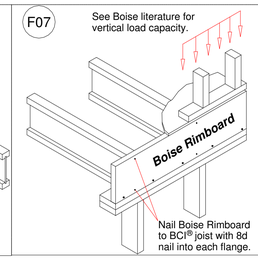

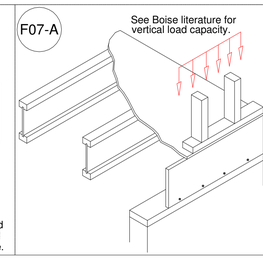

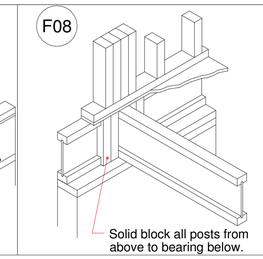

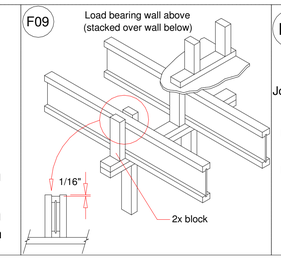

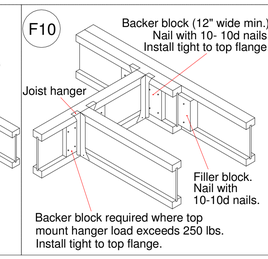

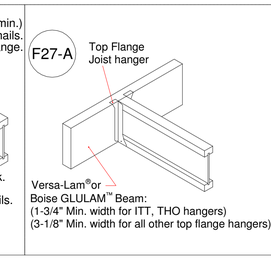

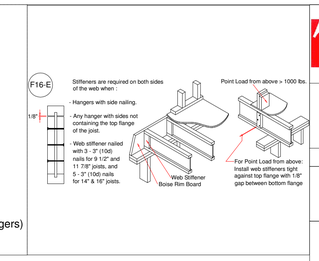



Products

PlotID	Length	Product	Plies	Net Qty
FJ-1	28' 2 3/4"	14" BCI® 4500s-1.8	1	8
FJ-2	27' 5 1/4"	14" BCI® 4500s-1.8	1	3
FJ-3	27' 1 3/4"	14" BCI® 4500s-1.8	1	15
FJ-4	20' 11 1/2"	14" BCI® 4500s-1.8	1	1
FJ-5	20' 6 1/4"	14" BCI® 4500s-1.8	1	11
FJ-6-2	20' 6 1/4"	14" BCI® 4500s-1.8	2	2
FJ-7	14' 7"	14" BCI® 4500s-1.8	1	7
FJ-8-2	14' 7"	14" BCI® 4500s-1.8	2	4
FJ-9	8' 3 3/4"	14" BCI® 4500s-1.8	1	1
FJ-10	6' 6"	14" BCI® 4500s-1.8	1	3
DB1-2	10' 0"	1-3/4" x 9-1/4" VERSA-LAM® 2.0 3100 SP	2	2
FB1-3	16' 0"	1-3/4" x 14" VERSA-LAM® 2.0 3100 SP	3	3
DB2-3	20' 0"	1-3/4" x 16" VERSA-LAM® 2.0 3100 SP	3	3
FB2-3	20' 0"	1-3/4" x 18" VERSA-LAM® 2.0 3100 SP	3	3
Rim1	12' 0"	1" x 14" BC RIM BOARD OSB	1	17
Bk1	2' 0"	14" BCI® 4500s-1.8	1	6

Hangers

PlotID	Qty	Manuf	Product
H1	20	Simpson	HU 14
H2	30	Simpson	IUS 1.81/14
H3	1	Simpson	IUS 3.56/14
H4	2	Simpson	MIU 3.56/14

JESSAMINE

SEAL DATE 04-05-19

2nd FLOOR EWP PLACEMENT PLAN

Builders FirstSource

Boise Cascade
www.bldr.com

1135 ROBESON STREET
FAYETTEVILLE, NC 28305
V (910) 485-1111

7601 BOEING DRIVE
GREENSBORO, NC 27409
V (336) 884-5454

3189 NC HIGHWAY5
ABERDEEN NC 28315
V (910) 944-2516

This layout and associated materials list has been prepared based on project plans and/or information provided to Builders FirstSource (BFS). It remains the responsibility of the builder, architect, designer, or other responsible persons to review this information to assure that it is appropriate, accurate, complete and complies with applicable building codes.

GENERAL NOTES:

1.) READ THE INSTALLATION GUIDE BEFORE FRAMING.
2.) ALL WALLS SHOWN ARE LOAD BEARING UNLESS NOTED OTHERWISE. WALLS NOT SHOWN ARE CONSIDERED NON-LOAD BEARING.
3.) UNLESS STATED OTHERWISE ALL CEILING & ROOF LOADS BRACE DIRECTLY TO LOAD BEARING WALLS SUPPORTED BY FOUNDATION.
4.) CONTACT BUILDERS FIRSTSOURCE BEFORE MAKING ANY ALTERATIONS OR ADJUSTMENTS...FAILURE TO DO SO MAY RESULT IN COSTLY REPAIRS.

H&H HOMES

JESSAMINE A R

2ND FLOOR EWP PLACEMENT PLAN

Builders FirstSource, Central Carolina Markets

DATE: 4/29/2019

JOB NUMBER:

DRAWN BY: AJ Napier

SCALE: NTS

MINIMUM DESIGN DATA

LIVE LOAD 40 PSF
DEAD LOAD 10 PSF

TOTAL LOAD 50 PSF

DOL = 100%

DEFLECTION CRITERIA
L/480 (MINIMUM)

ARCHITECTUAL PLAN DATE
06/02/16

REVISED ARCH. PLAN DATE
XX-XX-XX

SD040519

Sheet
1 of 1