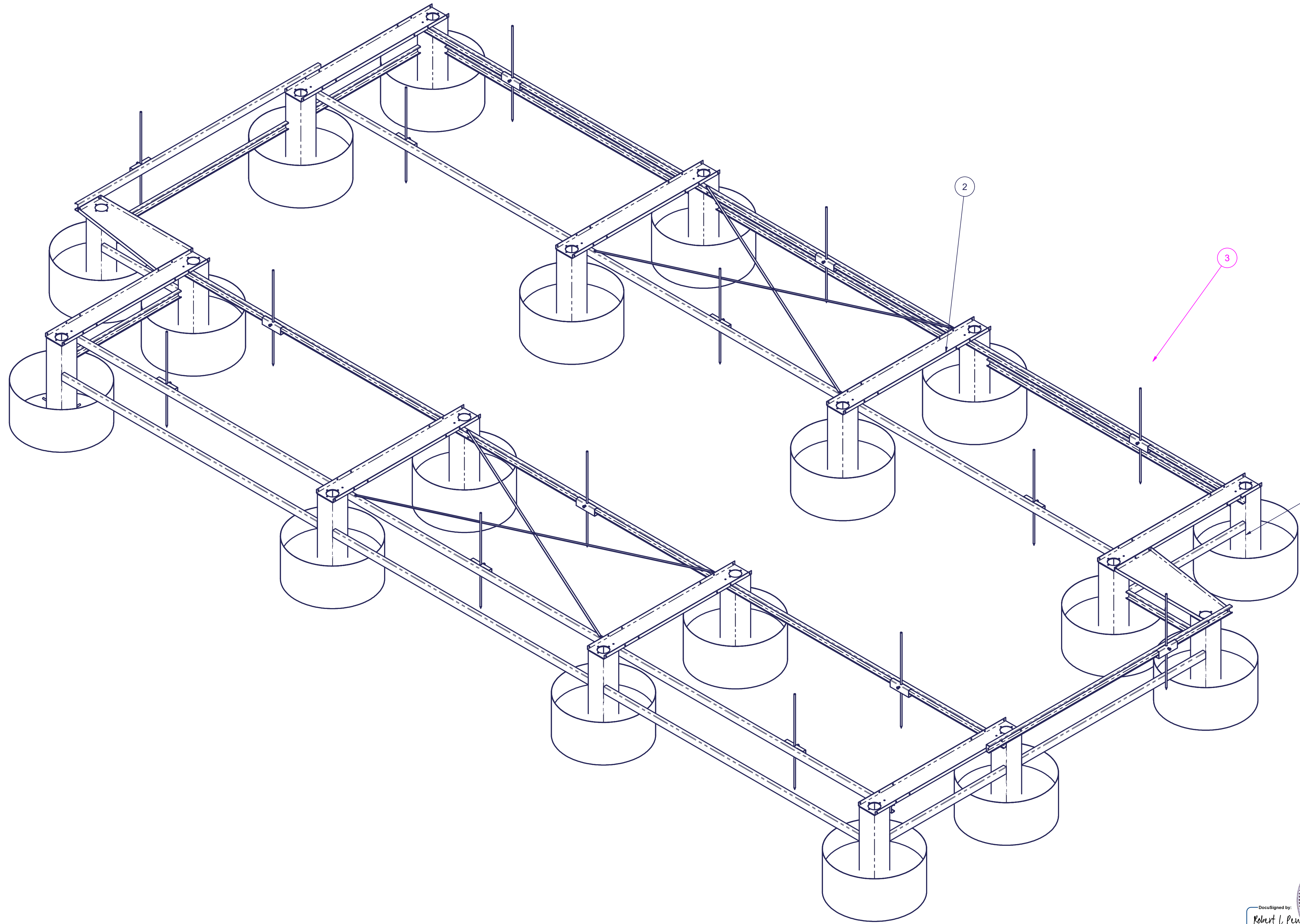


ITEM	QTY	PART NUMBER	BOM	DESCRIPTION
1	1	F_CHICKADEE_LAYOUT	FOUNDATION LAYOUT CHICKADEE	
2	1	F_CHICKADEE_IG_ASSY_FOUND	CHICKADEE_ JIGGING ASSEMBLY	
3	1	F_CHICKADEE_HOLE_LAYOUT	EXCAVATION DIMENSIONS	

ZONE	REV	DESCRIPTION	ENG	DATE
	1	INITIAL RELEASE		2/20/2022



45FT CONTAINERS WITH 10FT SPACING AND 5FT OFFSET

DocuSigned by:
 Robert L. Pennington
 006499330F452
 3/13/2022

Robert L. Pennington PE
 7629 Mallow Road
 Wilmington, NC 28411
 Email: robert@RLPPE.com
 Phone: 910-520-0278

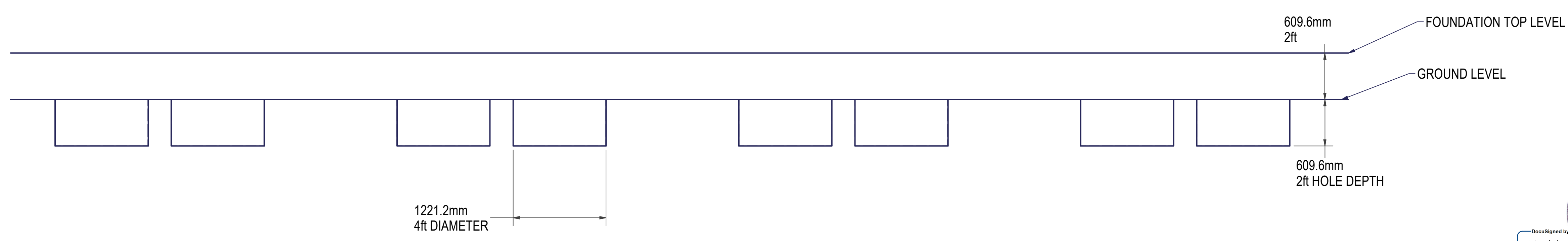
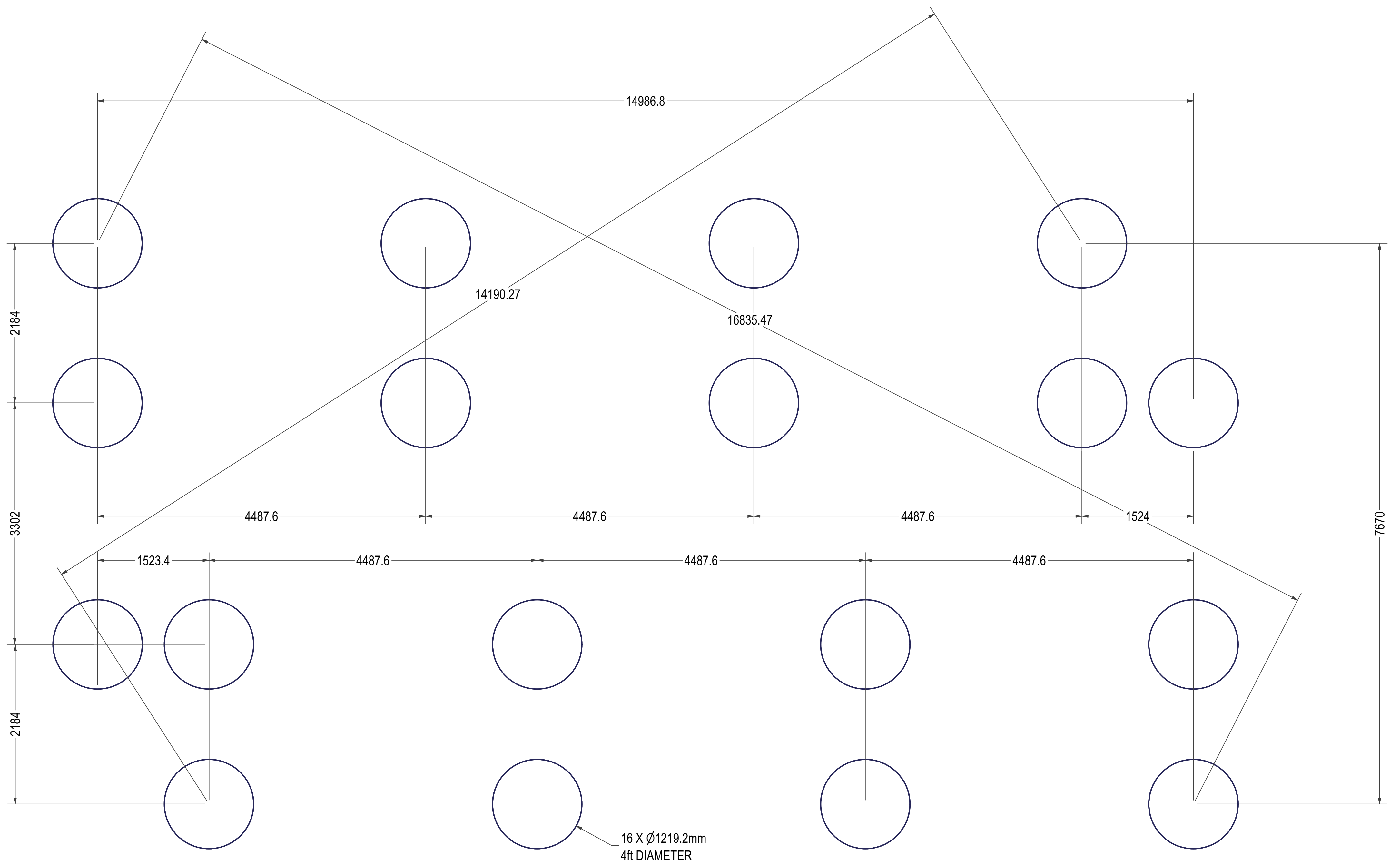
ORIGINAL SCALE UNLESS OTHERWISE STATED

COPYRIGHT
 This drawing and any information or descriptive matters contained therein are the copyright property of SELF SUSTAINABLE SOLUTIONS. Neither the whole nor any extract may be disclosed, loaned, copied, or used for manufacturing or tendering purposes without their written consent.

MATERIAL	
THICK	
MASS	N/A
FINISH	NONE
ENGINEER	Dirk Genis
DRAWN	Dirk Genis
DATE	2/20/2022



FLAT PATTERN GEOMETRY IS GOVERNED BY DXF WITH THE EXPECTED TOLERANCE OF +/- 0.15mm ON ALL DXF CUTS		THIS PRINT IS SHARED ON A CONFIDENTIAL BASIS. SUBJECT TO RETURN UPON DEMAND BY SSS AND NOTHING HEREON MAY BE REPRODUCED, USED OR DISCLOSED IN WHOLE OR IN PART WITHOUT THE PRIOR WRITTEN PERMISSION OF OSPREA.		UNLESS OTHERWISE SPECIFIED DIMENSIONS ARE IN MILLIMETERS GENERAL TOLERANCES LINEAR DIMENSIONS ALL OTHER FEATURES DIMENSION TOLERANCES ARE GOVERNED BY DIN ISO 2768-mK		REMOVE ALL SHARP EDGES AND BURRS		THIRD ANGLE PROJECTION		TITLE CHICKADEE MODEL V1 FOUNDATION LAYOUT		SHEET 1 OF 2 SIZE: B REVISION: 1	
--	--	--	--	---	--	----------------------------------	--	------------------------	--	---	--	--	--



FOUNDATION HOLE LAYOUT DIMENSIONS

ORIGINAL SCALE	UNLESS OTHERWISE STATED
COPYRIGHT	
This drawing and any information or descriptive matters contained therein are the copyright property of SELF SUSTAINABLE SOLUTIONS. Neither the whole nor any extract may be disclosed, loaned, copied, or used for manufacturing or tendering purposes without their written consent.	
MATERIAL	Steel ASTM A36
THICK	
MASS	N/A
FINISH	NONE
ENGINEER	Dirk Genis
DRAWN	Dirk Genis
DATE	2/20/2022



DocuSigned by
Robert L. Pennington
02043593355DF452

3/13/2022

Robert L. Pennington PE
7629 Mallow Road
Wilmington, NC 28411
Email: robert@RLPPE.com
Phone: 910-520-0278



TITLE	EXCAVATION DIMENSIONS
-------	-----------------------

FLAT PATTERN GEOMETRY IS GOVERNED BY DXF WITH THE EXPECTED TOLERANCE OF +/- 0.15mm ON ALL DXF CUTS This print is shared on a confidential basis subject to return upon demand by SSS and nothing herein may be reproduced, used or disclosed in whole or in part without the prior written permission of Osprey.	UNLESS OTHERWISE SPECIFIED DIMENSIONS ARE IN MILLIMETERS GENERAL TOLERANCES LINEAR DIMENSIONS ALL OTHER FEATURE DIMENSIONS TOLERANCES ARE GOVERNED BY UN ISO 2768-mK	REMOVE ALL SHARP EDGES AND BURRS THIRD ANGLE PROJECTION	CHICKADEE_HOLE LAYOUT
			SHEET 2 OF 2 SIZE: B REVISION: 1