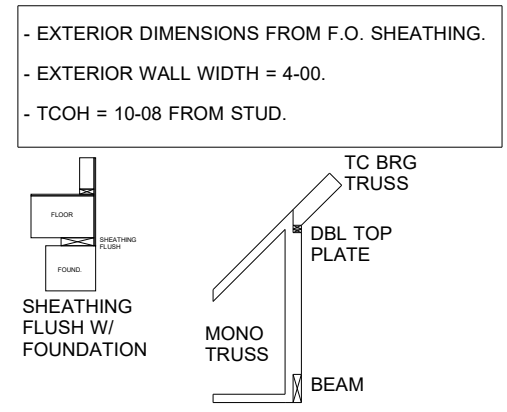
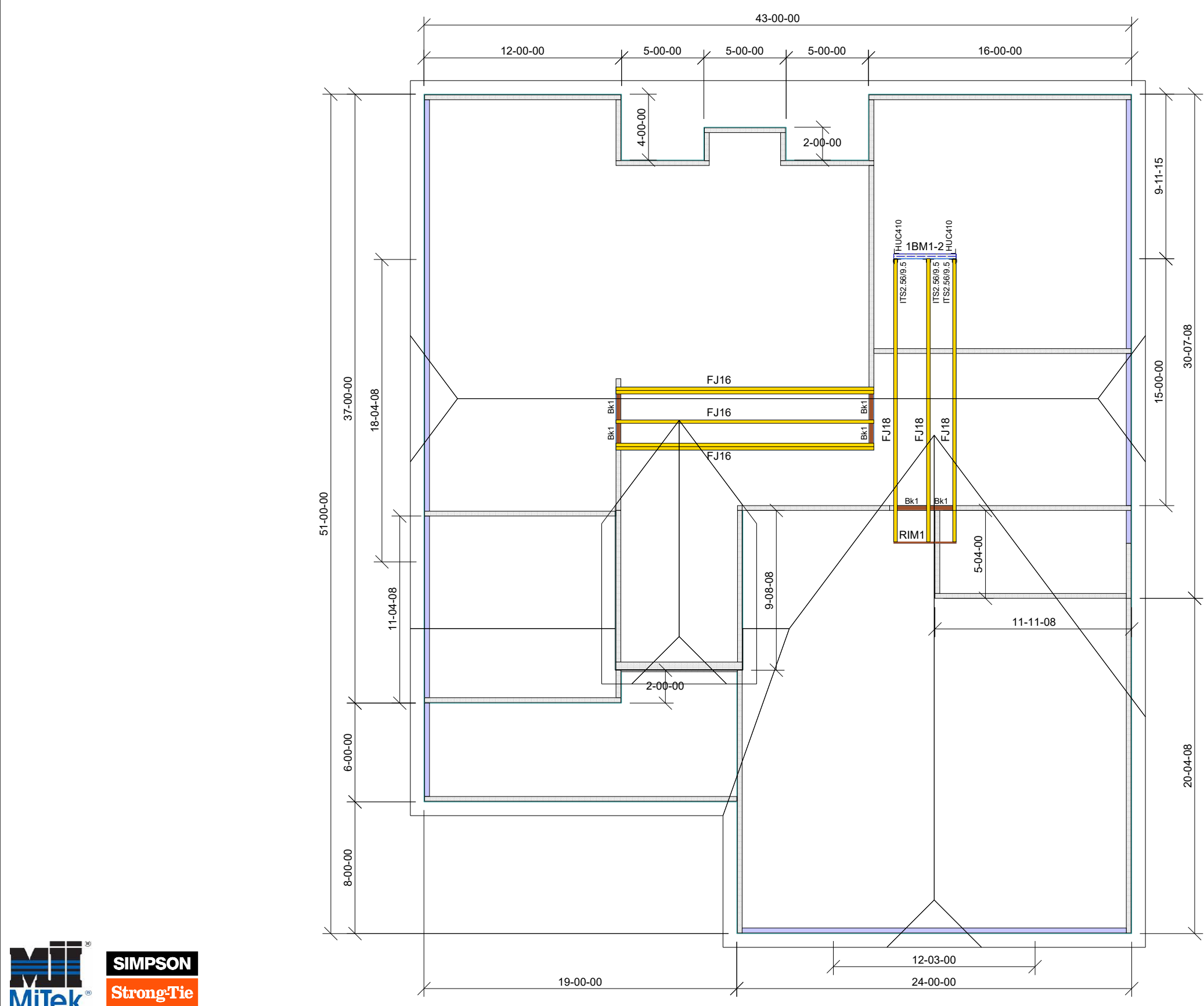
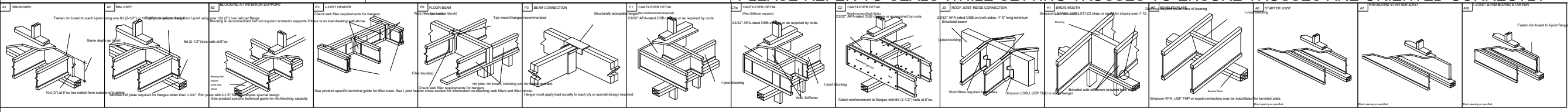


1. All bracing, blocking, beams, purlins @ 2'0" o.c., ledger, etc. provided by others.
2. Roof truss to roof truss connections provided by Riverside Roof Truss.
3. Truss to building connections provided by others.

Refer to Sealed drawings for connection detail of multiple ply trusses.

NOT ALL TRUSSES ARE SYMMETRICAL AND MAY NOT PERFORM CORRECTLY IF INSTALLED BACKWARDS. PLEASE REFER TO SEALS WHILE SETTING TRUSSES TO ENSURE TRUSSES ARE ORIENTED CORRECTLY



SECOND FLOOR

THIS IS A TRUSS PLACEMENT DIAGRAM ONLY. These trusses are designed as individual building components to be incorporated into the building design at the specification of the building designer. See individual design sheets for each truss design identified on the placement drawing. The building designer is responsible for temporary and permanent bracing of the roof and floor system and for the overall structure. The design of the truss support structure including headers, beams, walls, columns, and sufficient blocking in floor cavity under point loads is the responsibility of the building designer. For general guidance regarding bracing, consult "Bracing of Wood Trusses" available from the Truss Plate Institute, 583 D'Onofrio Drive, Madison, WI 53179.

REVIEWED BY: _____ APPROVED BY: _____ DATE: _____

SHOP DRAWING APPROVAL
 THIS LAYOUT IS THE SOLE SOURCE FOR FABRICATION OF TRUSSES AND VOIDS ALL PREVIOUS ARCHITECTURAL OR OTHER TRUSS LAYOUTS. REVIEW AND APPROVAL OF THIS LAYOUT MUST BE RECEIVED BEFORE ANY TRUSSES WILL BE BUILT. VERIFY ALL CONDITIONS TO INSURE AGAINST CHANGES THAT WILL RESULT IN EXTRA CHARGES TO YOU.



Hanger Conversion Chart USP JUS26 THD26 THD26-2 HJC26 MSH422	Simpson LUS26 HUS26 HHUS26-2 THJA26 THA422	Client: PARKS BUILDING SUPPLY Job Name: JSJ-DEWBERRY B-WFS #46 ROOF Model: Lot #: 46 Order #: 22-1329-A Sales Rep: C Smiley	Designer: J S Date: 3/2/2022
	733 RIVER PARK DRIVE DANVILLE, VA 24540 (434) 793-0217 FAX: (434) 799-8767	RIVERSIDE ROOF TRUSS, LLC Roof Surface Area: 2856 ft² Sq. Ft. Floor Surface Area: 126 ft² Sq. Ft.	Approved By: _____ Date: _____