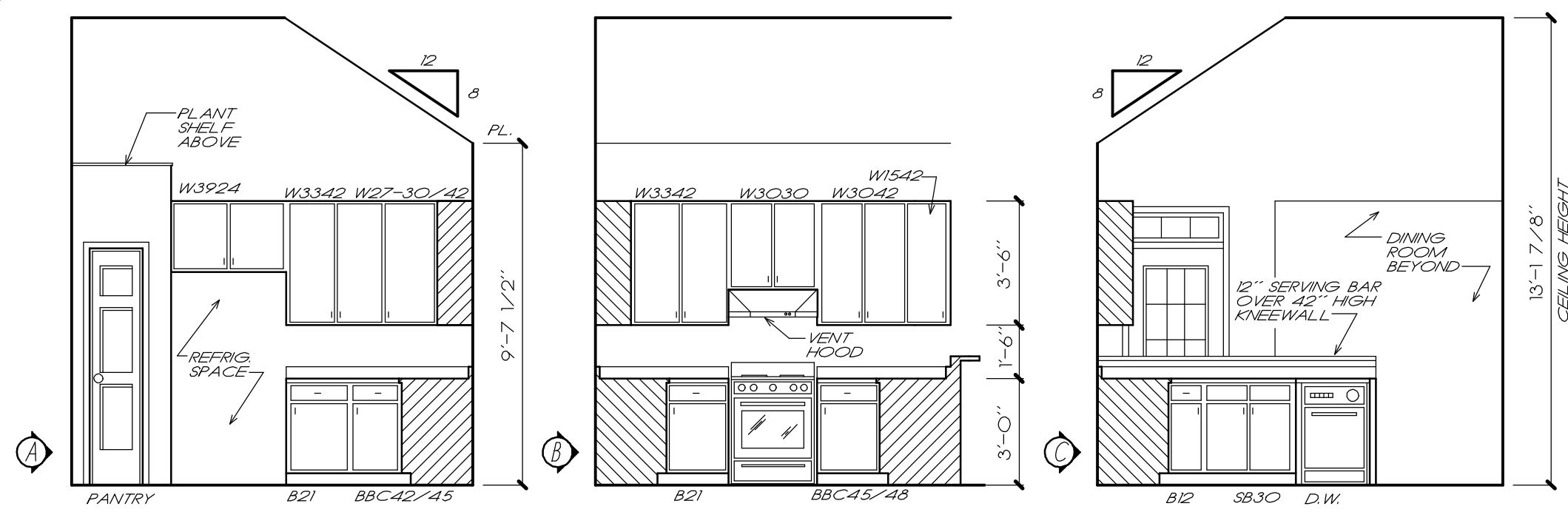
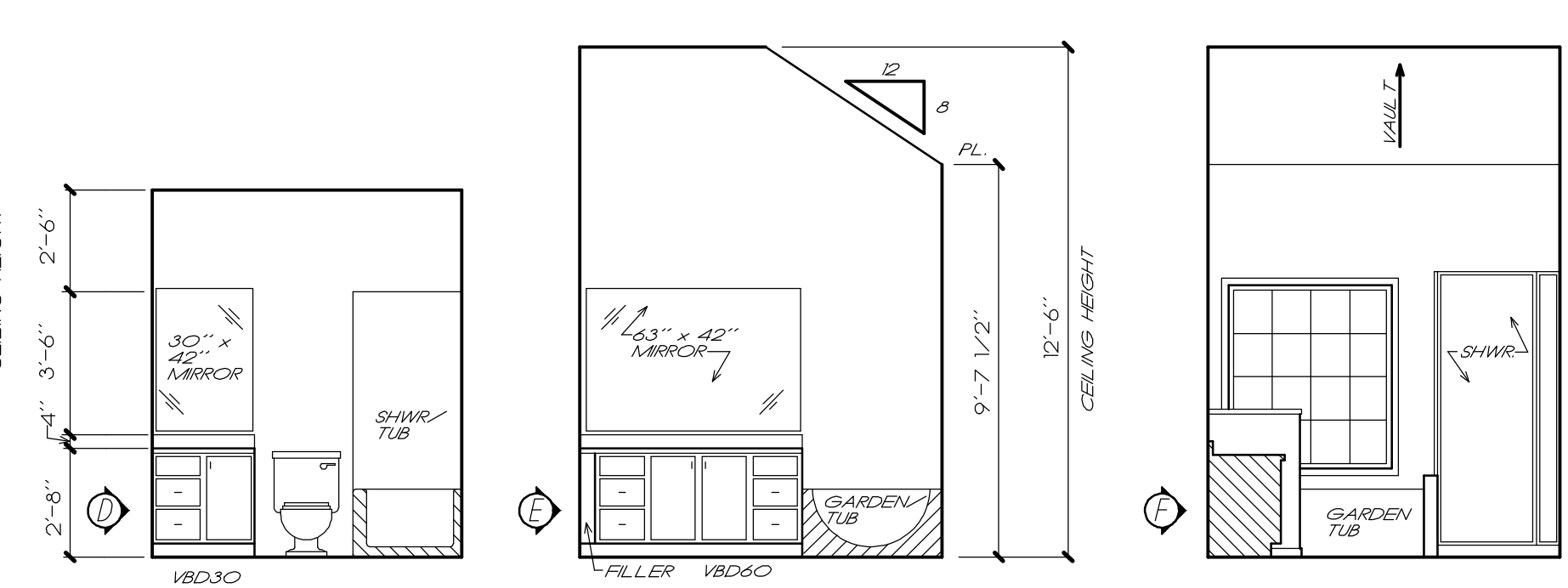


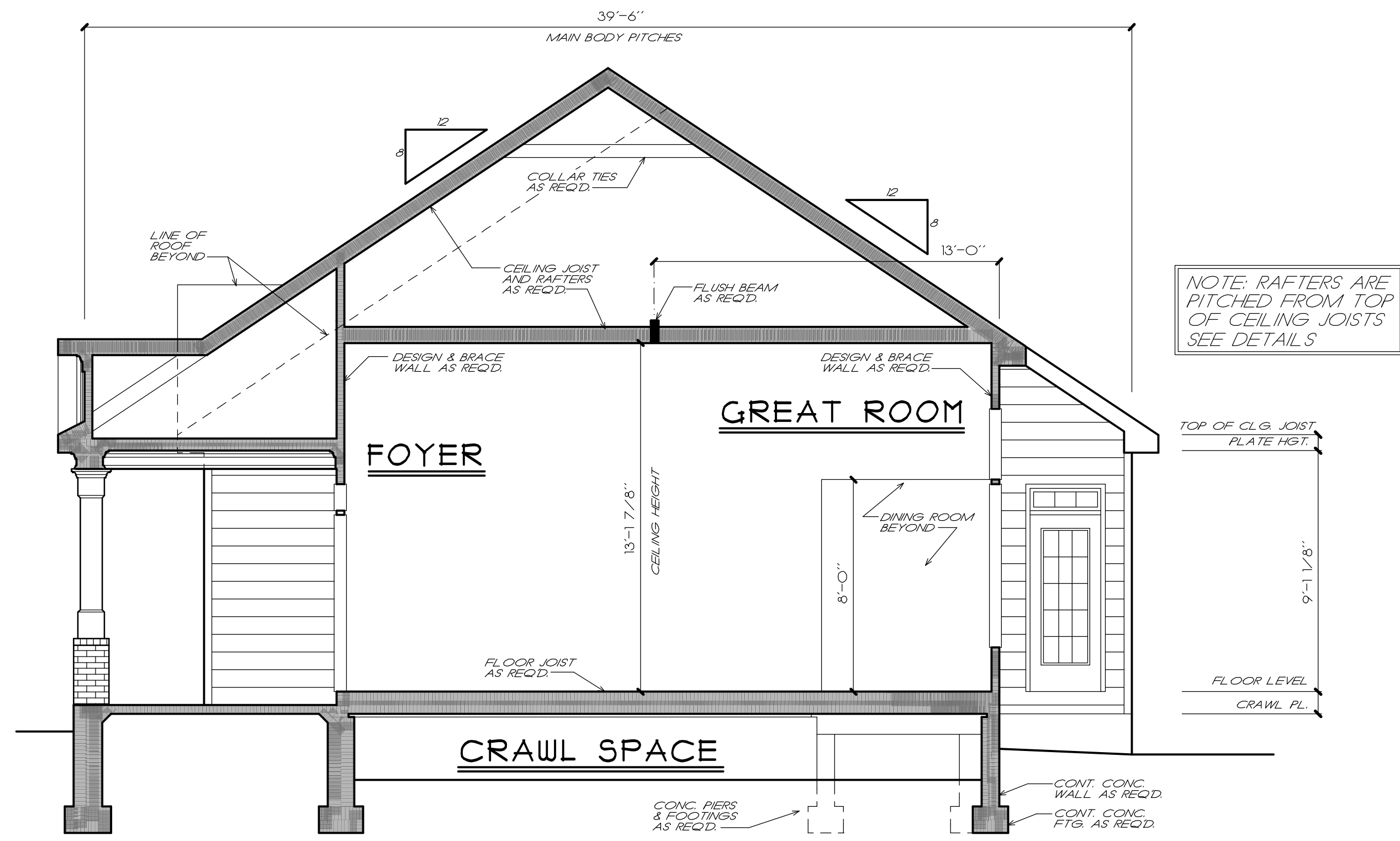
TIME: 12:20 PM DATE: 11-27-2001 PATH: NAME: X:\BOOK24\BUCKNER\1304407.DCS



**KITCHEN ELEVATIONS**  
1/4" = 1'-0"



**BATH ELEVATIONS**  
1/4" = 1'-0"



**1 TRANSVERSE SECTION**  
5 1/4" = 1'-0"

COPYRIGHT © 2001 BY FRANK BETZ ASSOCIATES, INC., NOT TO BE REPRODUCED

FRANK BETZ ASSOCIATES, INC. ASSUMES NO LIABILITY FOR ANY CHANGES OR MODIFICATIONS MADE TO THESE PLANS BY OTHERS.

DATE	REV	DATE	REV
11-27-01		11-27-01	

**HOMEPANS**  
Designed for Today's Market®  
www.frankbetz.com

**K. & B. ELEVS./ SECTIONS**  
**THE BUCKNER**

**FRANK BETZ ASSOCIATES, INC.**  
DESIGNERS OF CUSTOM AND STOCK HOMEPANS  
3550 GEORGE BUSBEE PARKWAY  
SUITE 190  
KENNESAW, GEORGIA 30144  
770-431-0888 888-717-3003

BY THH CK WMB

DATE 05-08-01

SHEET  
**5**  
OF 5

Copyright Frank Betz Associates, Inc. All Rights Reserved. The Duplication, Reproduction, Copying, Sale, Rental, Lending, or any other distribution or use of these plans without the express written consent of Frank Betz Associates, Inc. is strictly prohibited unless expressly authorized in writing by Frank Betz Associates, Inc.