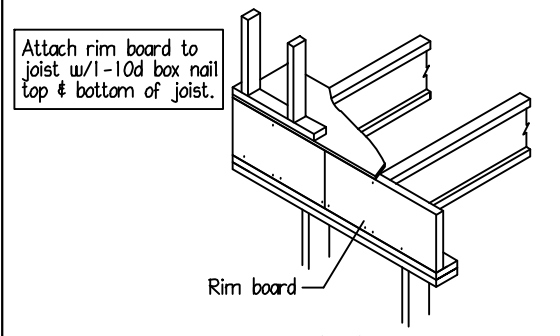

(A3) Must have 1 3/4" minimum joist bearing at ends

For information on lateral load capacities refer to literature or local dealership.

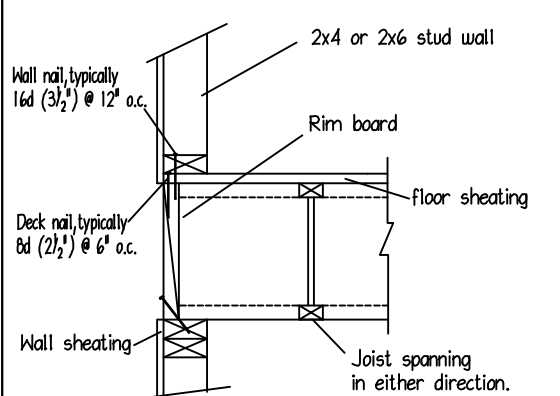

(A7)

CONNECTION OF MULTIPLE PIECES OF TOP-LOADED BEAMS

LVL & PSL (1 3/4" Width Pieces)

- Minimum of 2 rows 16d (3 1/2") nails at 12" o.c.
- Minimum of 3 rows 16d (3 1/2") nails at 12" o.c. for 14", 16", 18" beams.
- Multiple pieces of LVL & PSL can be nailed or bolthed together to form a header or beam of the required size, up to a maximum with of 7 inches. Minimum of 2 rows 1/2" bolts at 24" o.c. staggered.

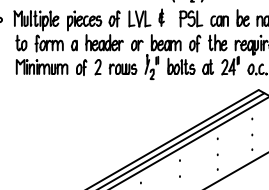

(L6) For side-loaded multiple member beams, additional nailing or bolting may be required. See current Joist literature.

LVL HANGER NAILS INSTALLATION

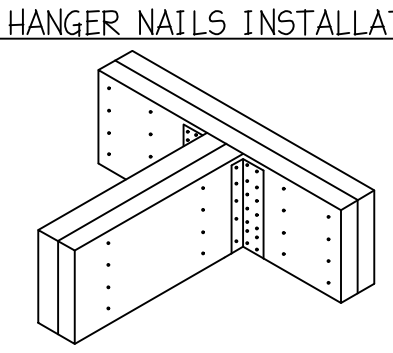

FILL ALL NAIL HOLES USING 16D COMMON (0.162 X 3 1/2") NAILS. DO NOT USE AIR GUN NAILS OR N10D NAILS.

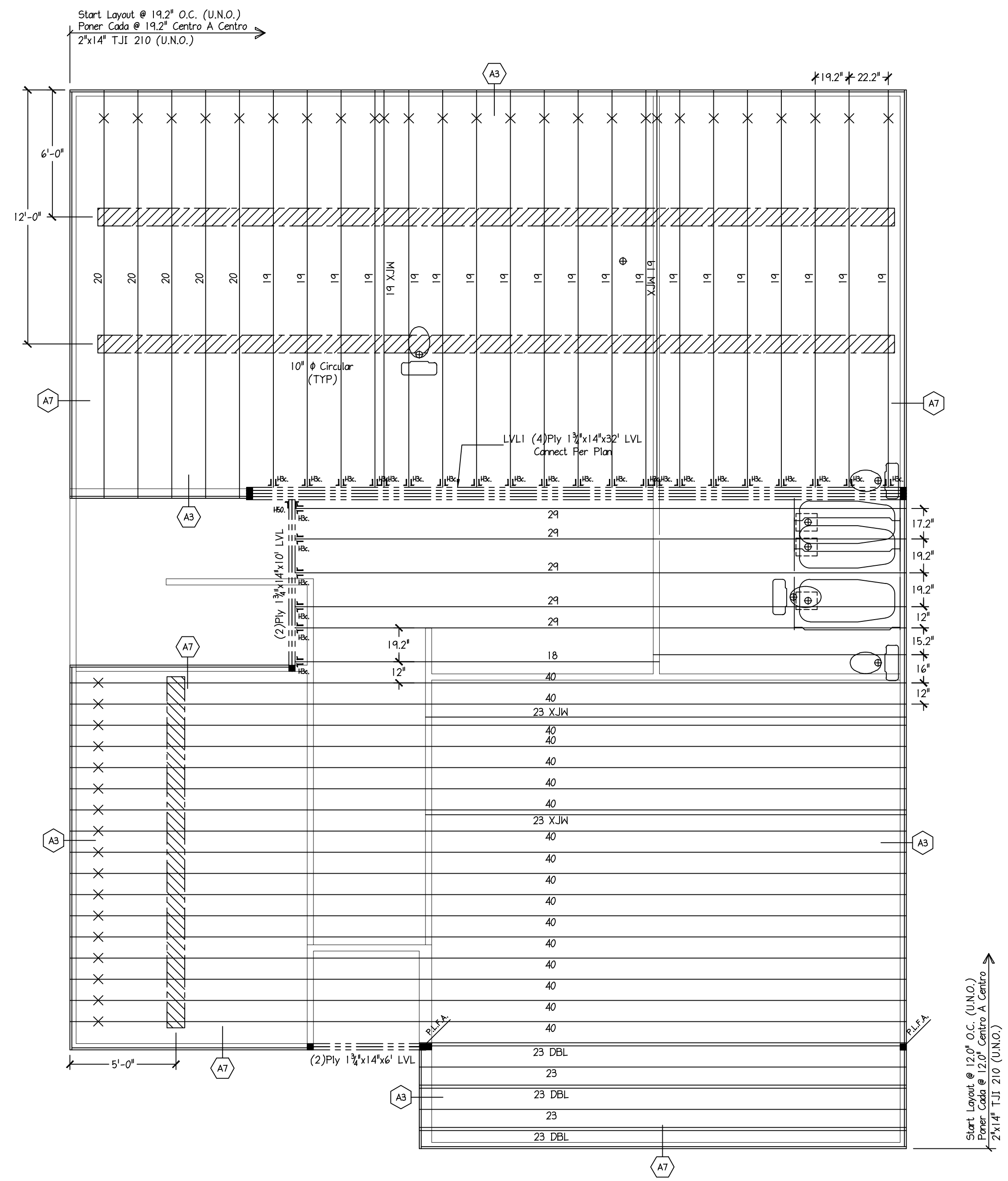

2ND FLOOR I-JOIST PLACEMENT PLAN

MATTAMY HOMES - LOT 88 PROVIDENCE CREEK - VOYAGEUR

ENGINEERED WOOD MATERIAL LIST

MATTAMY HOMES

LOT 88 PROVIDENCE CREEK - VOYAGEUR

2ND FLOOR I-JOIST PLACEMENT PLAN

MARK	QTY	CUT LENGTH	DESCRIPTION <Holes>
12	1	12'-0"	2" x 14" TJI 210
18	1	18'-0"	2" x 14" TJI 210
19a	21	19'-0"	2" x 14" TJI 210 < 2 >
20a	5	20'-0"	2" x 14" TJI 210 < 2 >
23	10	23'-0"	2" x 14" TJI 210
29	5	29'-0"	2" x 14" TJI 210
40a	17	40'-0"	2" x 14" TJI 210 < 1 > [Total 1584']

BEAMS AND HEADERS

LVL	2	10'-0"	1 3/4" x 14" LVL 2.0E (Flush)
LVL	2	6'-0"	1 3/4" x 14" LVL 2.0E (Flush)
LVL1	4	32'-0"	1 3/4" x 14" LVL 2.0E (Flush)

ACCESSORIES & OTHER MATERIALS (Simpson Hangers)

ITEM	QTY	UNIT	DESCRIPTION
14" Rim	185	LF	1 1/8"x14" TJ Rim 16 pcs@12' or 12 pcs@16'
H50	1	PCS	HHUS410 3 1/2" Face Mnt -Bm Hgr
H3c	27	PCS	IUS2.06/14 Single Face Mnt Hanger
10CUT14C	69	HOLE	10" Circular Cutout
TJLAYOUT	1	PCS	TJI Placement Layout
TJGUIDE	1	PCS	TJI Installation Guide

SEE MATERIAL LIST FOR DEPTH, SERIES & LENGTH

- 30 —MARK INDICATES I-JOIST
- TSH —MARK INDICATES TIMBERSTRAND HDR, LSL
- ML —MARK INDICATES MICRO=LAM, LVL
- PI —MARK INDICATES PARALLAM, PSL
- GL INDICATES GLUE-LAM
- (B1) INDICATES A SECTION FROM THE INSTALLATION GUIDE DETAIL IS ALSO SHOWN ON THIS SHEET
- L.B.W.A. LOAD BEARING WALL ABOVE
- B.B.O. BEAM BY OTHERS
- EXTRA EXTRA JOIST ADDED
- XJW EXTRA JOIST (1) UNDER WALL
- DBL DOUBLE JOIST (2)
- TRPL TRIPLE JOIST (3)
- B.P. I-JOIST BLOCKING PANEL
- RB 1 1/4" OR 1 1/8" RIM BOARD
- PLFA CONCENTRATED POINT LOAD FROM ABOVE
- DROP BEAM
- FLUSH BEAM

THIS SHOP DRAWING IS BASED ON THE FOLLOWING

PROJECT LOCATION :

PROJECT NUMBER :

ARCHITECT DWGS BY :

ARCH LATEST REVISION :

ARCH DWGS DATE :

CHECKED BY :

STRUCTURAL REVIEW BY :

DATE :

REV	BY	DATE / DESC.
SD	JDS	11/11/21

DESIGN DATA

LIVE 40 PSF
DEAD 10 PSF
TOTAL LOAD = 50 PSF

STRESS DURATION = 100%
DEFLECTION CRITERIA : (L/480)

POINT LOAD FROM ABOVE (P.L.F.A.)

P.L.F.A. USE SOLID BLOCKING TO TRANSFER LOAD FROM ABOVE TO FOUNDATION

DO NOT CUT ORANGE END
NO CORTE EL COLOR NARANJA

"X" INDICATES ORANGE END
"X" INDICAR EL COLOR NARANJA

SCALE: 1/4" = 1'-0" 0 5' 10'

Atlantic Group RALEIGH, NC 401 VALLEY FORGE RD. HILLSBOROUGH, NC 27278 V: (919) 644-1281 F: (919) 644-7488
COPYRIGHT 2000
Builders FirstSource

GENERAL NOTES

1.) READ MANUFACTURERS' INSTALLATION GUIDE BEFORE FRAMING. (COORDINATE APPROPRIATE GUIDE FOR SERIES FOR I-JOIST BEING USED.)
2.) WALLS NOT SHOWN HAVE BEEN CONSIDERED NON-LOAD BEARING.
3.) FLOOR SHEATHING TO BE GLUED AND NAILED TO I-JOIST FRAMING MEMBERS IN ACCORDANCE WITH THE RECOMMENDATIONS OF THE AMERICAN PLYWOOD ASSOCIATION (APA).
4.) CERAMIC TILE FLOORS SHOULD BE SUPPORTED PER TILE COUNCIL OF AMERICA (TCA) RECOMMENDATIONS.
5.) PROVIDE PLUMBING AND HVAC CONTRACTORS WITH MANUFACTURERS' INSTALLATION GUIDE FOR HOLE CUTTING CHARTS AND OTHER DETAILS.
6.) BUILDER TO VERIFY LOCATION OF PLUMBING DROPS AND SHIFT JOISTS A MAXIMUM OF 2 INCHES.
7.) HANGERS TO BE INSTALLED PER MANUFACTURERS' RECOMMENDATIONS.
8.) ALL CEILING JOISTS AND RAFTER BRACING TO BEAR ON LOAD BEARING WALLS OR BEAMS DESIGNED TO CARRY LOAD TO THE FOUNDATION.
9.) TO ATTACH DECK LEDGER, USE ADEQUATE BAND BOARD PER MANUFACTURERS' RECOMMENDATION.

BUILDER: MATTAMY HOMES

MODEL: LOT 88 PROVIDENCE CREEK - VOYAGEUR

2ND FLOOR I-JOIST PLACEMENT PLAN

TIME: WEDNESDAY, 8 DECEMBER 2021 - 4:16 PM

FILE: I:\...ATTAMY HOMES\LOT 88 PROVIDENCE CREEK - VOYAGEUR.DWG

DRAWN BY: NJH DATE: 12/8/21

SHEET: 1 OF 1 SHEETS