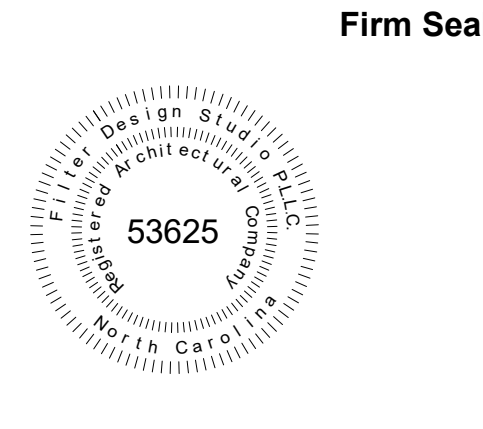



GENERAL NOTES

- THESE ARCHITECTURAL DRAWING REQUIRE COORDINATED STRUCTURAL DRAWINGS. PRIOR TO FRAMING. ALL STRUCTURAL DRAWINGS AND LETTERS ARE TO BE REVIEWED BY THE ARCHITECT PRIOR TO CONSTRUCTION. THESE ARCHITECTURAL DRAWINGS ARE BASED ON FIELD MEASUREMENTS, ACTUAL CONDITIONS MAY VARY. ANY DEVIATION FROM THE DRAWINGS SHALL REQUIRE NOTIFICATION OF THE ARCHITECT.
- ADJUSTMENTS TO BEARING PLATES AND ROOF SLOPES MAY NEED TO BE MADE TO KEEP FASCIA ALIGNMENTS IN THE FIELD. THE ALIGNMENT OF FASCIAS IN THE ELEVATIONS IF FOR DESIGN INTENT.
- CONTRACTOR SHALL COMPLY WITH THE NORTH CAROLINA RESIDENTIAL BUILDING CODE 2018.
- ALL MEMBER SIZES, FOOTINGS, FOUNDATIONS, REINFORCEMENTS, AND ATTACHMENTS ARE FOR DESIGN INTENT ONLY AND SHALL BE ENGINEERED BY STRUCTURAL ENGINEER. IN THE EVENT OF CONFLICTS BETWEEN ENGINEERING AND ARCHITECTURE DRAWINGS, THE ARCHITECT SHALL BE NOTIFIED PRIOR TO CONSTRUCTION.
- ARCHITECT SHALL BE NOTIFIED OF DIMENSION AND OTHER CONFLICTS WITHIN THE DRAWINGS PROMPTLY AND PRIOR TO CONSTRUCTION.
- ARCHITECT SHALL BE NOTIFIED OF CLIENT OR CONTRACTOR INITIATED CHANGES TO THESE DOCUMENTS PRIOR TO CONSTRUCTION OF SAID CHANGES.

STRUCTURAL NOTES

- CONTRACTOR RESPONSIBLE FOR PROVIDING STRUCTURAL DRAWINGS AND SHOP DRAWINGS FOR ARCHITECT AND OWNER FOR REVIEW, REGARDLESS OF PERMIT APPROVAL. STRUCTURAL ENGINEER MUST REVIEW TRUSS AND PRE-ENGINEERED ROOF AND FLOOR SHOP DRAWINGS FOR DESIGN INTENT.
- IN ANY CASE OF CONFLICT BETWEEN THE NOTES, DETAILS AND SPECIFICATIONS, THE ARCHITECT SHALL BE NOTIFIED CONTRACTOR SHALL MAKE NO DEVIATION FROM CONTRACT DOCUMENTS WITHOUT WRITTEN APPROVAL OF THE ENGINEER AND ARCHITECT.
- THE CONTRACTOR SHALL VERIFY ALL DIMENSIONS AND CONDITIONS AND COORDINATE WITH ARCHITECTURAL DRAWINGS, DRAWINGS FROM OTHER CONSULTANTS, PROJECT SHOP DRAWINGS AND FIELD CONDITIONS.
- THE CONTRACTOR SHALL PROTECT EXISTING FACILITIES, STRUCTURES AND UTILITY LINES FROM ALL DAMAGE.



Architecture
Company: Filter Design Studio, P.L.L.C.
Architect: Ryan Edwards
Address: PO Box 735
Morehead City, NC 28557
Phone: 919-422-5598
Email: ryan@filterdesignstudio.com

Landscape Architecture
Company: Filter Design Studio, P.L.L.C.
Landscape Architect: Thomas "Jay" Horton
Address: PO Box 735
Morehead City, NC 28557
Phone: 252-230-0788
Email: jay@filterdesignstudio.com



Proposed Residence - Atkins Road

Permit Documents

2021-10-26

Proposed Residence
 Atkins Road
 Fuquay Varina, North Carolina
 All drawing and designs are protected by commonlaw copyright and exclusively belong to Filter Design Studio, P.L.L.C. All use, printing, construction and modifications require express permission

CONTACT INFORMATION

ARCHITECT
FIRM NAME: FILTER DESIGN STUDIO, P.L.L.C.
CONTACT: RYAN EDWARDS, AIA, NCARB
EMAIL: RYAN@FILTERDESIGNSTUDIO.COM
PHONE: (919) 422-5598
MAIL: 707 BRIDGES STREET
MOREHEAD CITY, NC 28557

STRUCTURAL ENGINEER
FIRM NAME:
CONTACT:
EMAIL:
PHONE:
MAIL:

GENERAL CONTRACTOR
FIRM NAME: CUNNINGHAM CONSTRUCTION
CONTACT: WORTH CUNNINGHAM
EMAIL: WORTH@CUNNINGHAM-CONSTRUCTION.COM
PHONE: (252) 726-0066
MAIL: PO BOX 345
MOREHEAD CITY, NC 28557

PROPERTY INFORMATION

PROPERTY MAILING ADDRESS
UNASSIGNED

PIN
0664-68-9378.000

PROJECT DESCRIPTION
CONSTRUCTION OF 2 STORY RESIDENTIAL HOME WITH ATTACHED GARAGE.

Sheet List				
Sheet Number	Sheet Name	Sheet Issue Date	Current Revision	Current Revision Date
00 - GENERAL				
G000	Cover	10/26/21		
01 - SITE				
LA100	Site Plan	10/26/21		
02 - ARCHITECTURE				
A100	Architectural Foundation Plan	10/26/21		
A101	1st Floor Plan	10/26/21		
A102	2nd Floor Plan	10/26/21		
A103	Roof Plan	10/26/21		
A201	Exterior Elevations	10/26/21		
A202	Exterior Elevations	10/26/21		
A203	Exterior Elevations	10/26/21		
A301	Building Sections	10/26/21		
A302	Building Sections	10/26/21		
A303	Building Sections	10/26/21		
A304	Building Sections	10/26/21		
A401	Wall Sections	10/26/21		
A402	Wall Sections	10/26/21		
A403	Wall Sections	10/26/21		
A404	Wall Sections	10/26/21		
A501	Details	10/26/21		
A502	Window Details	10/26/21		
A503	Door Details	10/26/21		

No.	Description	Date

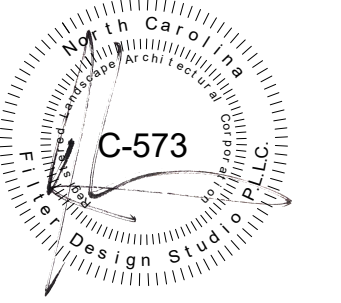
Cover

Project number: 21-008
Date: 10/26/21

G000


Scale: 1/4" = 1'-0"

Landscape Architect Seal



10/26/2021

Firm Seal

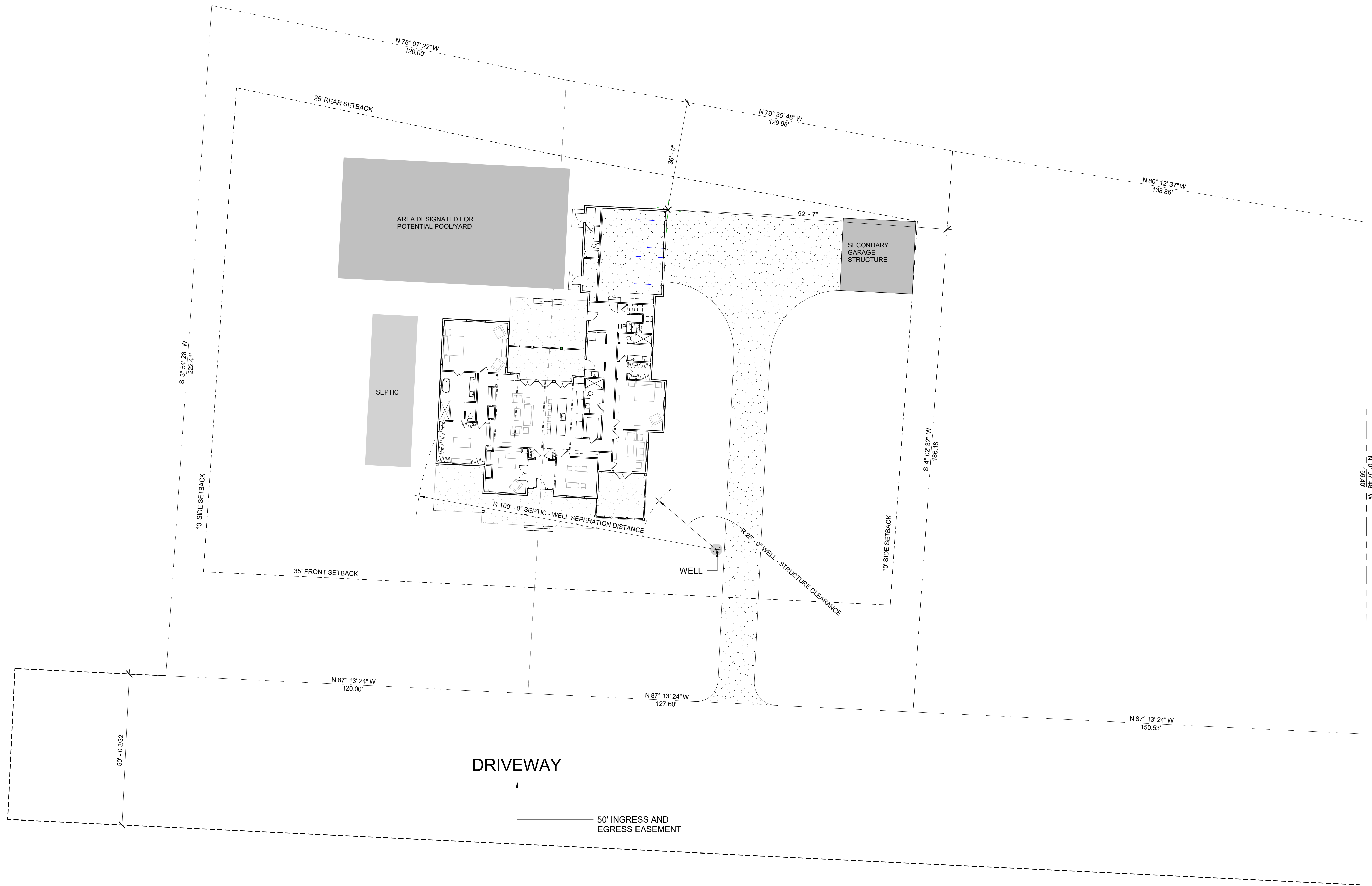


Architecture

Company: Filter Design Studio, P.L.L.C.
Architect: Ryan Edwards
Address: PO Box 735
Morehead City, NC 28557
Phone: 919-422-5598
Email: ryan@filterdesignstudio.com

Landscape Architecture

Company: Filter Design Studio, P.L.L.C.
Landscape Architect: Thomas "Jay" Horton
Address: PO Box 735
Morehead City, NC 28557
Phone: 252-230-0788
Email: jay@filterdesignstudio.com



Proposed Residence

Atkins Road
Fuquay Varina, North Carolina

All drawing and designs are protected by commonlaw copyright and exclusively belong to Filter Design Studio, P.L.L.C. All use, printing, construction and modifications require express permission

No.	Description	Date

Site Plan

Project number: 21-008
Date: 10/26/21


LA100

Scale: 1/16" = 1'-0"



TRUE NORTH

Architect Seal



10/26/2021

Firm Seal



Architecture

Company: Filter Design Studio, P.L.L.C.
Architect: Ryan Edwards
Address: PO Box 735
Morehead City, NC 28557
Phone: 919-422-5598
Email: ryan@filterdesignstudio.com

Landscape Architecture

Company: Filter Design Studio, P.L.L.C.
Landscape Architect: Thomas "Jay" Horton
Address: PO Box 735
Morehead City, NC 28557
Phone: 252-230-0788
Email: jay@filterdesignstudio.com

Proposed Residence

Atkins Road
Fuquay Varina, North Carolina

All drawing and designs are protected by commonlaw copyright and exclusively belong to Filter Design Studio, P.L.L.C. All use, printing, construction and modifications require express permission

No.	Description	Date

**Architectural
Foundation Plan**

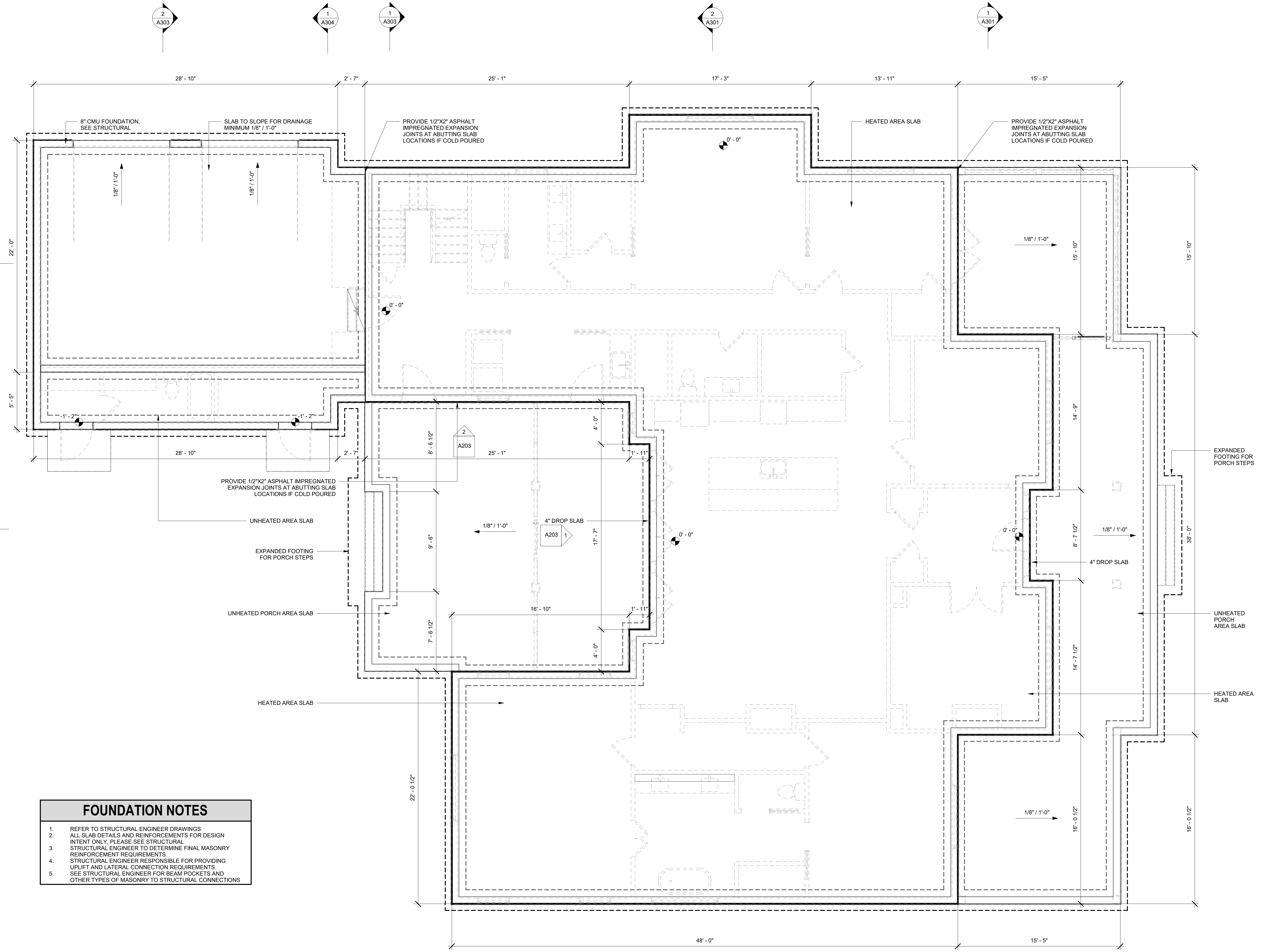
Project number: 21-008
Date: 10/26/21

A100


Scale: 1/4" = 1'-0"

FOUNDATION NOTES

- REFER TO STRUCTURAL ENGINEER DRAWINGS
- ALL SLAB DETAILS AND REINFORCEMENTS FOR DESIGN INTENT ONLY, PLEASE SEE STRUCTURAL
- STRUCTURAL ENGINEER TO DETERMINE FINAL MASONRY REINFORCEMENT REQUIREMENTS.
- STRUCTURAL ENGINEER RESPONSIBLE FOR PROVIDING UPLIFT AND LATERAL CONNECTION REQUIREMENTS.
- SEE STRUCTURAL ENGINEER FOR BEAM POCKETS AND OTHER TYPES OF MASONRY TO STRUCTURAL CONNECTIONS



Architect Seal



10/26/2021

Firm Seal



Architecture

Company: Filter Design Studio, P.L.L.C.
Architect: Ryan Edwards
Address: PO Box 735
Morehead City, NC 28557
Phone: 919-422-5598
Email: ryan@filterdesignstudio.com

Landscape Architecture

Company: Filter Design Studio, P.L.L.C.
Landscape Architect: Thomas "Jay" Horton
Address: PO Box 735
Morehead City, NC 28557
Phone: 252-230-0788
Email: jay@filterdesignstudio.com

Proposed Residence

Atkins Road

Fuquay Varina, North Carolina

All drawing and designs are protected by commonlaw copyright and exclusively belong to Filter Design Studio, P.L.L.C. All use, printing, construction and modifications require express permission

No.	Description	Date

1st Floor Plan

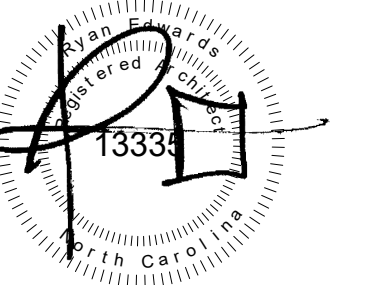
Project number: 21-008
Date: 10/26/21

A101

Scale: 1/4" = 1'-0"

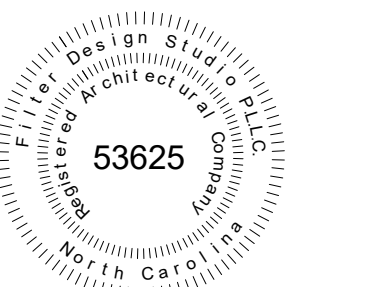


Architect Seal



10/26/2021

Firm Seal



Architecture

Company: Filter Design Studio, P.L.L.C.
Architect: Ryan Edwards
Address: PO Box 735
Morehead City, NC 28557
Phone: 919-422-5598
Email: ryan@filterdesignstudio.com

Landscape Architecture

Company: Filter Design Studio, P.L.L.C.
Landscape Architect: Thomas "Jay" Horton
Address: PO Box 735
Morehead City, NC 28557
Phone: 252-230-0788
Email: jay@filterdesignstudio.com

Proposed Residence

Atkins Road
Fuquay Varina, North Carolina

All drawing and designs are protected by commonlaw copyright and exclusively belong to Filter Design Studio, P.L.L.C. All use, printing, construction and modifications require express permission

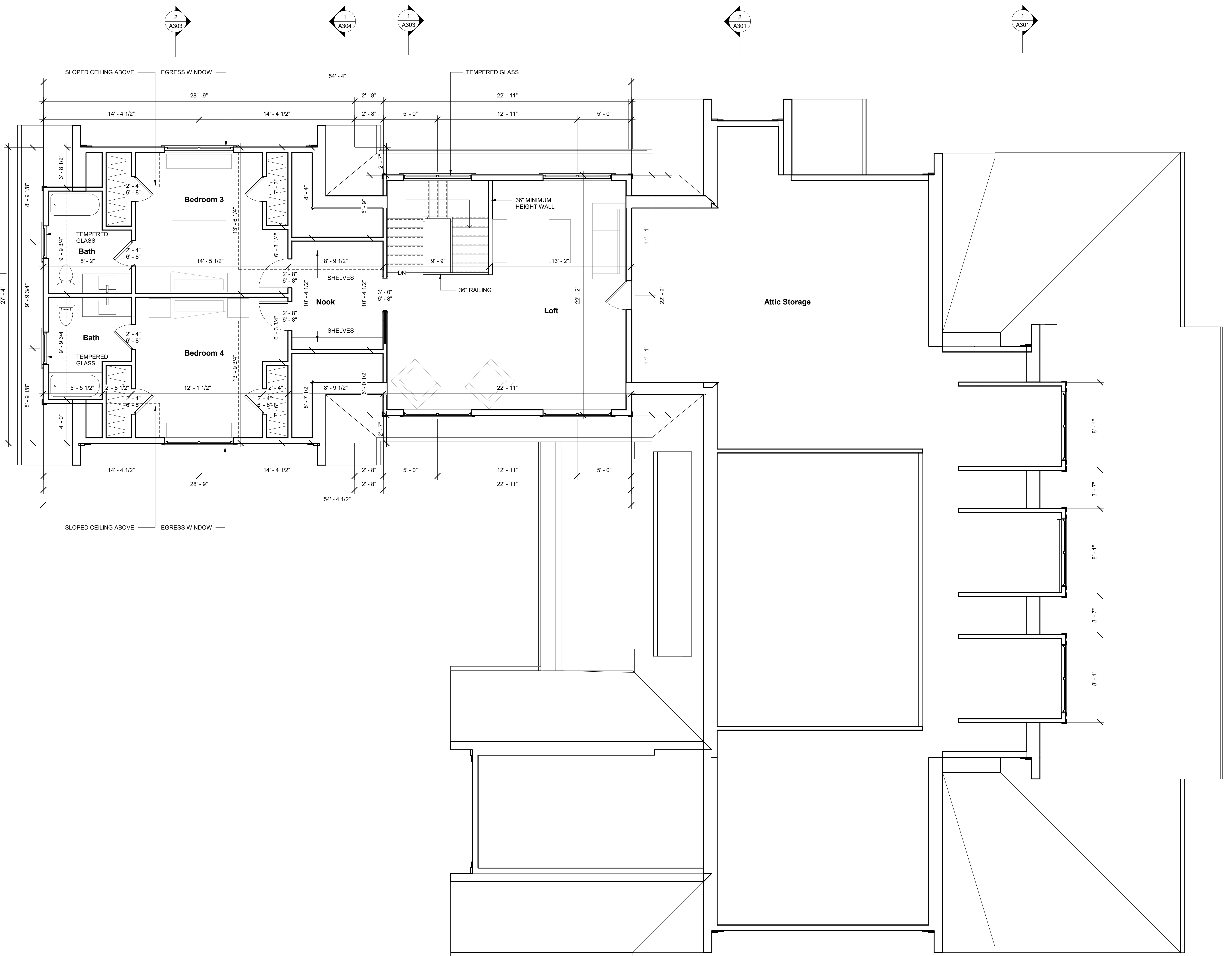
No.	Description	Date

2nd Floor Plan


Project number 21-008
Date 10/26/21

A102

Scale 1/4" = 1'-0"

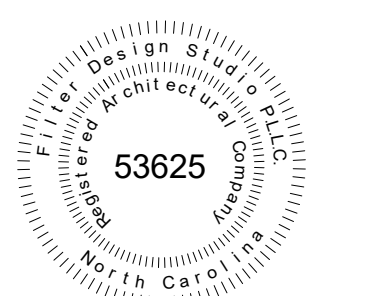


Architect Seal



10/26/2021

Firm Seal

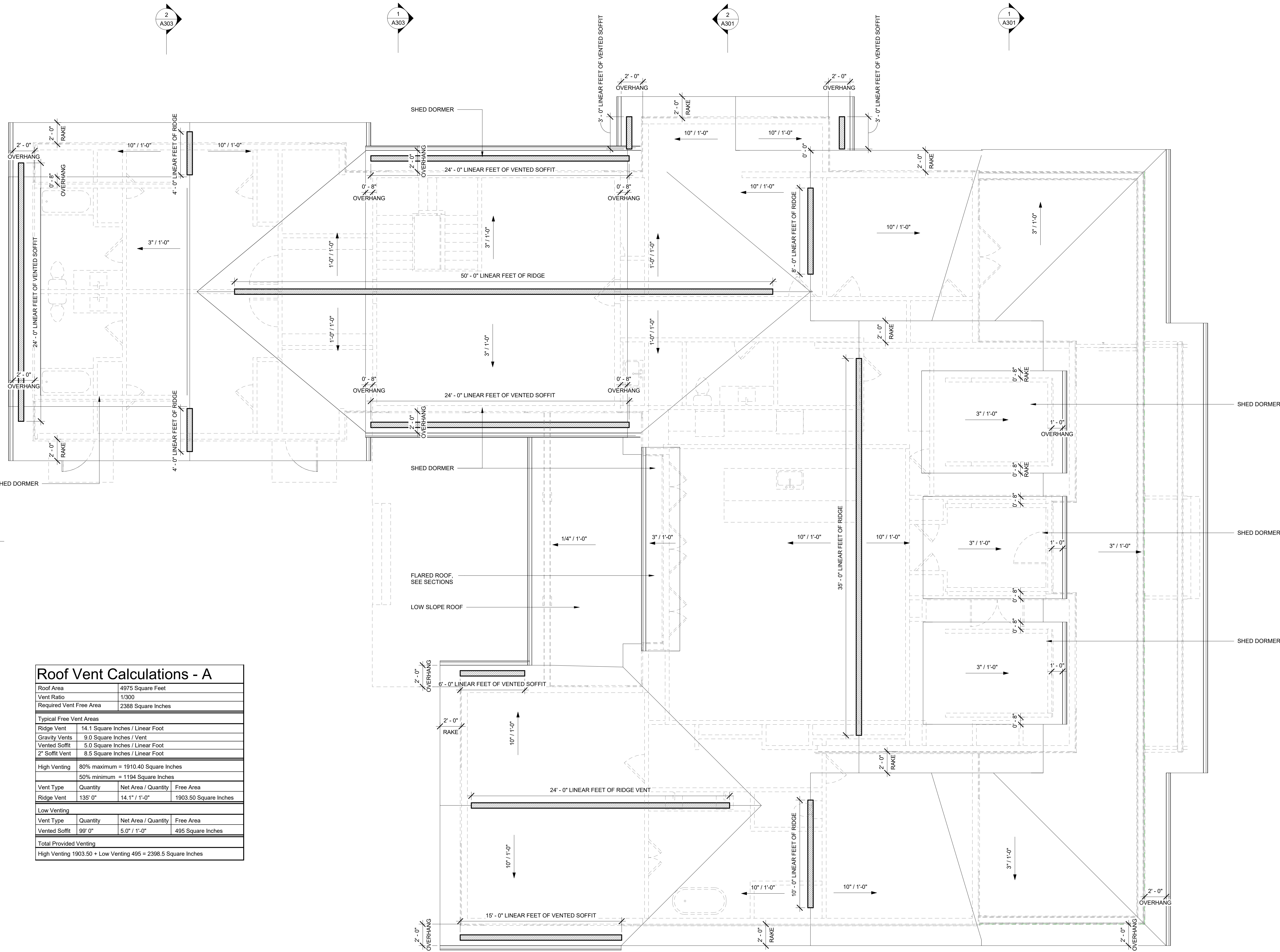


Architecture

Company: Filter Design Studio, P.L.L.C.
Architect: Ryan Edwards
Address: PO Box 735
Morehead City, NC 28557
Phone: 919-422-5598
Email: ryan@filterdesignstudio.com

Landscape Architecture

Company: Filter Design Studio, P.L.L.C.
Landscape Architect: Thomas "Jay" Horton
Address: PO Box 735
Morehead City, NC 28557
Phone: 252-230-0788
Email: jay@filterdesignstudio.com



Roof Vent Calculations - A

Roof Area	4975 Square Feet		
Vent Ratio	1/300		
Required Vent Free Area	2388 Square Inches		
Typical Free Vent Areas			
Ridge Vent	14.1 Square Inches / Linear Foot		
Gravity Vents	9.0 Square Inches / Vent		
Vented Soffit	5.0 Square Inches / Linear Foot		
2" Soffit Vent	8.5 Square Inches / Linear Foot		
High Venting			
	80% maximum = 1910.40 Square Inches		
	50% minimum = 1194 Square Inches		
Vent Type	Quantity	Net Area / Quantity	Free Area
Ridge Vent	135' 0"	14.1" / 1'-0"	1903.50 Square Inches
Low Venting			
Vent Type	Quantity	Net Area / Quantity	Free Area
Vented Soffit	99' 0"	5.0" / 1'-0"	495 Square Inches
Total Provided Venting			
High Venting 1903.50 + Low Venting 495 = 2398.5 Square Inches			

Proposed Residence

Atkins Road
Fuquay Varina, North Carolina

All drawing and designs are protected by commonlaw copyright and exclusively belong to Filter Design Studio, P.L.L.C. All use, printing, construction and modifications require express permission

No.	Description	Date


Roof Plan

Project number 21-008
Date 10/26/21

A103

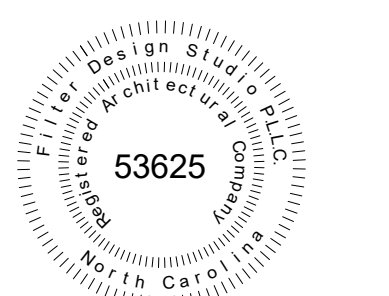
Scale 1/4" = 1'-0"

Architect Seal



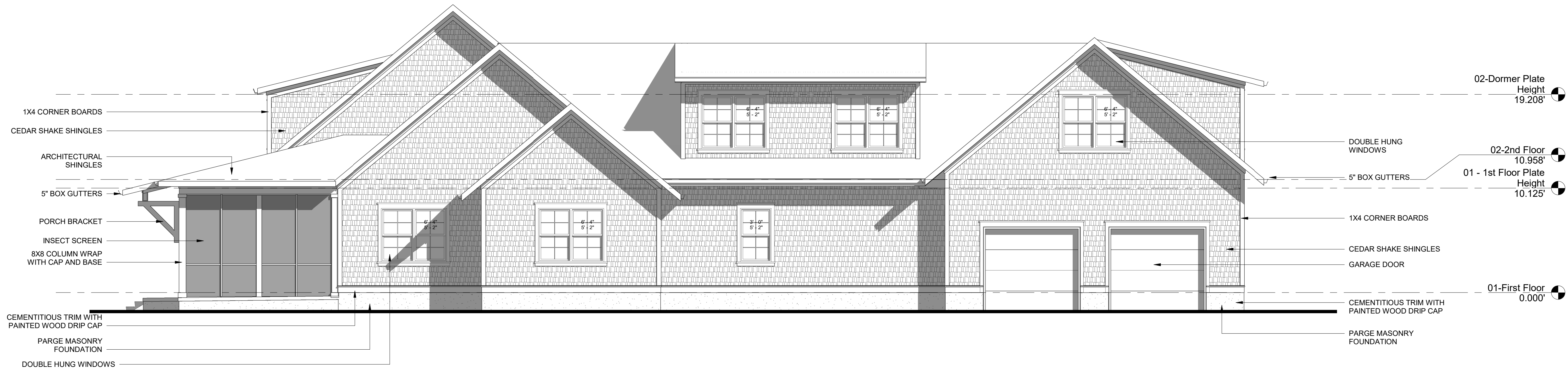
10/26/2021

Firm Seal



Architecture
Company: Filter Design Studio, P.L.L.C.
Architect: Ryan Edwards
Address: PO Box 735, Morehead City, NC 28557
Phone: 919-422-5598
Email: ryan@filterdesignstudio.com

Landscape Architecture
Company: Filter Design Studio, P.L.L.C.
Landscape Architect: Thomas "Jay" Horton
Address: PO Box 735, Morehead City, NC 28557
Phone: 252-230-0788
Email: jay@filterdesignstudio.com



Proposed Residence
Atkins Road
Fuquay Varina, North Carolina

All drawing and designs are protected by commonlaw copyright and exclusively belong to Filter Design Studio, P.L.L.C. All use, printing, construction and modifications require express permission

No.	Description	Date


Exterior Elevations

Project number: 21-008
Date: 10/26/21

A201

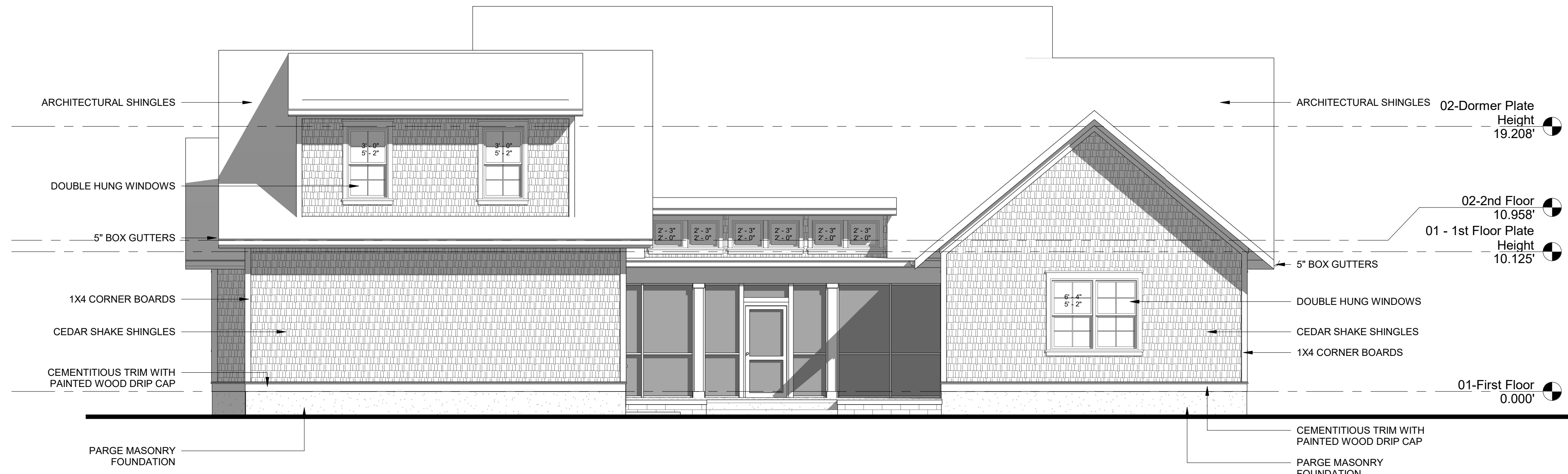
Scale: 3/16" = 1'-0"

Architect Seal



10/26/2021

Firm Seal



Architecture

Company: Filter Design Studio, P.L.L.C.
Architect: Ryan Edwards
Address: PO Box 735
Morehead City, NC 28557
Phone: 919-422-5598
Email: ryan@filterdesignstudio.com

Landscape Architecture

Company: Filter Design Studio, P.L.L.C.
Landscape Architect: Thomas "Jay" Horton
Address: PO Box 735
Morehead City, NC 28557
Phone: 252-230-0788
Email: jay@filterdesignstudio.com



Proposed Residence

Atkins Road
Fuquay Varina, North Carolina

All drawing and designs are protected by commonlaw copyright and exclusively belong to Filter Design Studio, P.L.L.C. All use, printing, construction and modifications require express permission

No.	Description	Date


Exterior Elevations

Project number 21-008
Date 10/26/21

A202

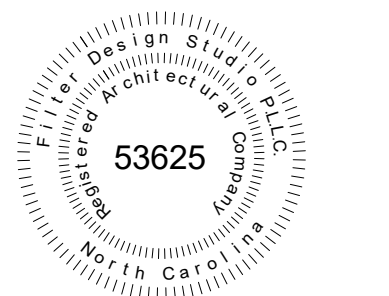
Scale 3/16" = 1'-0"

Architect Seal



10/26/2021

Firm Seal



Architecture

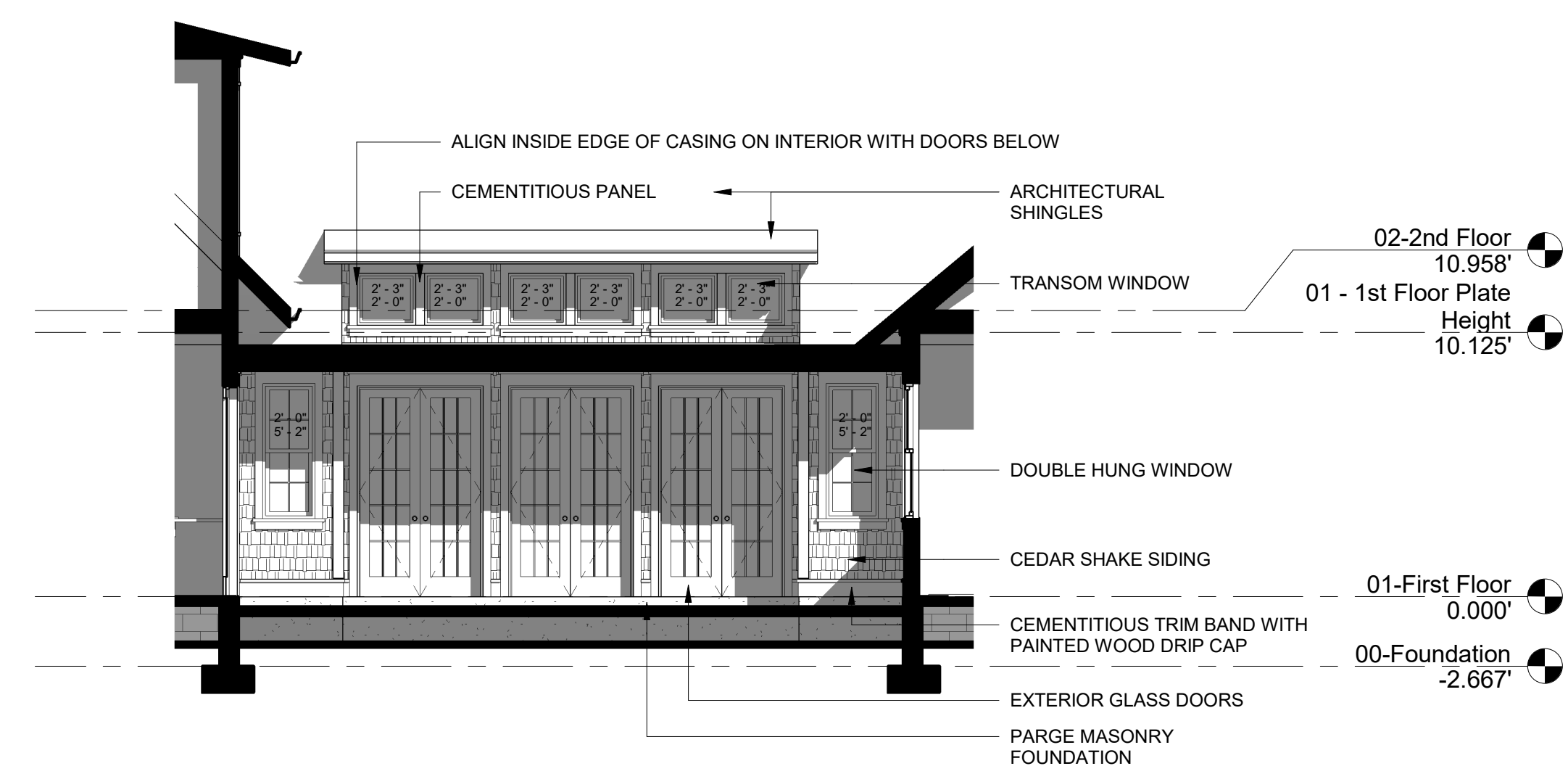
Company: Filter Design Studio, P.L.L.C.
Architect: Ryan Edwards
Address: PO Box 735
Morehead City, NC 28557
Phone: 919-422-5598
Email: ryan@filterdesignstudio.com

Landscape Architecture

Company: Filter Design Studio, P.L.L.C.
Landscape Architect: Thomas "Jay" Horton
Address: PO Box 735
Morehead City, NC 28557
Phone: 252-230-0788
Email: jay@filterdesignstudio.com



2 | Garage Rear Elevation
3/16" = 1'-0"



1 | Rear Porch Elevation
3/16" = 1'-0"

Proposed Residence


Atkins Road
Fuquay Varina, North Carolina

All drawing and designs are protected by commonlaw copyright and exclusively belong to Filter Design Studio, P.L.L.C. All use, printing, construction and modifications require express permission

No.	Description	Date

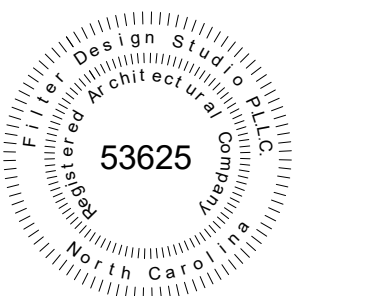
Exterior Elevations	
Project number	21-008
Date	10/26/21
A203	
Scale	3/16" = 1'-0"

Architect Seal



10/26/2021

Firm Seal

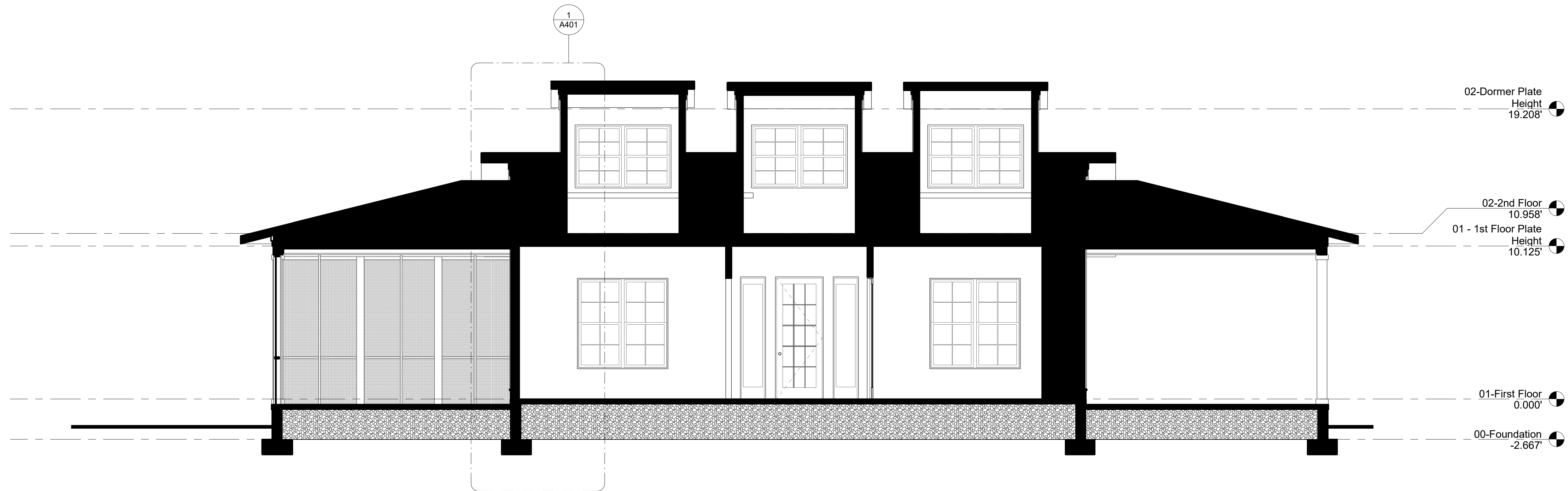


Architecture

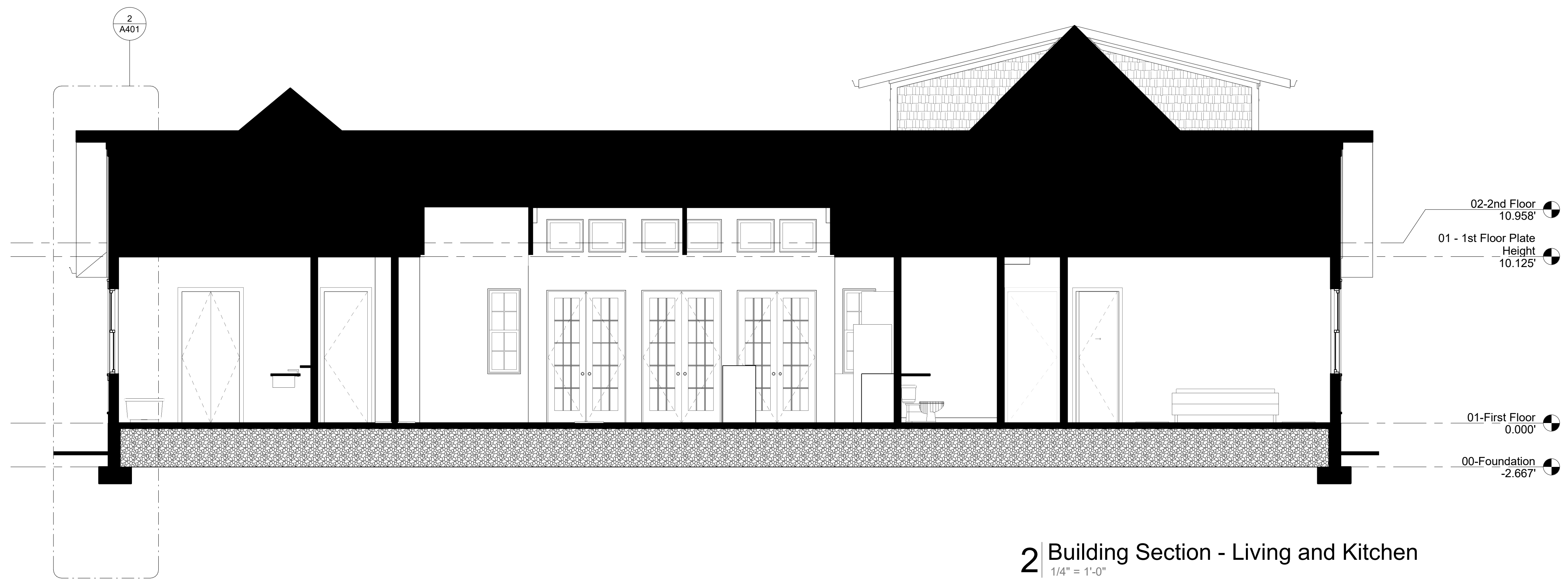
Company: Filter Design Studio, P.L.L.C.
Architect: Ryan Edwards
Address: PO Box 735
Morehead City, NC 28557
Phone: 919-422-5598
Email: ryan@filterdesignstudio.com

Landscape Architecture

Company: Filter Design Studio, P.L.L.C.
Landscape Architect: Thomas "Jay" Horton
Address: PO Box 735
Morehead City, NC 28557
Phone: 252-230-0788
Email: jay@filterdesignstudio.com



1 Building Section - Entry
1/4" = 1'-0"



2 Building Section - Living and Kitchen
1/4" = 1'-0"

Proposed Residence


Atkins Road
Fuquay Varina, North Carolina

All drawing and designs are protected by commonlaw copyright and exclusively belong to Filter Design Studio, P.L.L.C. All use, printing, construction and modifications require express permission

No.	Description	Date

Building Sections	
Project number	21-008
Date	10/26/21
A301	
Scale	1/4" = 1'-0"

Architect Seal



10/26/2021

Firm Seal



Architecture

Company: Filter Design Studio, P.L.L.C.
Architect: Ryan Edwards
Address: PO Box 735
Morehead City, NC 28557
Phone: 919-422-5598
Email: ryan@filterdesignstudio.com

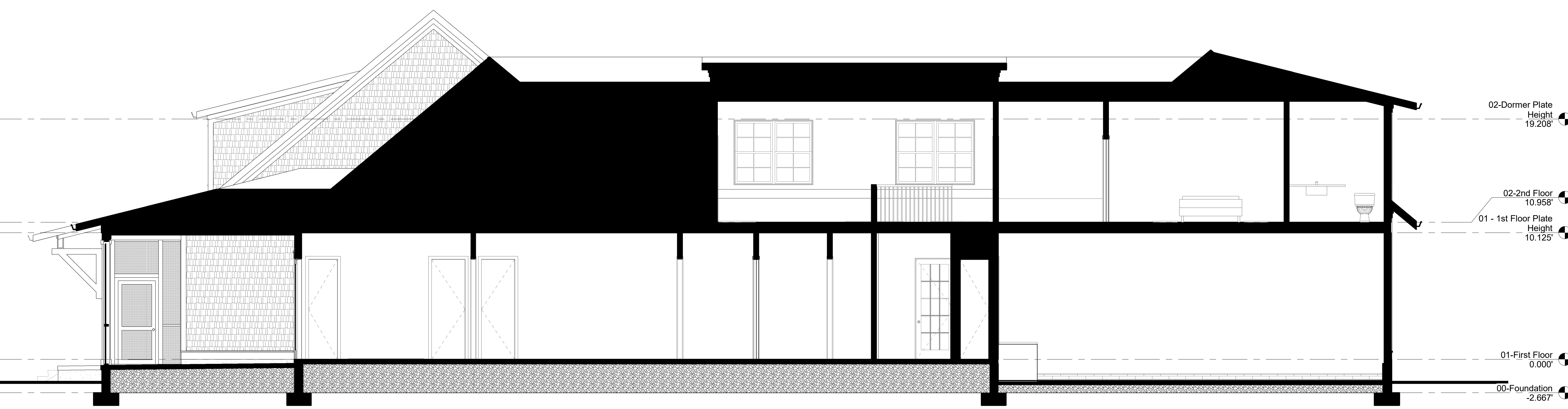
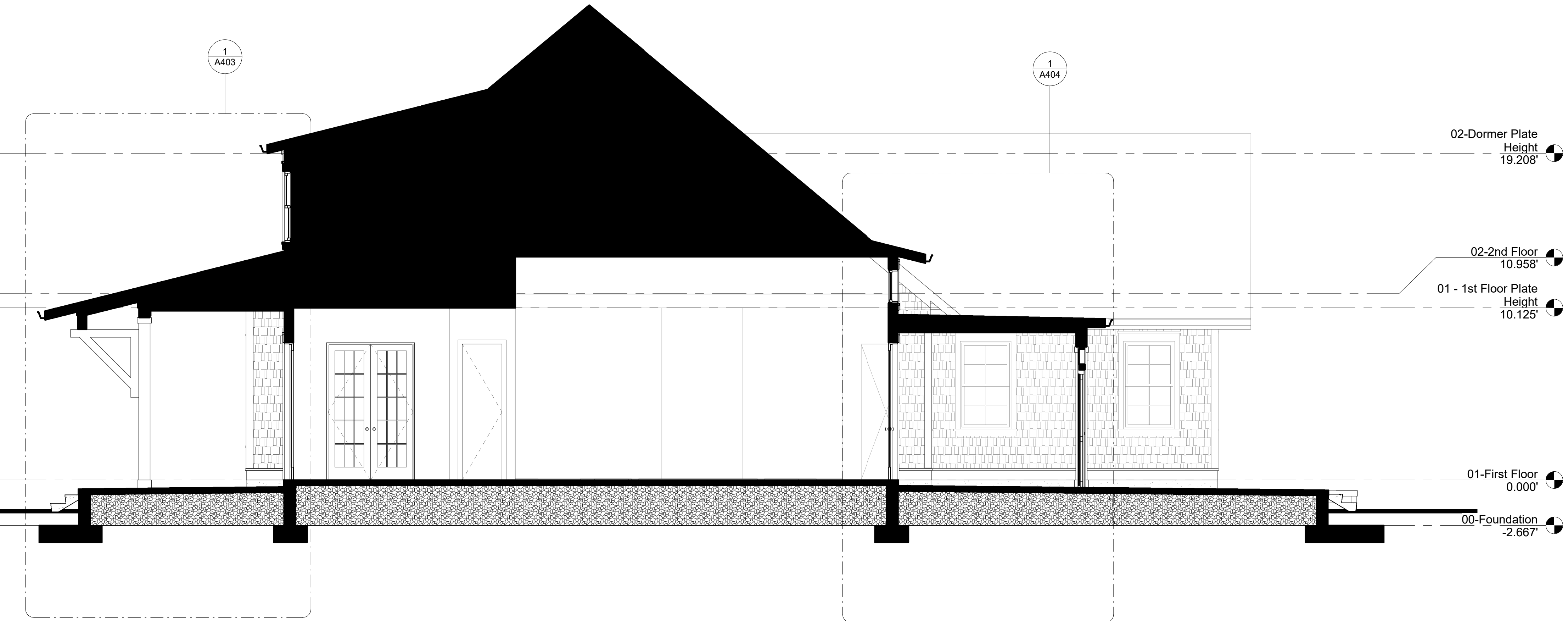
Landscape Architecture

Company: Filter Design Studio, P.L.L.C.
Landscape Architect: Thomas "Jay" Horton
Address: PO Box 735
Morehead City, NC 28557
Phone: 252-230-0788
Email: jay@filterdesignstudio.com

Proposed Residence

Atkins Road
Fuquay Varina, North Carolina

All drawing and designs are protected by commonlaw copyright and exclusively belong to Filter Design Studio, P.L.L.C. All use, printing, construction and modifications require express permission



No.	Description	Date


Building Sections

Project number: 21-008
Date: 10/26/21

A302

Scale: 1/4" = 1'-0"

Architect Seal



10/26/2021

Firm Seal

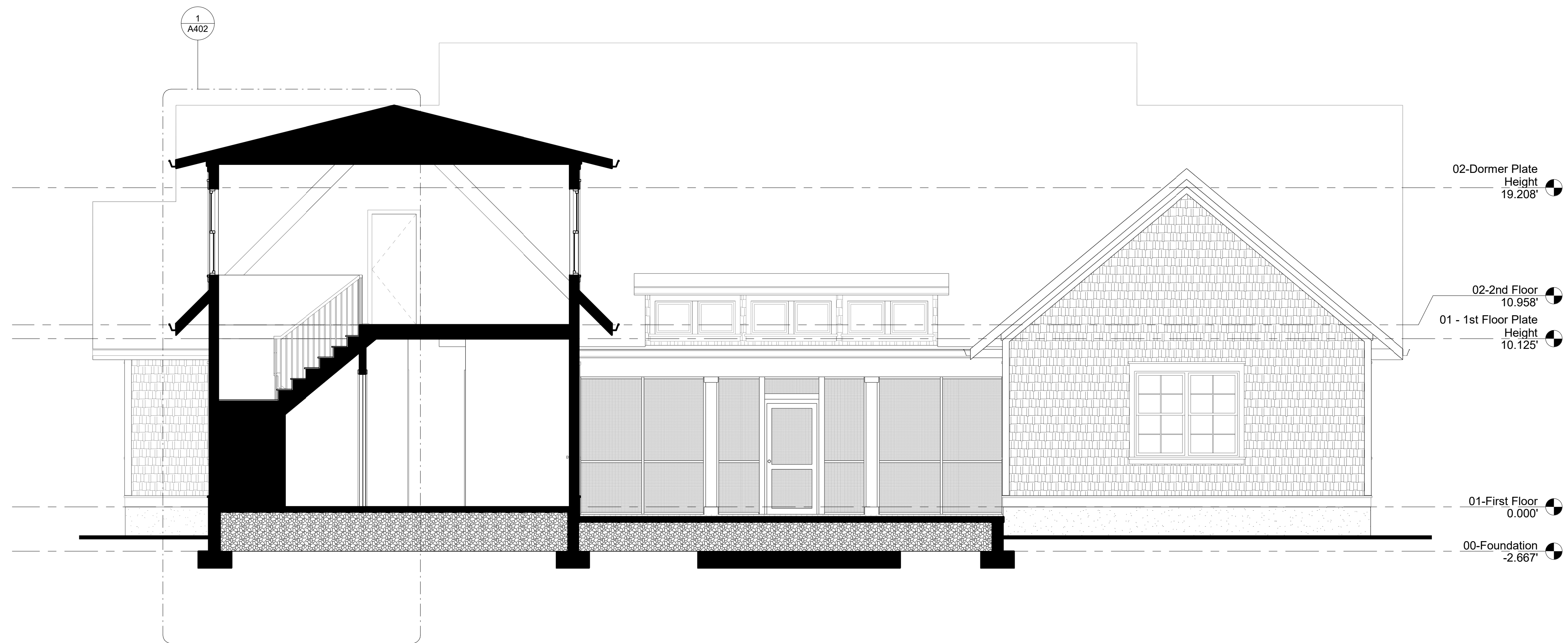


Architecture

Company: Filter Design Studio, P.L.L.C.
Architect: Ryan Edwards
Address: PO Box 735
Morehead City, NC 28557
Phone: 919-422-5598
Email: ryan@filterdesignstudio.com

Landscape Architecture

Company: Filter Design Studio, P.L.L.C.
Landscape Architect: Thomas "Jay" Horton
Address: PO Box 735
Morehead City, NC 28557
Phone: 252-230-0788
Email: jay@filterdesignstudio.com



Proposed Residence

Atkins Road
Fuquay Varina, North Carolina

All drawing and designs are protected by commonlaw copyright and exclusively belong to Filter Design Studio, P.L.L.C. All use, printing, construction and modifications require express permission

No.	Description	Date


Building Sections

Project number 21-008
Date 10/26/21

A303

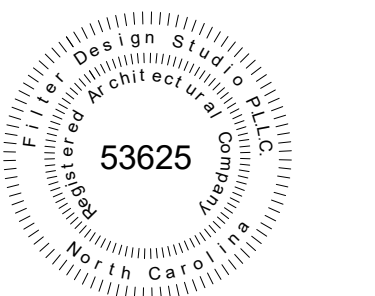
Scale 1/4" = 1'-0"

Architect Seal



10/26/2021

Firm Seal

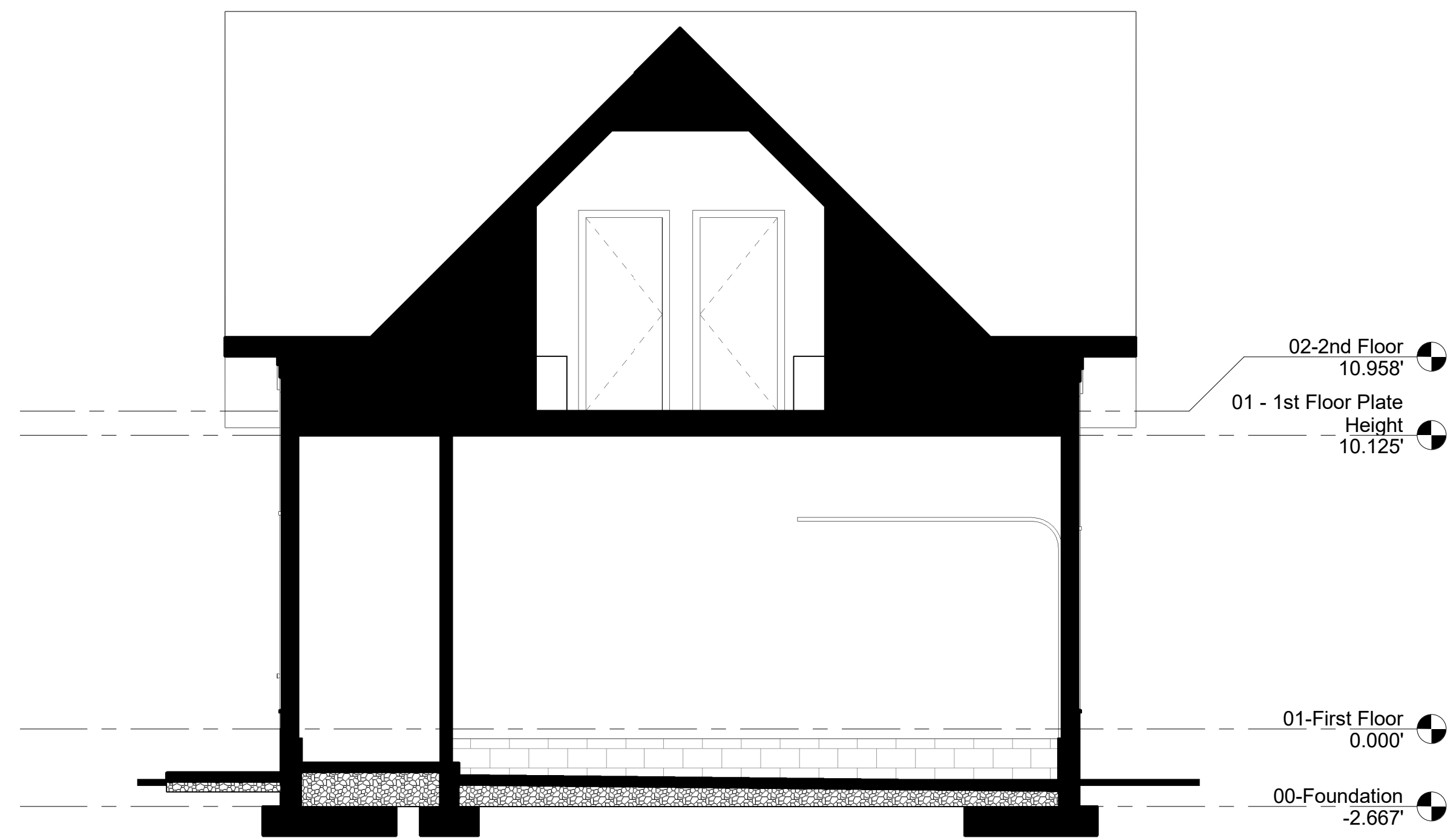


Architecture

Company: Filter Design Studio, P.L.L.C.
Architect: Ryan Edwards
Address: PO Box 735
Morehead City, NC 28557
Phone: 919-422-5598
Email: ryan@filterdesignstudio.com

Landscape Architecture

Company: Filter Design Studio, P.L.L.C.
Landscape Architect: Thomas "Jay" Horton
Address: PO Box 735
Morehead City, NC 28557
Phone: 252-230-0788
Email: jay@filterdesignstudio.com



1 | Building Section - Second Floor Hall
1/4" = 1'-0"

Proposed Residence

Atkins Road
Fuquay Varina, North Carolina

All drawing and designs are protected by commonlaw copyright and exclusively belong to Filter Design Studio, P.L.L.C. All use, printing, construction and modifications require express permission

No.	Description	Date


Building Sections

Project number: 21-008
Date: 10/26/21

A304

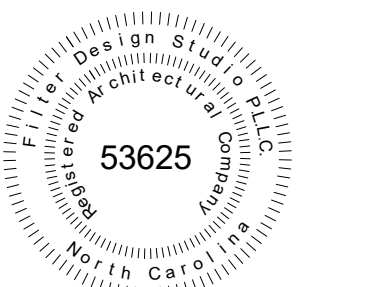
Scale: 1/4" = 1'-0"

Architect Seal



10/26/2021

Firm Seal



Architecture

Company: Filter Design Studio, P.L.L.C.
Architect: Ryan Edwards
Address: PO Box 735
Morehead City, NC 28557
Phone: 919-422-5598
Email: ryan@filterdesignstudio.com

Landscape Architecture

Company: Filter Design Studio, P.L.L.C.
Landscape Architect: Thomas "Jay" Horton
Address: PO Box 735
Morehead City, NC 28557
Phone: 252-230-0788
Email: jay@filterdesignstudio.com

Proposed Residence

Atkins Road
Fuquay Varina, North Carolina

All drawing and designs are protected by commonlaw copyright and exclusively belong to Filter Design Studio, P.L.L.C. All use, printing, construction and modifications require express permission

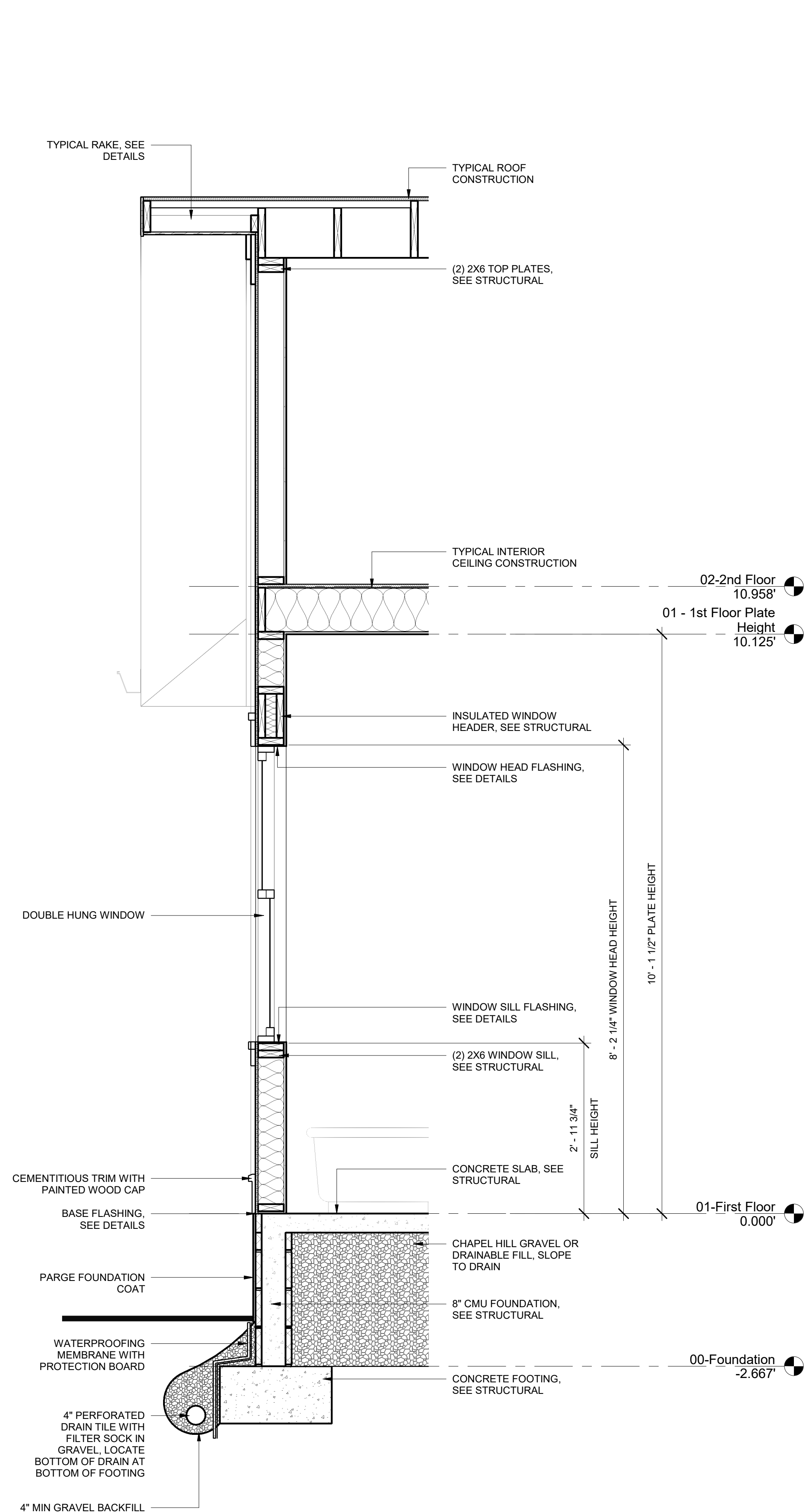
No.	Description	Date

Wall Sections

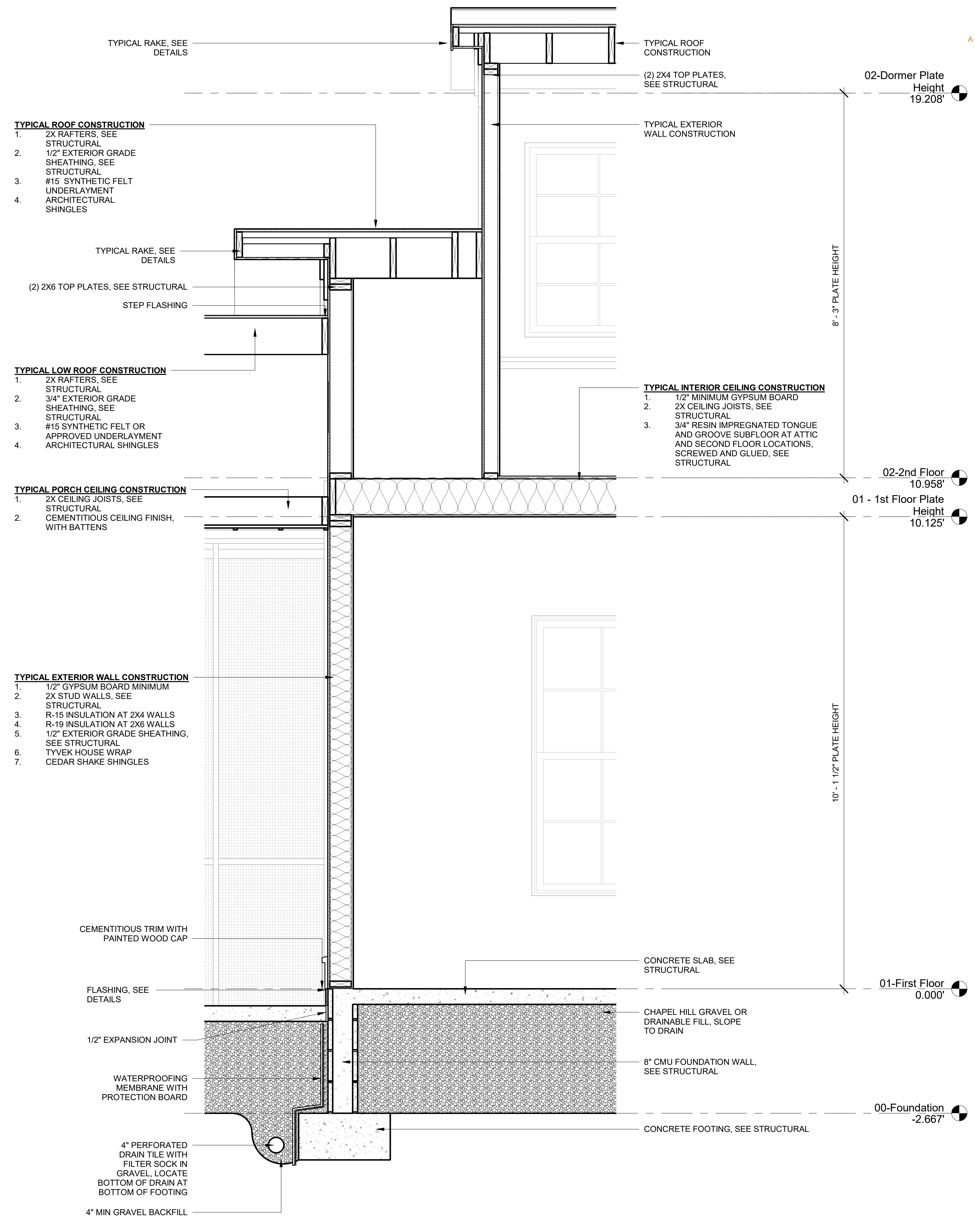
Project number 21-008
Date 10/26/21

A401


Scale 3/4" = 1'-0"



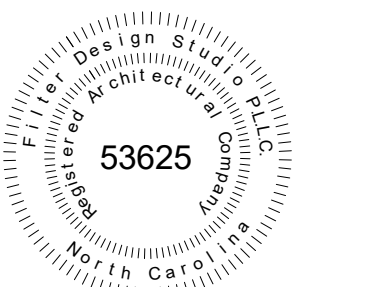
2 Wall Section - Typical Wall
3/4" = 1'-0"



1 Wall Section - Dormer
3/4" = 1'-0"



10/26/2021



Architecture

Company: Filter Design Studio, P.L.L.C.
Architect: Ryan Edwards
Address: PO Box 735
Morehead City, NC 28557
Phone: 919-422-5598
Email: ryan@filterdesignstudio.com

Landscape Architecture

Company: Filter Design Studio, P.L.L.C.
Landscape Architect: Thomas "Jay" Horton
Address: PO Box 735
Morehead City, NC 28557
Phone: 252-230-0788
Email: jay@filterdesignstudio.com

Proposed Residence

Atkins Road
Fuquay Varina, North Carolina

All drawing and designs are protected by commonlaw copyright and exclusively belong to Filter Design Studio, P.L.L.C. All use, printing, construction and modifications require express permission

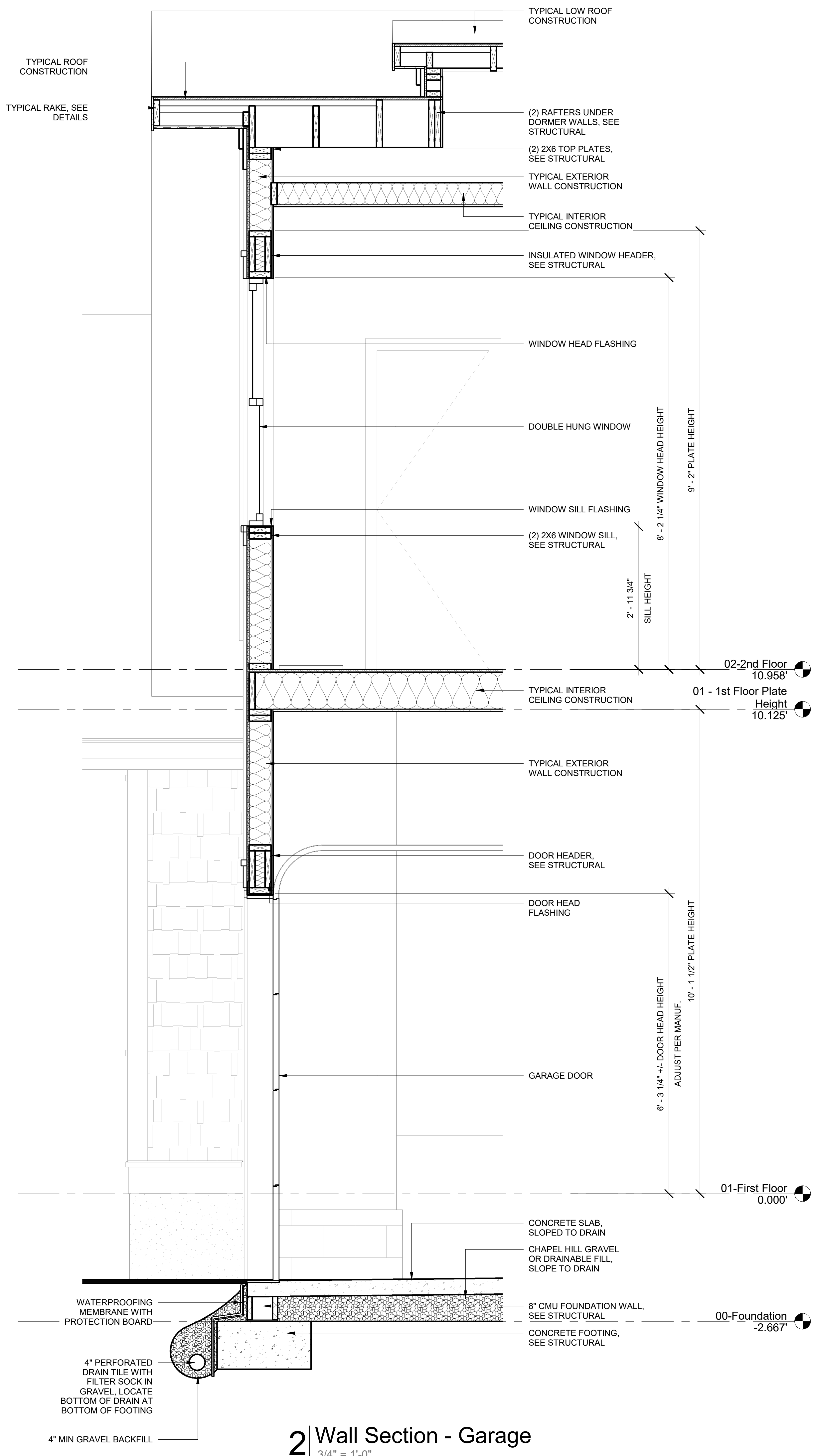
No.	Description	Date

Wall Sections

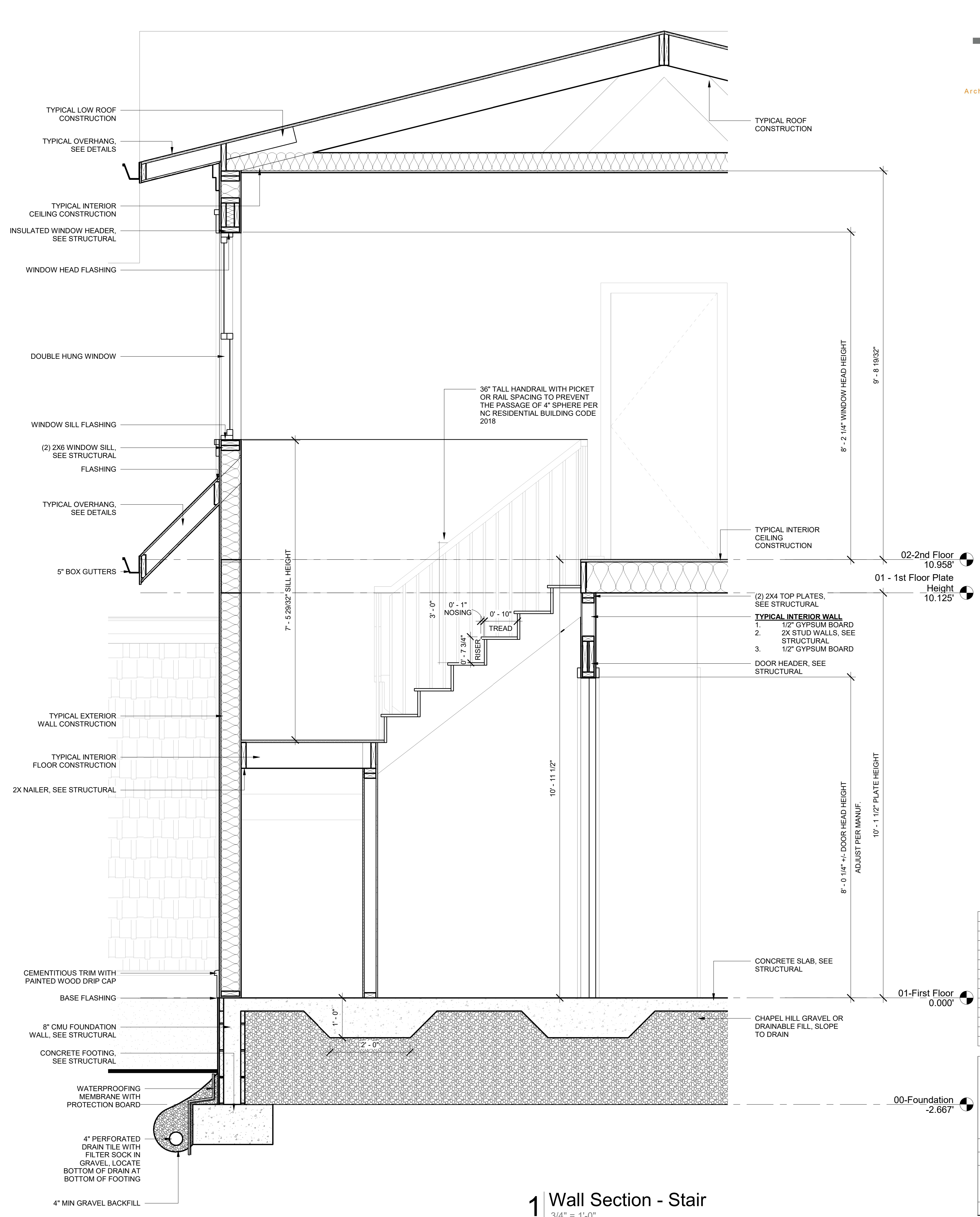
Project number 21-008
Date 10/26/21

A402

Scale 3/4" = 1'-0"




2 Wall Section - Garage
3/4" = 1'-0"



1 Wall Section - Stair
3/4" = 1'-0"

Architect Seal



10/26/2021

Firm Seal

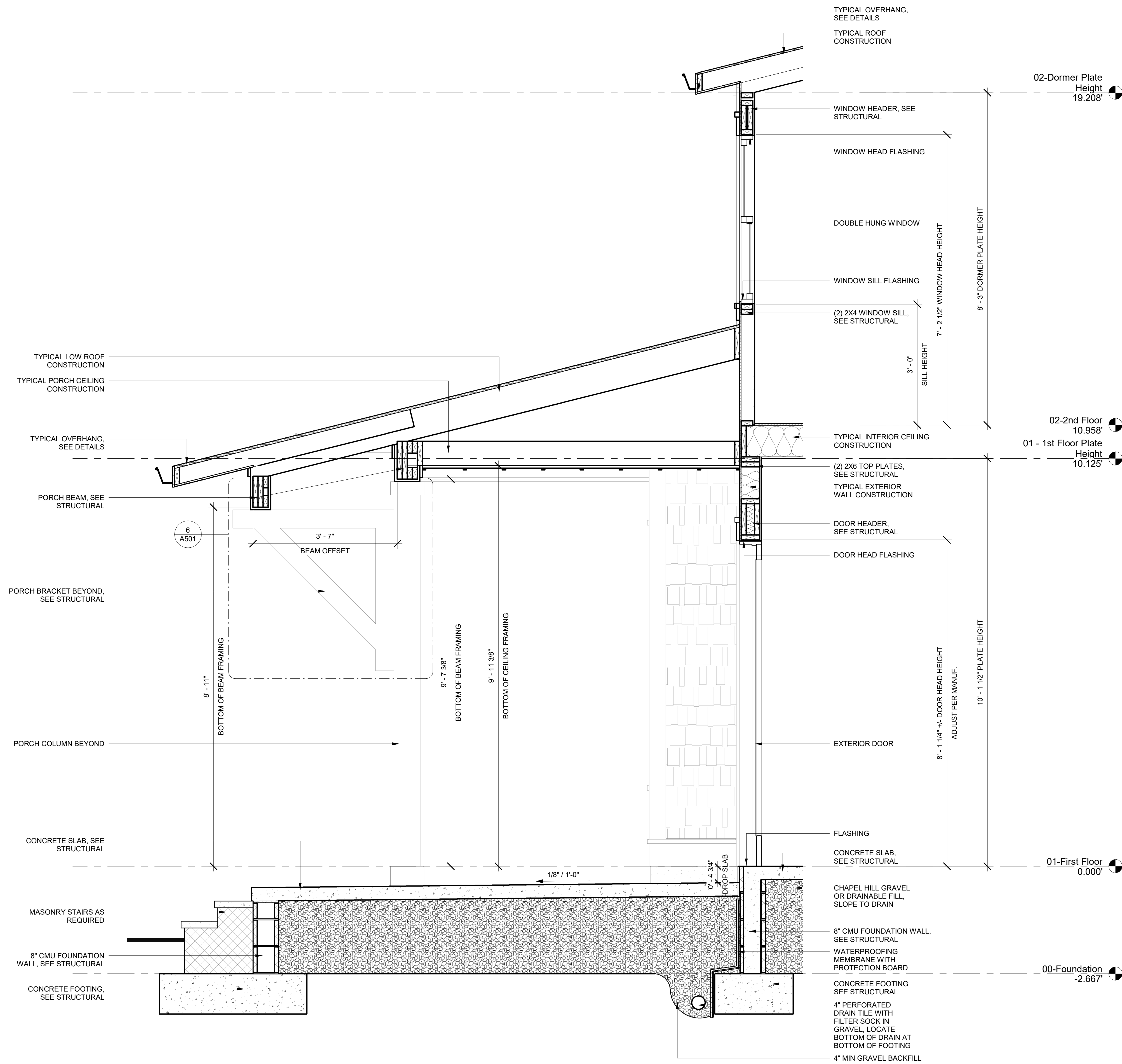


Architecture

Company: Filter Design Studio, P.L.L.C.
Architect: Ryan Edwards
Address: PO Box 735
Morehead City, NC 28557
Phone: 919-422-5598
Email: ryan@filterdesignstudio.com

Landscape Architecture

Company: Filter Design Studio, P.L.L.C.
Landscape Architect: Thomas "Jay" Horton
Address: PO Box 735
Morehead City, NC 28557
Phone: 252-230-0788
Email: jay@filterdesignstudio.com



Proposed Residence

Atkins Road
Fuquay Varina, North Carolina

All drawing and designs are protected by commonlaw copyright and exclusively belong to Filter Design Studio, P.L.L.C. All use, printing, construction and modifications require express permission

No.	Description	Date


Wall Sections

Project number 21-008
Date 10/26/21

A403

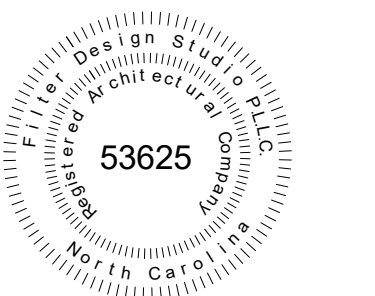
Scale 3/4" = 1'-0"

Architect Seal



10/26/2021

Firm Seal

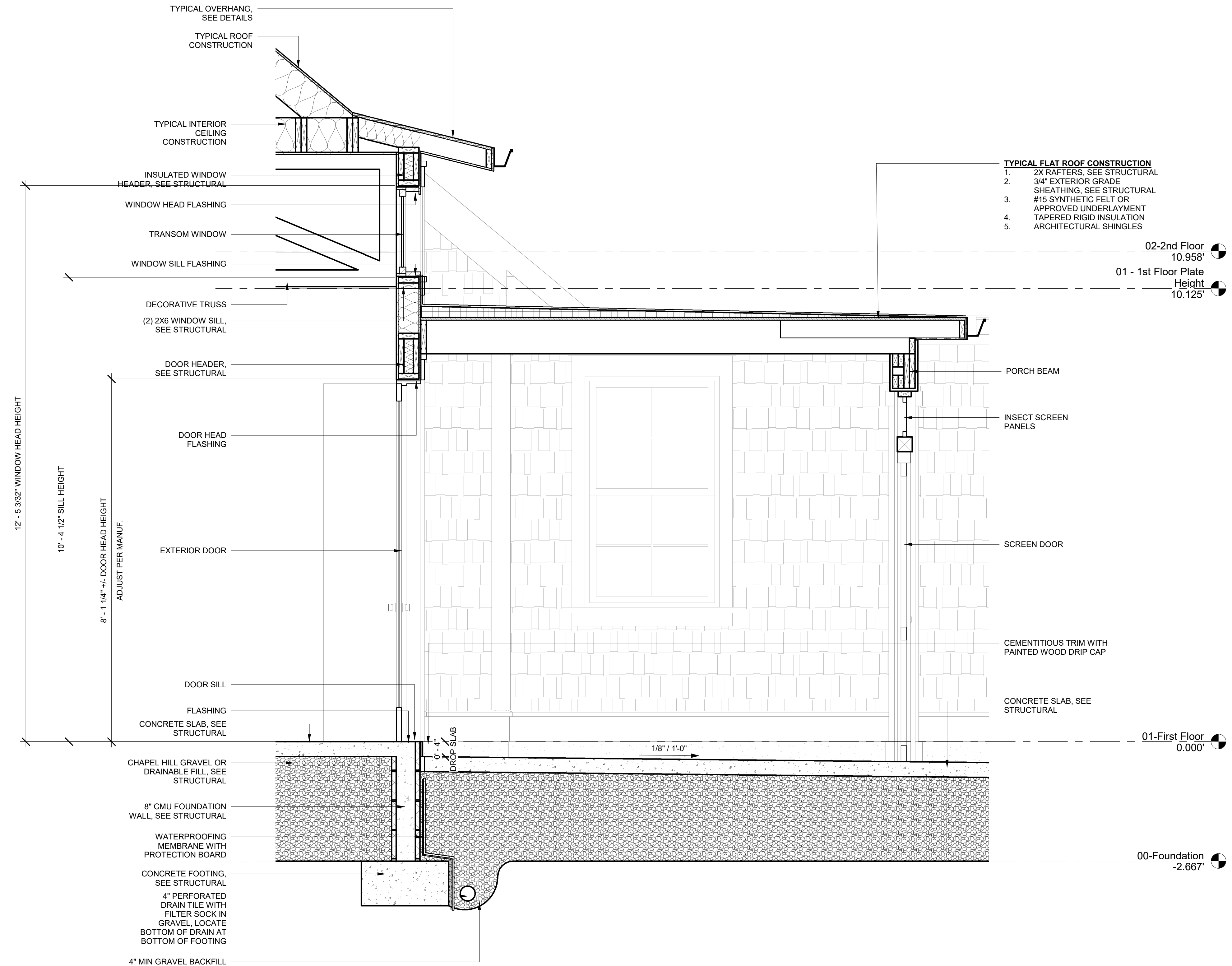


Architecture

Company: Filter Design Studio, P.L.L.C.
Architect: Ryan Edwards
Address: PO Box 735
Morehead City, NC 28557
Phone: 919-422-5598
Email: ryan@filterdesignstudio.com

Landscape Architecture

Company: Filter Design Studio, P.L.L.C.
Landscape Architect: Thomas "Jay" Horton
Address: PO Box 735
Morehead City, NC 28557
Phone: 252-230-0788
Email: jay@filterdesignstudio.com



Proposed Residence

Atkins Road
Fuquay Varina, North Carolina

All drawing and designs are protected by commonlaw copyright and exclusively belong to Filter Design Studio, P.L.L.C. All use, printing, construction and modifications require express permission

No.	Description	Date

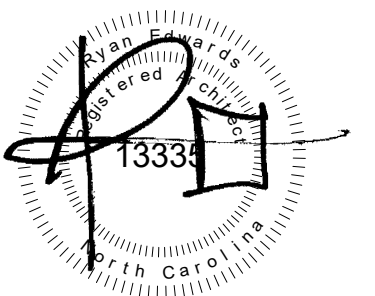
Wall Sections

Project number 21-008
Date 10/26/21

A404

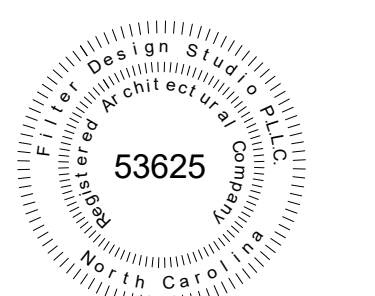
Scale 3/4" = 1'-0"

Architect Seal



10/26/2021

Firm Seal

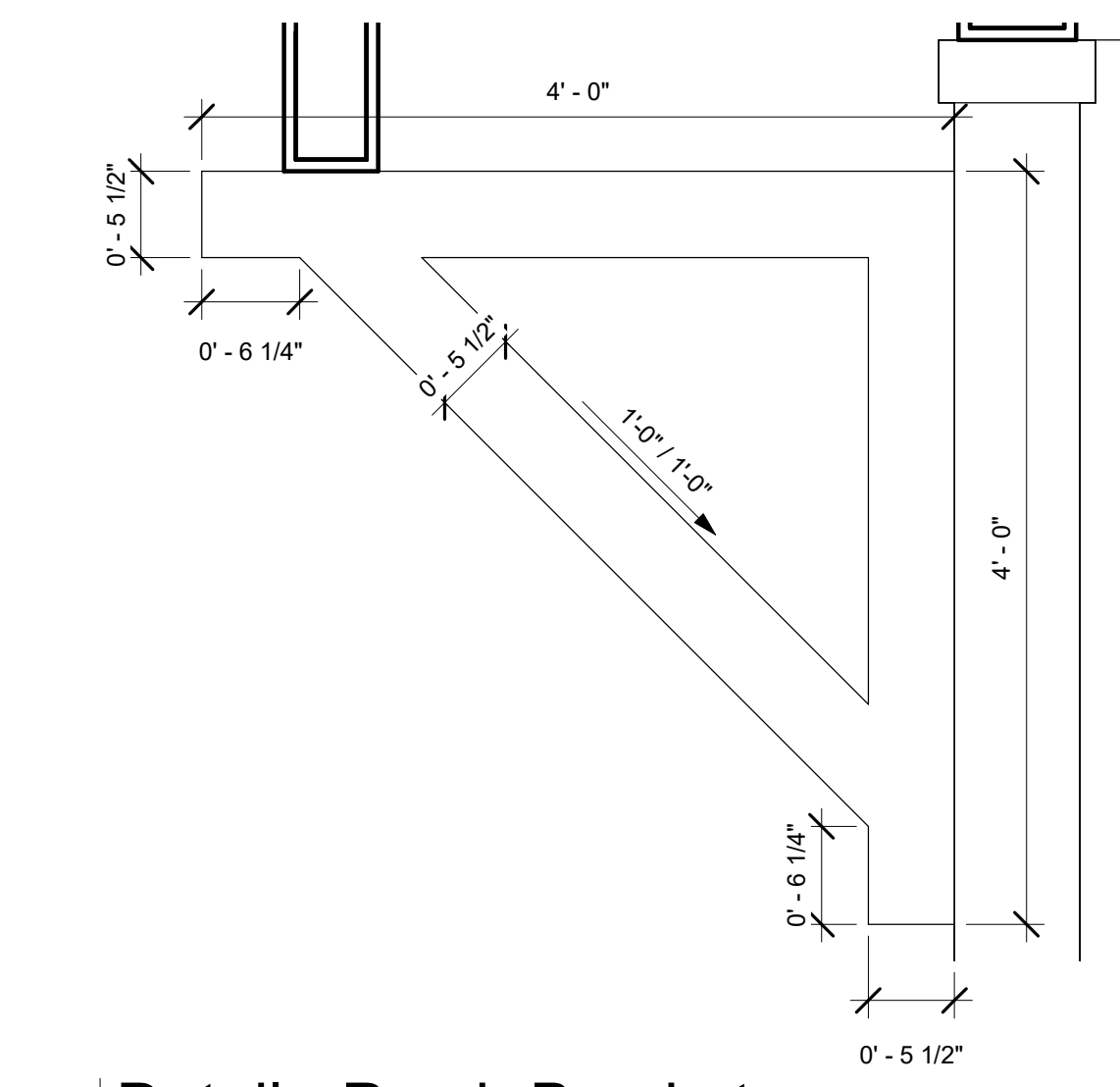


Architecture

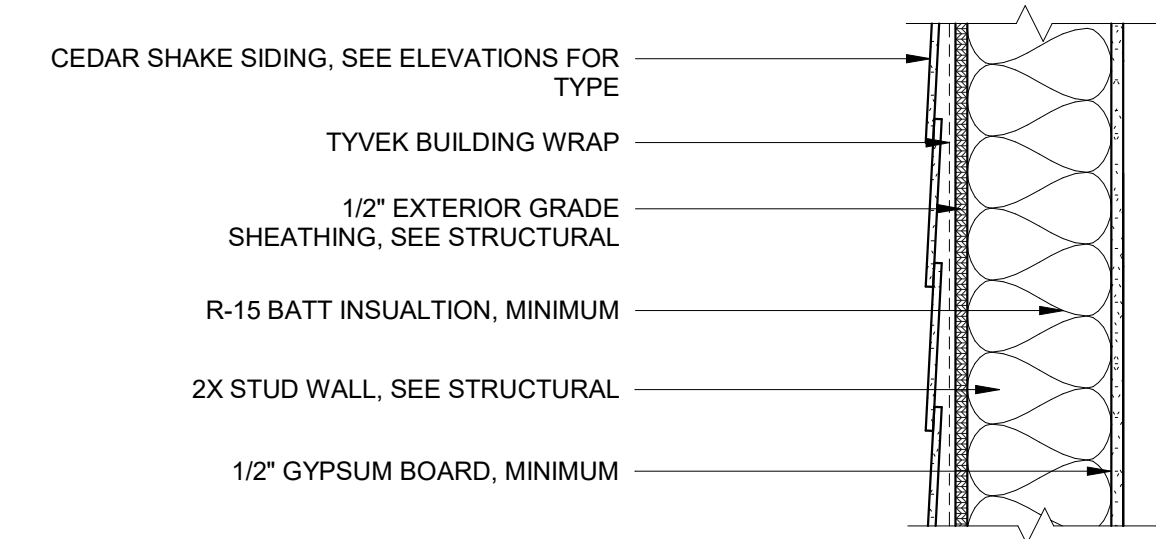
Company: Filter Design Studio, P.L.L.C.
Architect: Ryan Edwards
Address: PO Box 735
Morehead City, NC 28557
Phone: 919-422-5598
Email: ryan@filterdesignstudio.com

Landscape Architecture

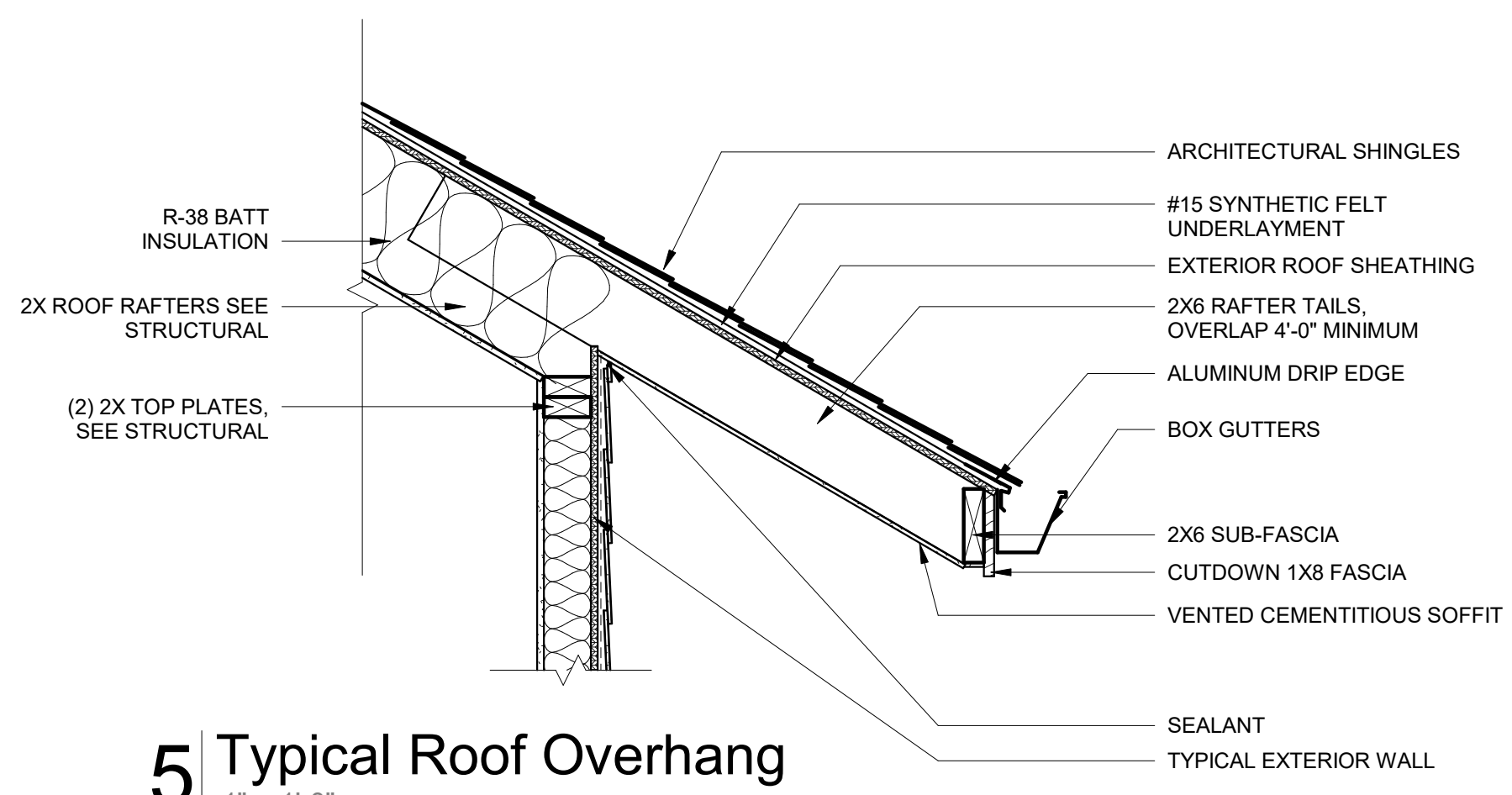
Company: Filter Design Studio, P.L.L.C.
Landscape Architect: Thomas "Jay" Horton
Address: PO Box 735
Morehead City, NC 28557
Phone: 252-230-0788
Email: jay@filterdesignstudio.com



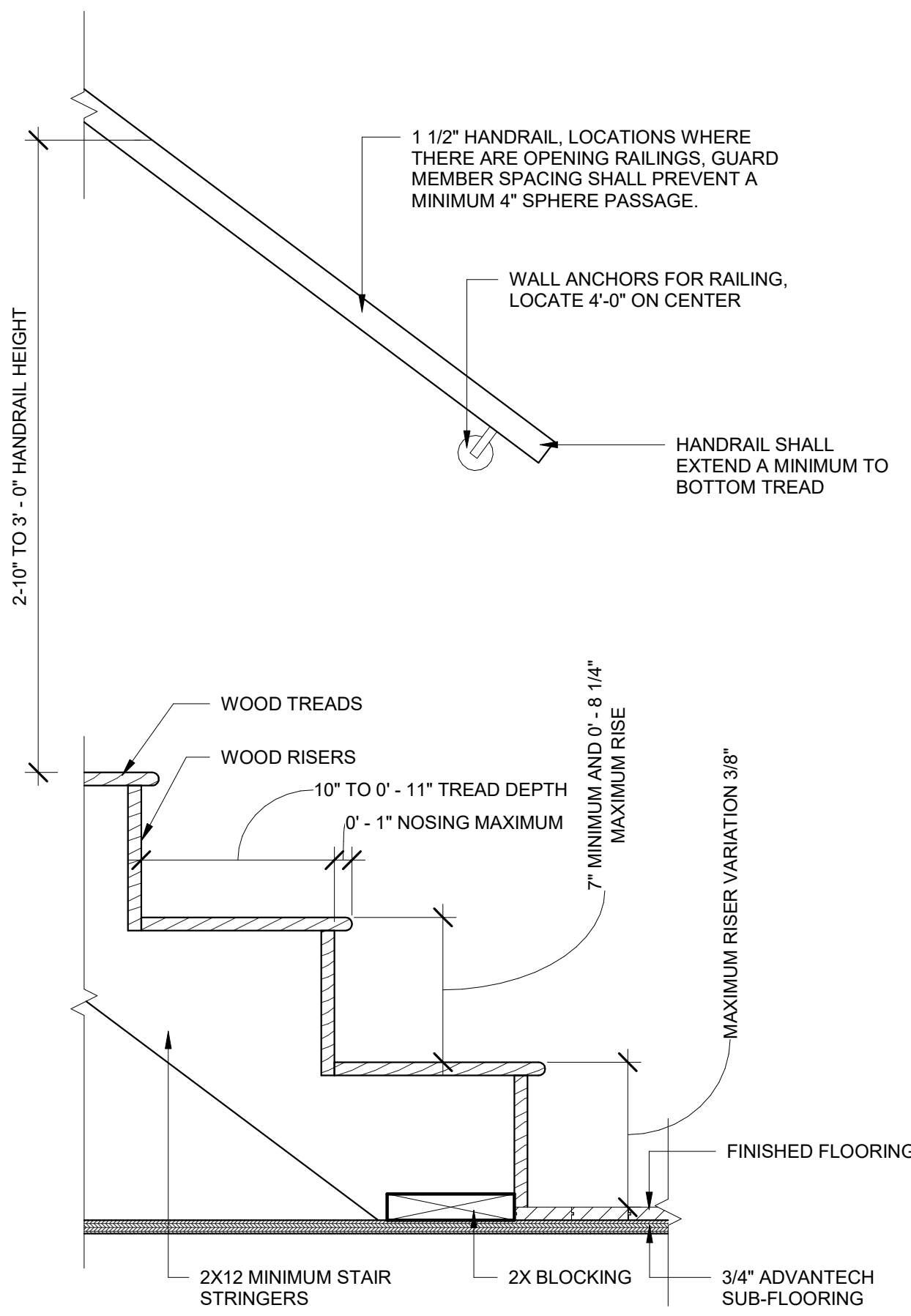
6 Detail - Porch Bracket
1" = 1'-0"



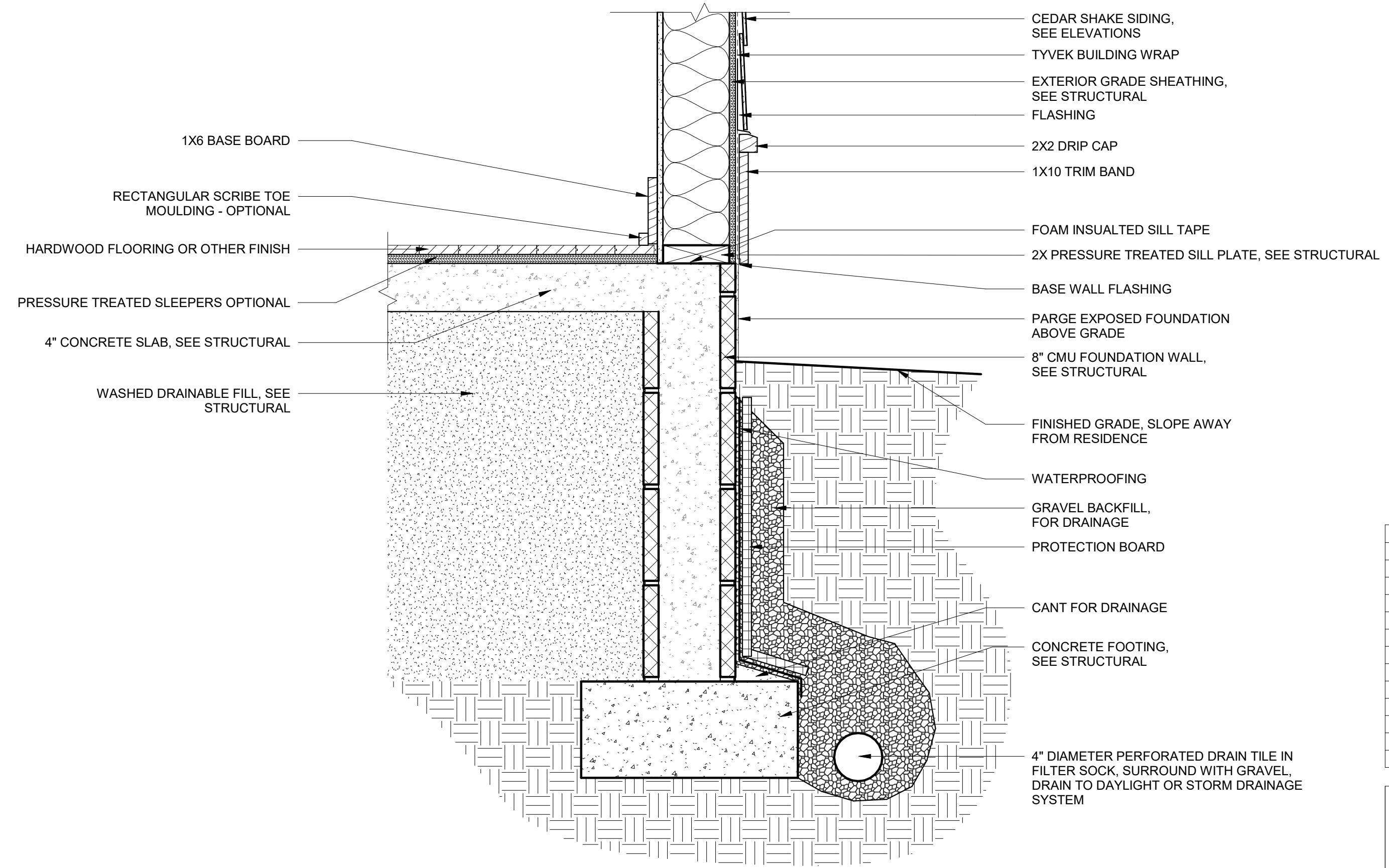
2 Typical Exterior Wall
1 1/2" = 1'-0"



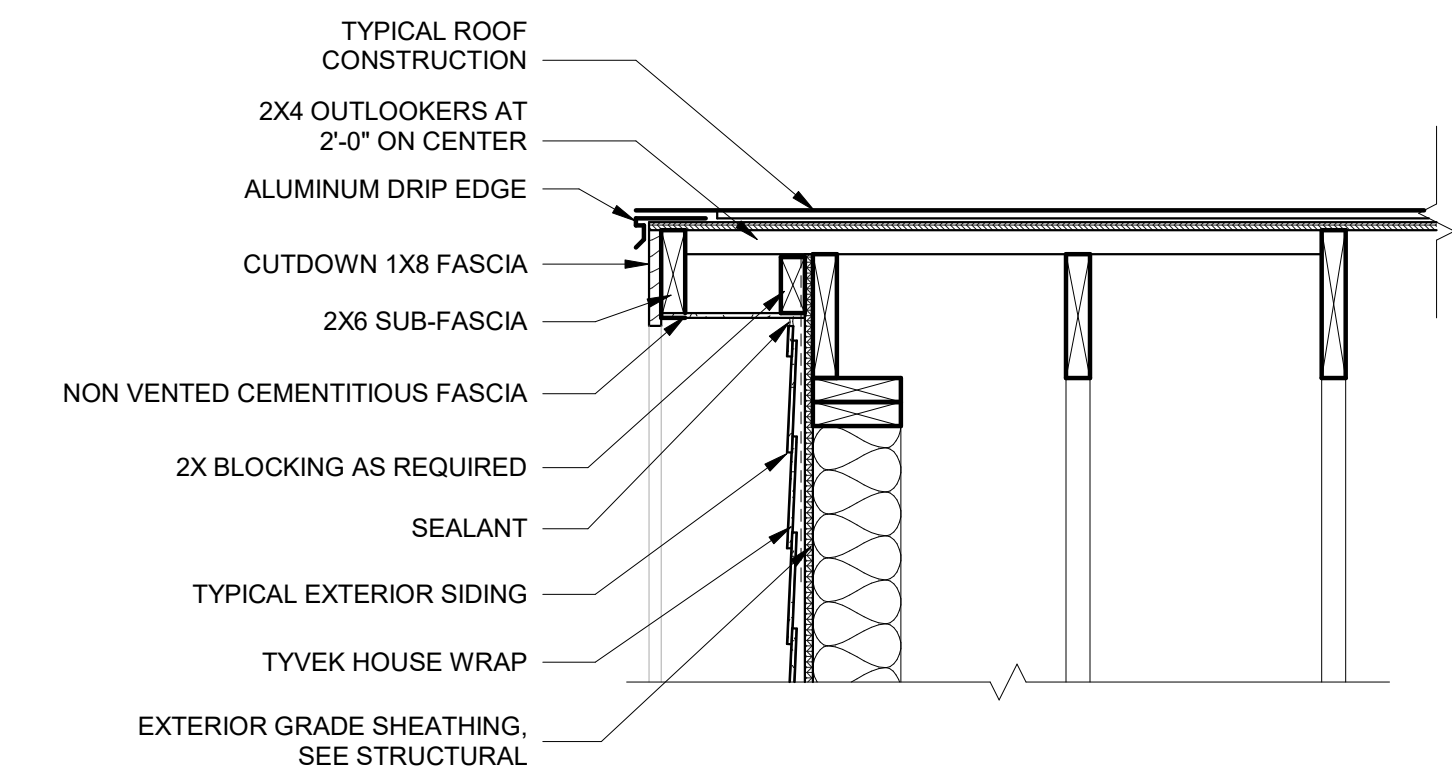
5 Typical Roof Overhang
1" = 1'-0"



3 Typical Stair Detail
1 1/2" = 1'-0"



1 Typical Foundation Wall
1 1/2" = 1'-0"



4 Typical Rake Detail
1" = 1'-0"

Proposed Residence


Atkins Road
Fuquay Varina, North Carolina

All drawing and designs are protected by commonlaw copyright and exclusively belong to Filter Design Studio, P.L.L.C. All use, printing, construction and modifications require express permission

No.	Description	Date

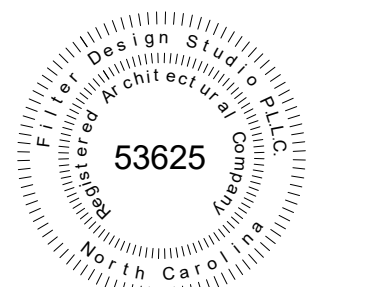
Details	
Project number	21-008
Date	10/26/21
A501	
Scale	As indicated

Architect Seal



10/26/2021

Firm Seal

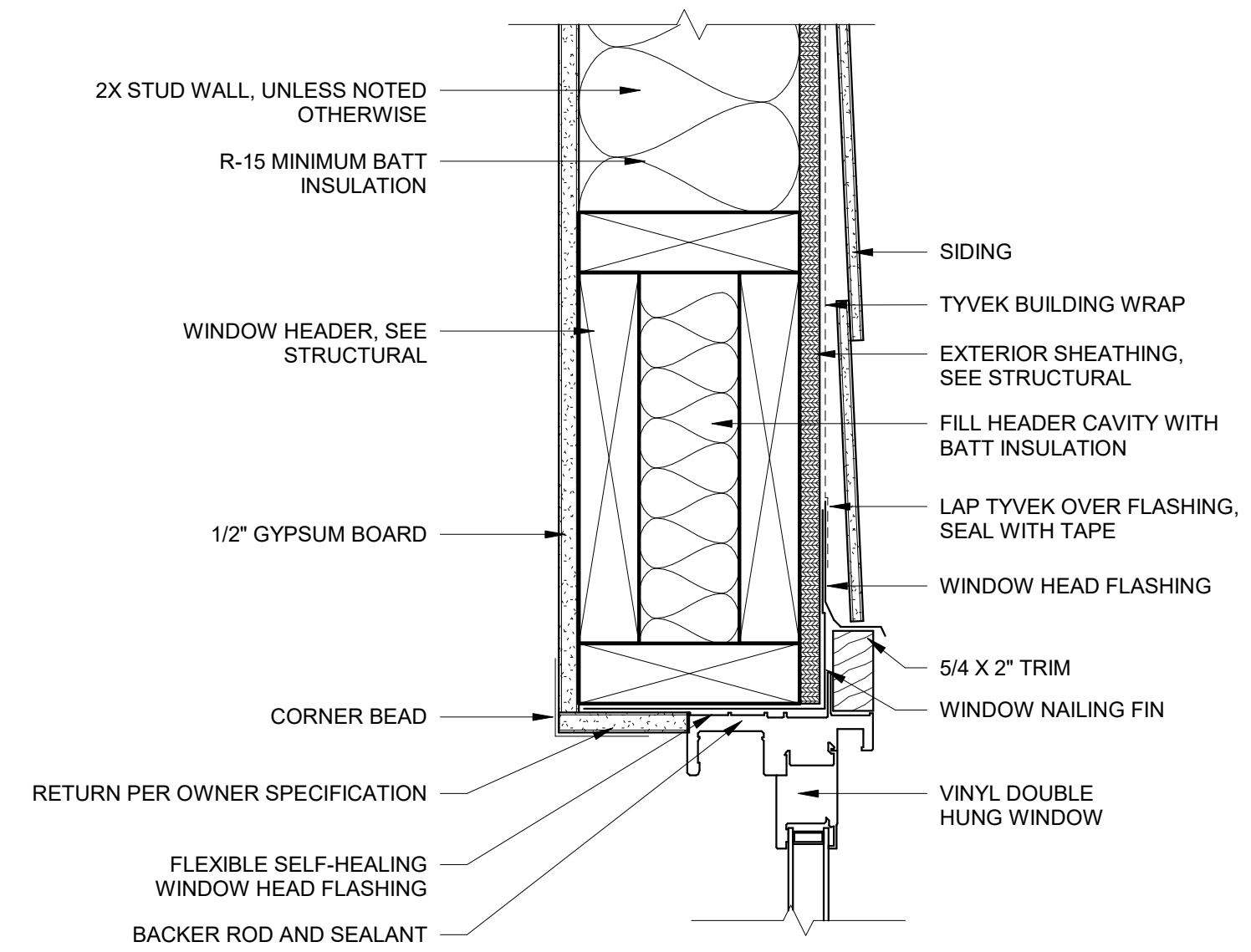


Architecture

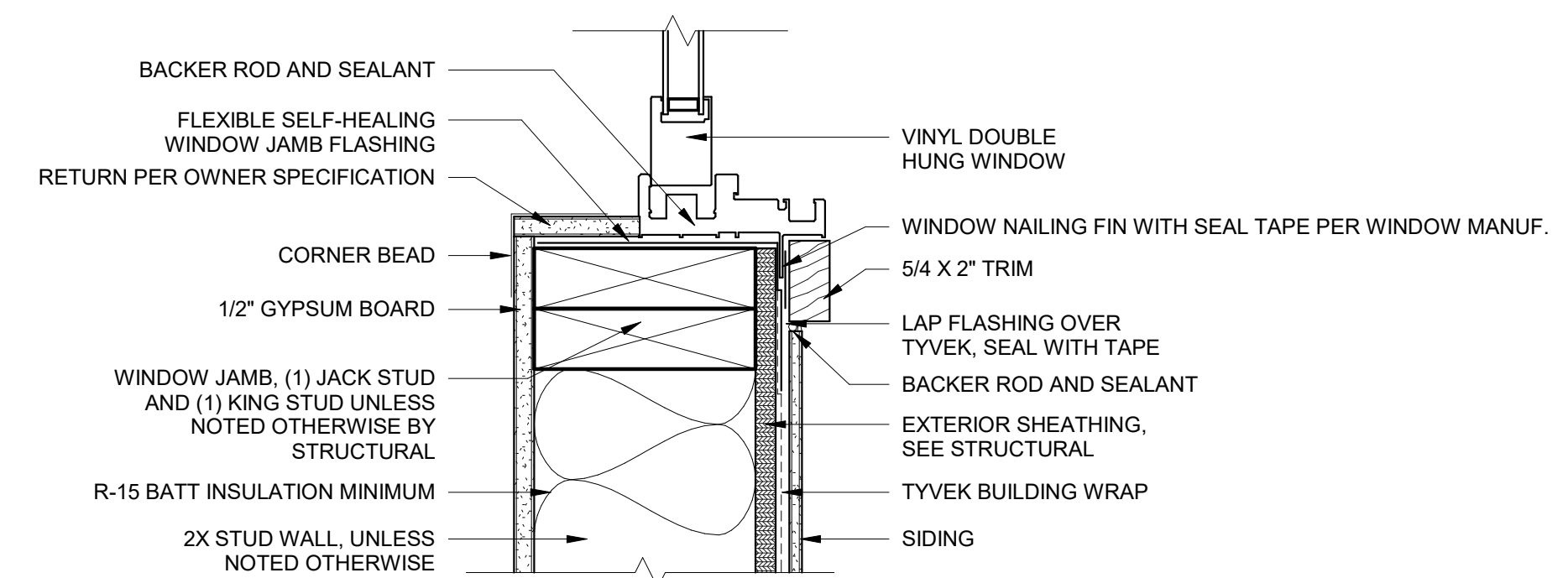
Company: Filter Design Studio, P.L.L.C.
Architect: Ryan Edwards
Address: PO Box 735
Morehead City, NC 28557
Phone: 919-422-5598
Email: ryan@filterdesignstudio.com

Landscape Architecture

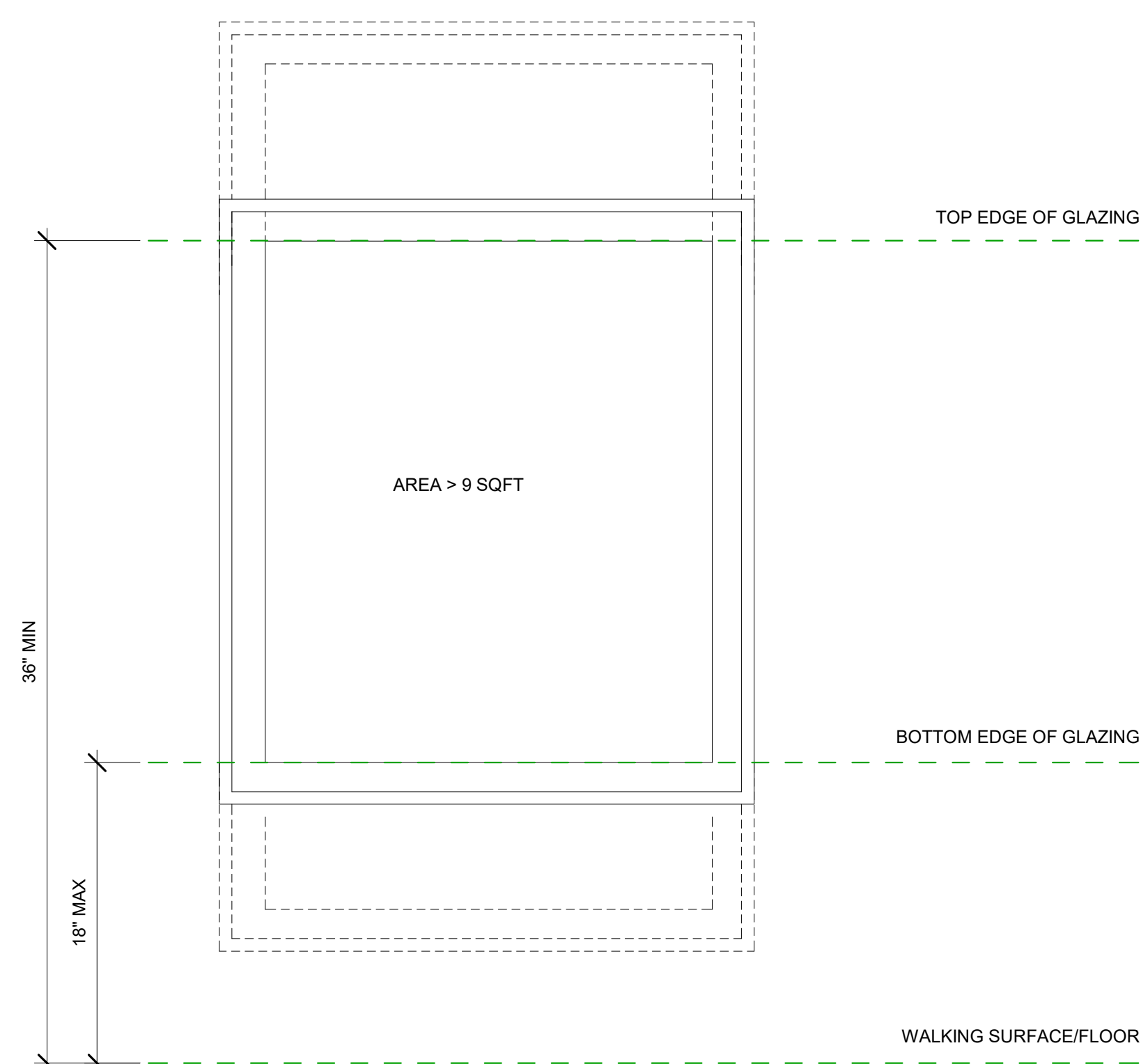
Company: Filter Design Studio, P.L.L.C.
Landscape Architect: Thomas "Jay" Horton
Address: PO Box 735
Morehead City, NC 28557
Phone: 252-230-0788
Email: jay@filterdesignstudio.com



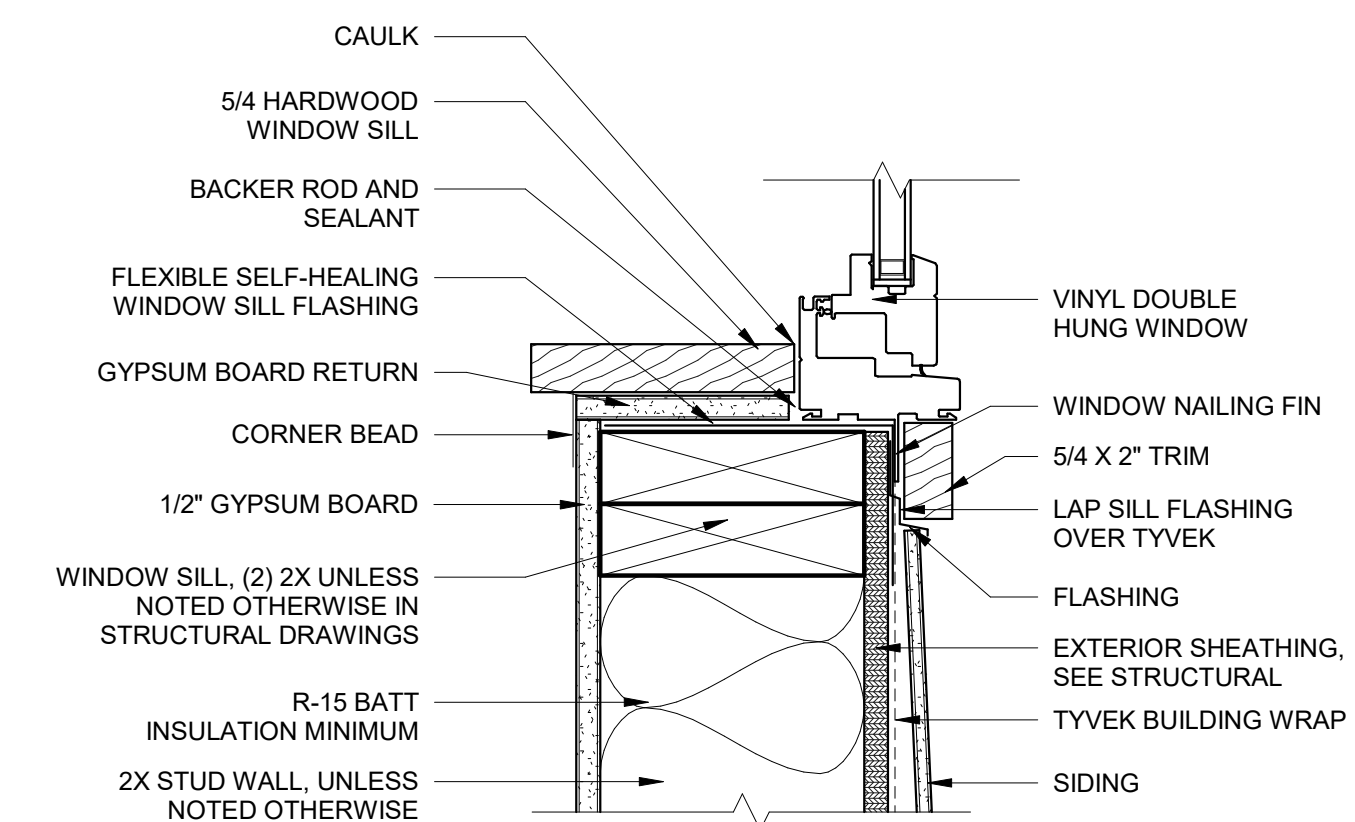
6 Typical Vinyl Window Head
3" = 1'-0"



5 Typical Vinyl Window Jamb
3" = 1'-0"



7 Tempered Glass Infographic
NOT TO SCALE



4 Typical Vinyl Window Sill
3" = 1'-0"

Proposed Residence


Atkins Road
Fuquay Varina, North Carolina

All drawing and designs are protected by commonlaw copyright and exclusively belong to Filter Design Studio, P.L.L.C. All use, printing, construction and modifications require express permission

No.	Description	Date

Window Details	
Project number	21-008
Date	10/26/21
A502	
Scale	As indicated

Architect Seal



10/26/2021

Firm Seal



Architecture

Company: Filter Design Studio, P.L.L.C.
Architect: Ryan Edwards
Address: PO Box 735
Morehead City, NC 28557
Phone: 919-422-5598
Email: ryan@filterdesignstudio.com

Landscape Architecture

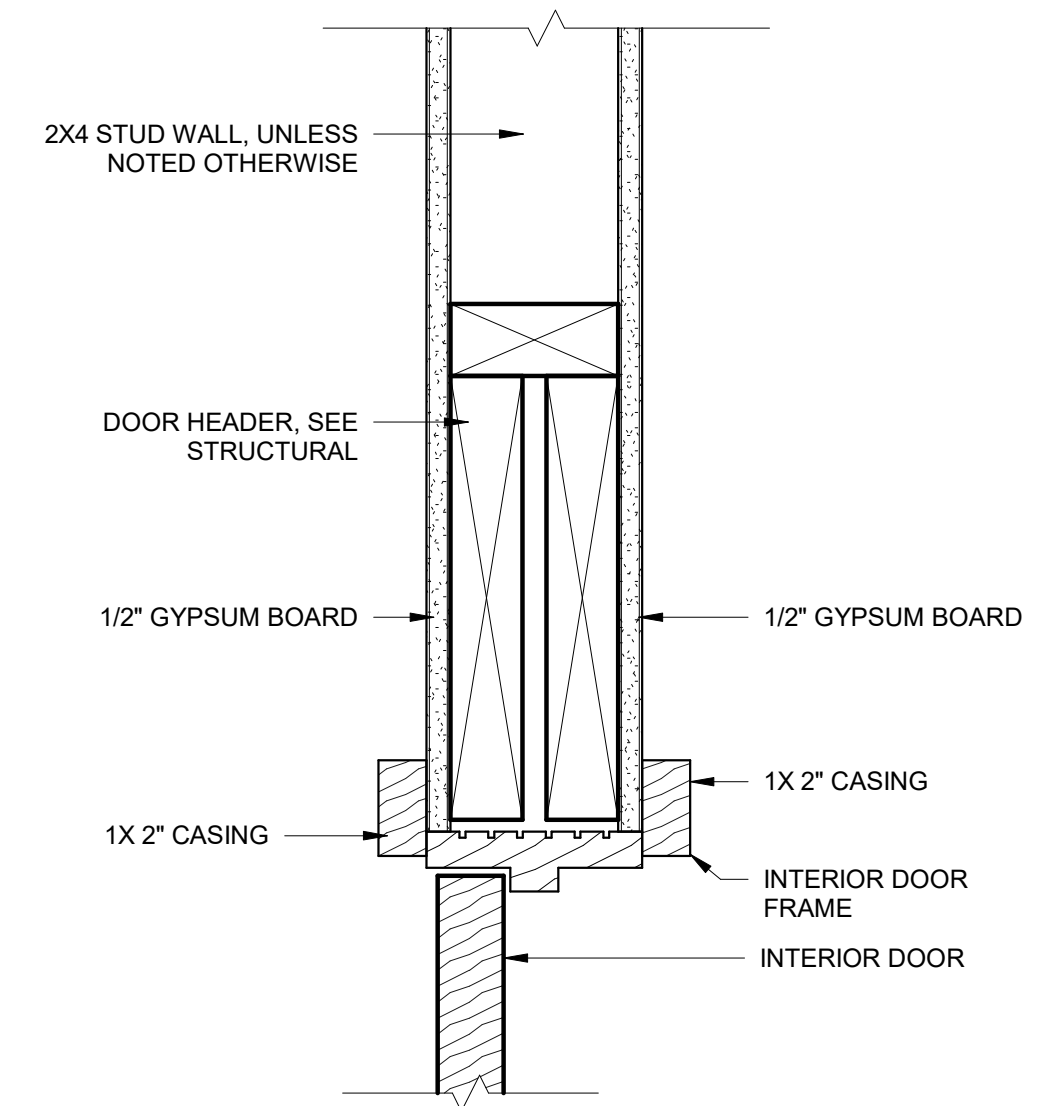
Company: Filter Design Studio, P.L.L.C.
Landscape Architect: Thomas "Jay" Horton
Address: PO Box 735
Morehead City, NC 28557
Phone: 252-230-0788
Email: jay@filterdesignstudio.com

Proposed Residence

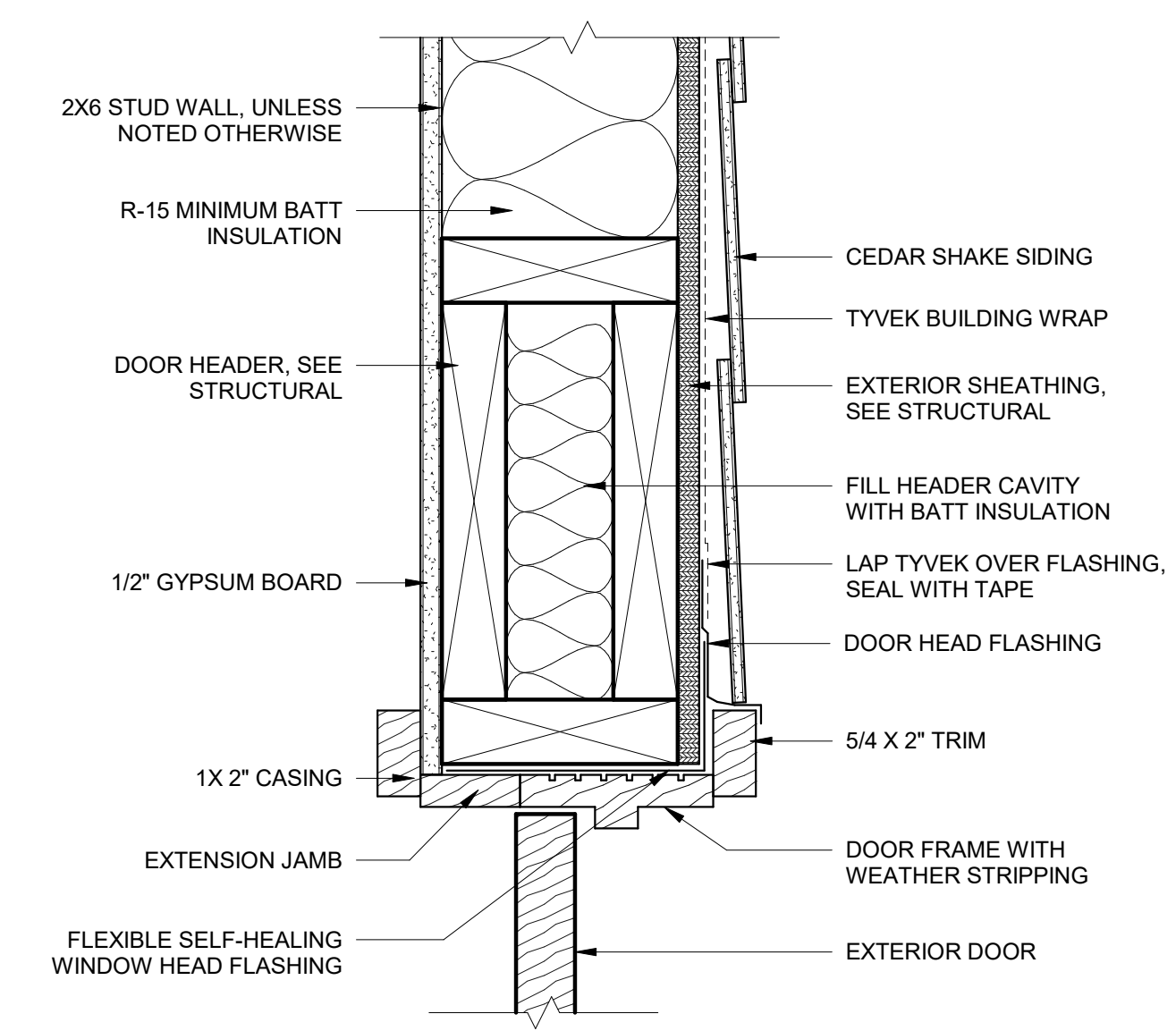
Atkins Road

Fuquay Varina, North Carolina

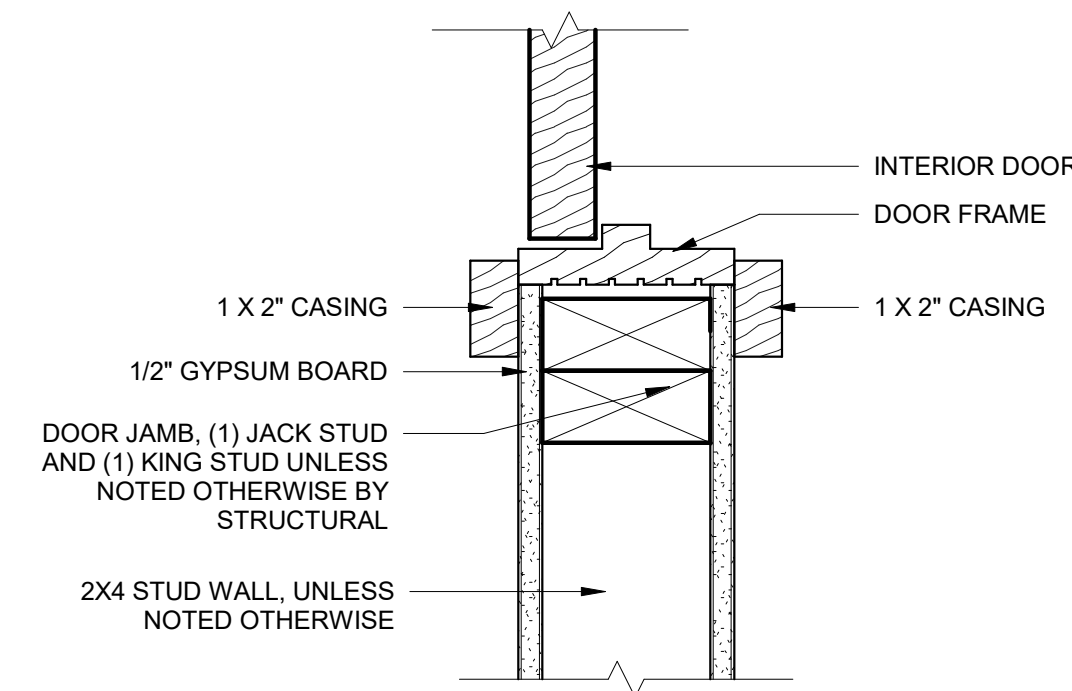
All drawing and designs are protected by commonlaw copyright and exclusively belong to Filter Design Studio, P.L.L.C. All use, printing, construction and modifications require express permission



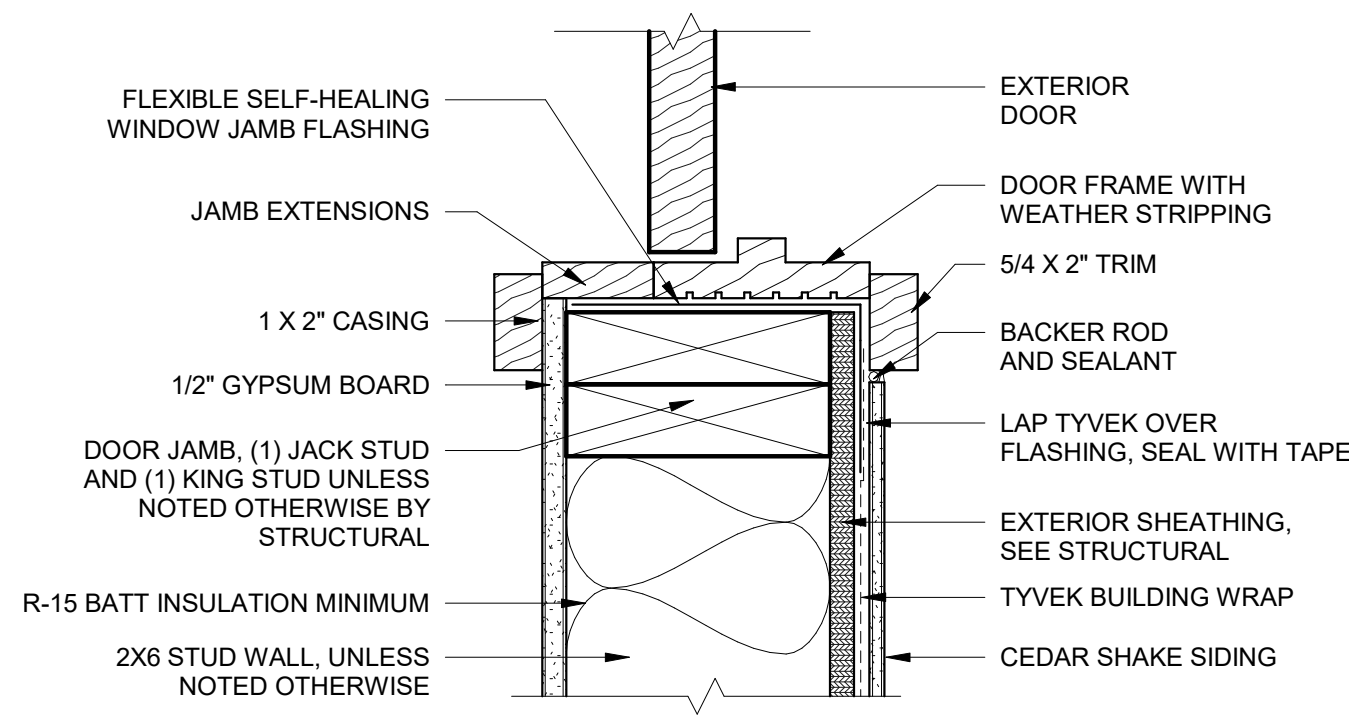
6 Typical Interior Door Head
3" = 1'-0"



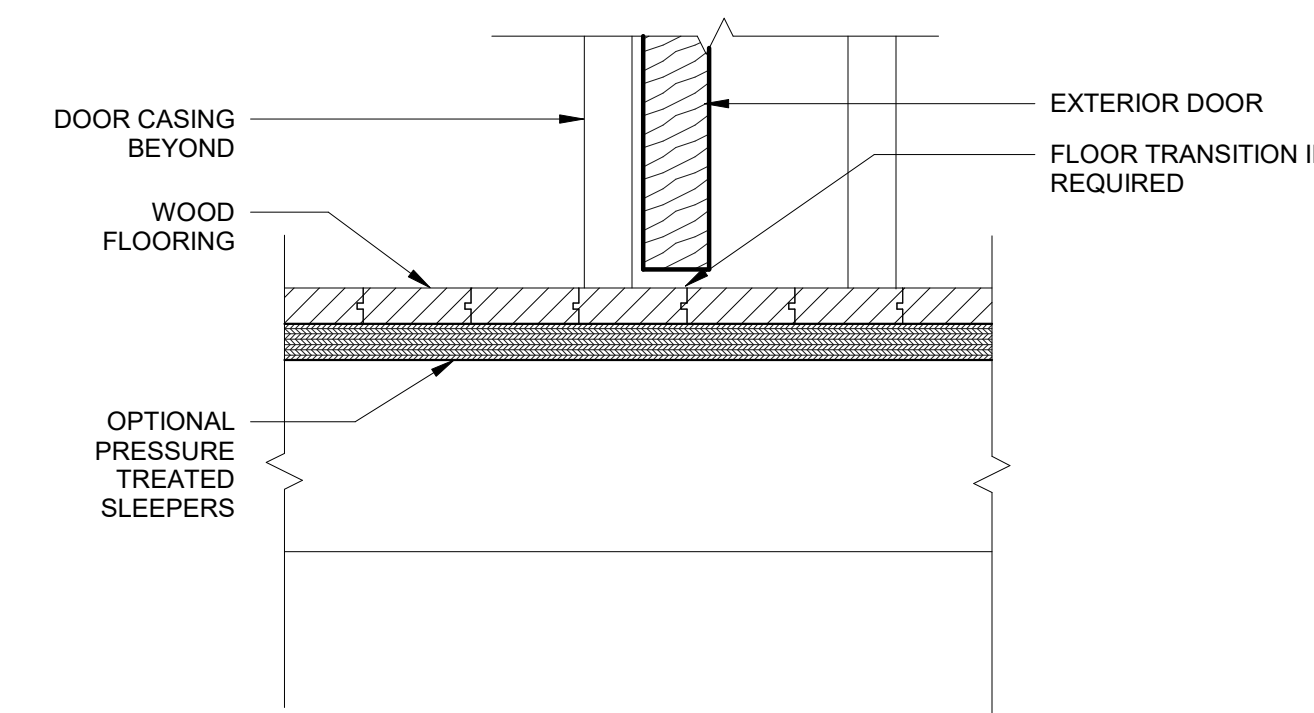
3 Typical Exterior Door Head
3" = 1'-0"



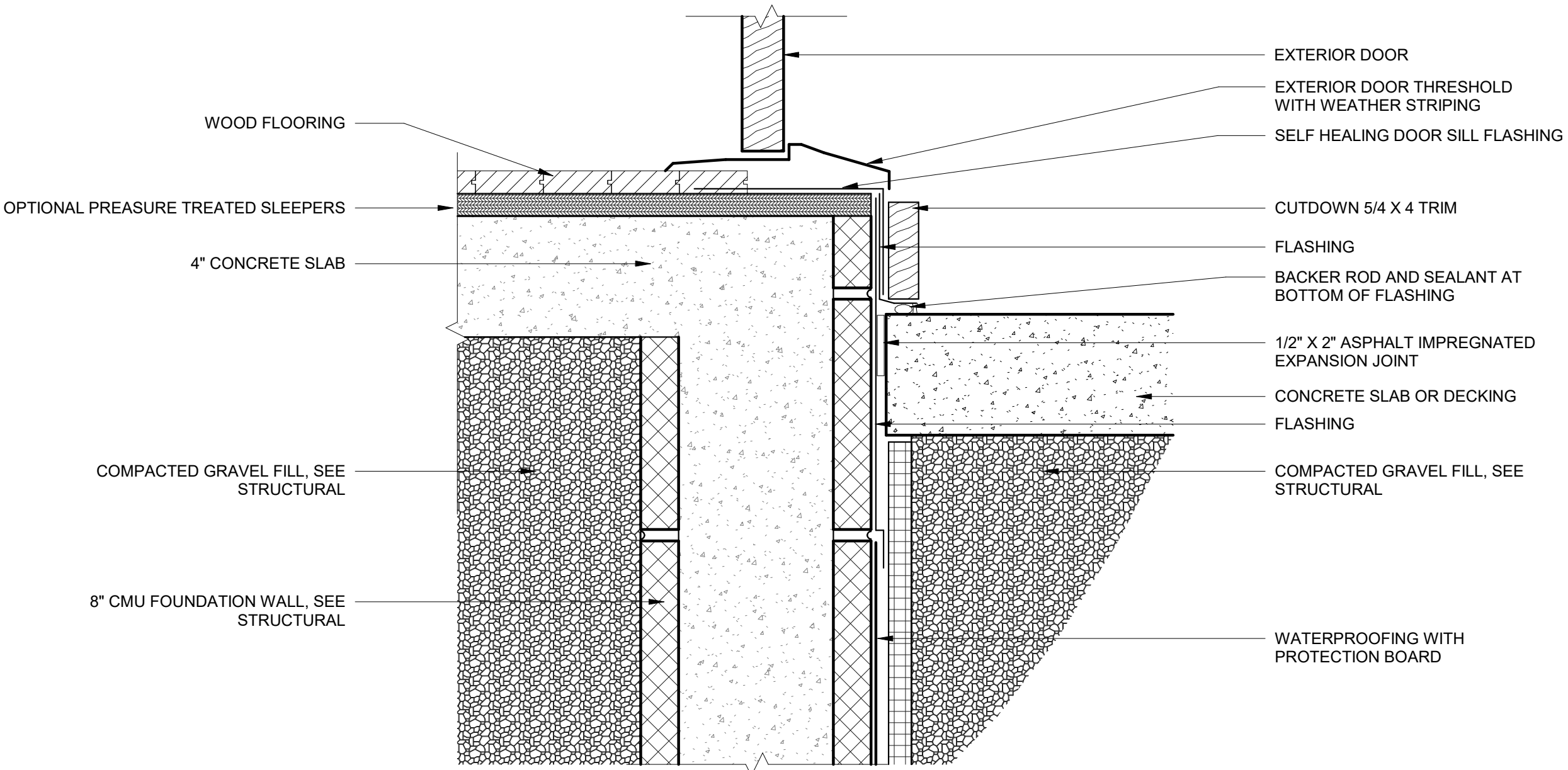
5 Typical Interior Door Jamb
3" = 1'-0"



2 Typical Exterior Door Jamb
3" = 1'-0"



4 Typical Interior Door Sill
3" = 1'-0"



1 Typical Exterior Door Sill Concrete
3" = 1'-0"

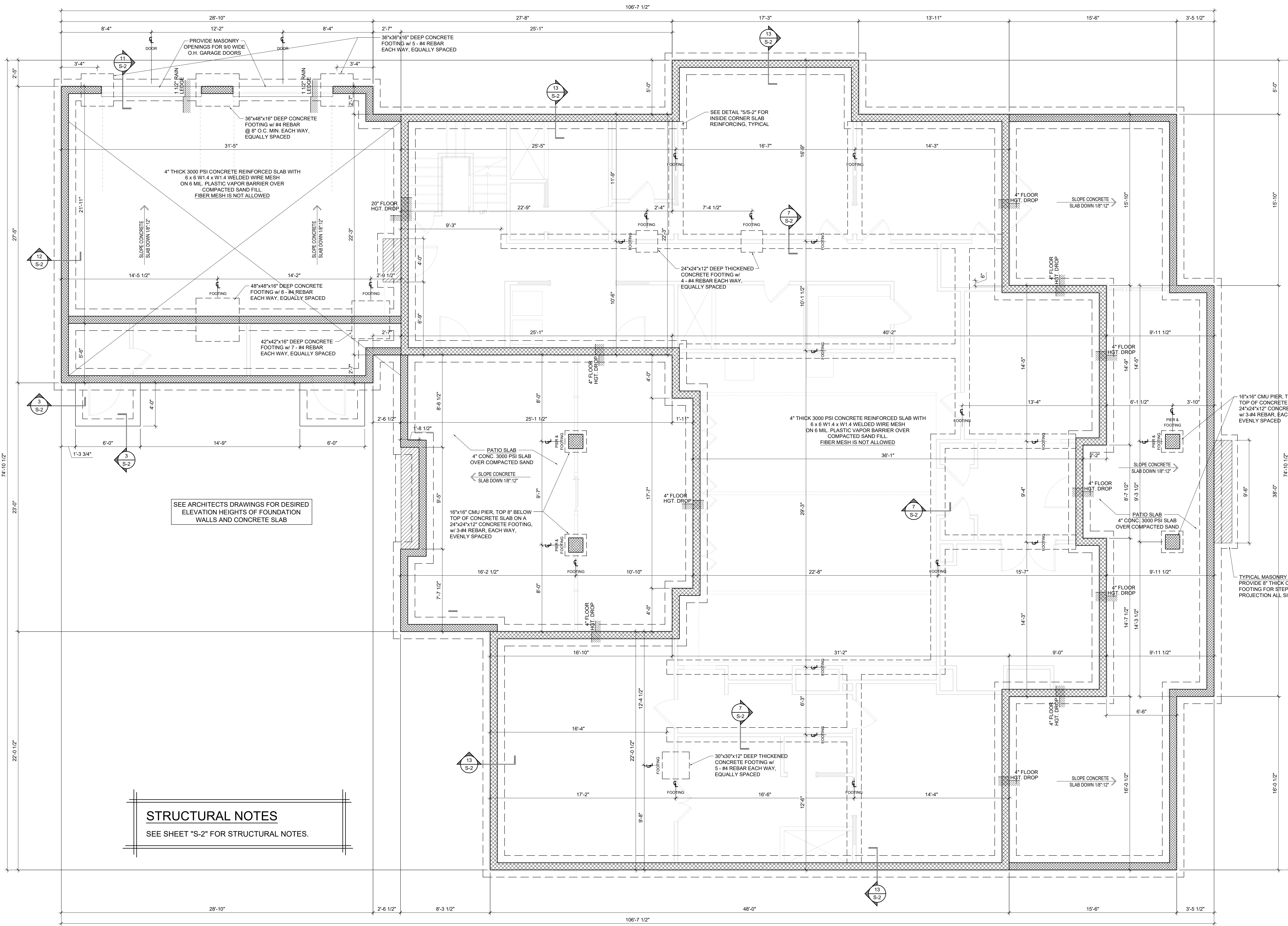
No.	Description	Date

Door Details

Project number: 21-008
Date: 10/26/21

A503

Scale: 3" = 1'-0"



STRUCTURAL NOTES
SEE SHEET "S-2" FOR STRUCTURAL NOTES.


SEE ARCHITECTS DRAWINGS FOR DESIRED ELEVATION HEIGHTS OF FOUNDATION WALLS AND CONCRETE SLAB

TYPICAL MASONRY STEP FOOTING: PROVIDE 9" THICK CONCRETE FOOTING FOR STEPS, 6" WIDE PROJECTION ALL SIDES OF STEPS

1 FOUNDATION PLAN
S-1

SCALE: 1/4" = 1'-0"

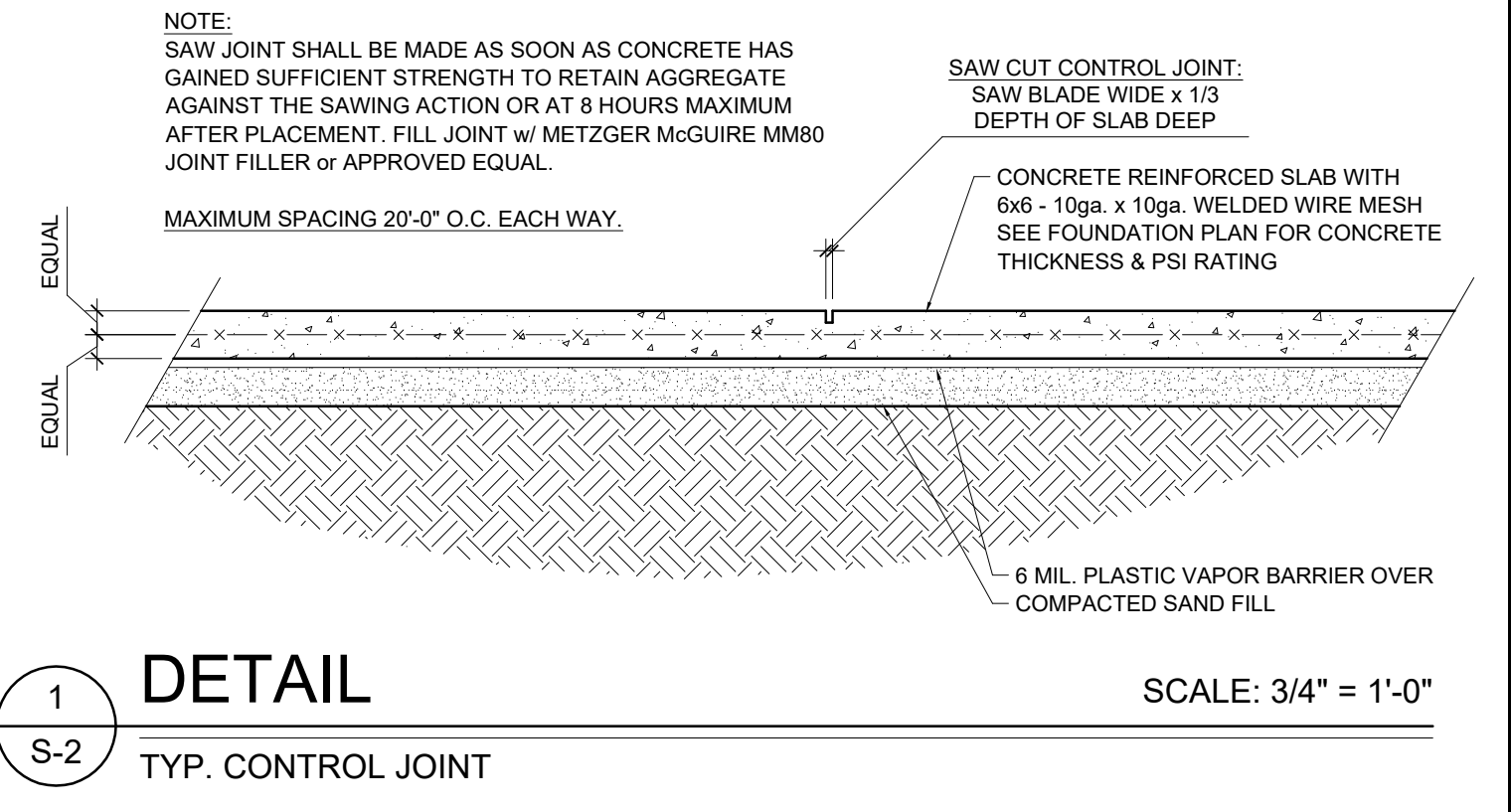
Architectural Firm:
Filter Design Studio, PLLC
Ryan Edwards, Architect
Office 919.422.5598
712 Arendell Street PO Box 735 Morehead City, NC 28557



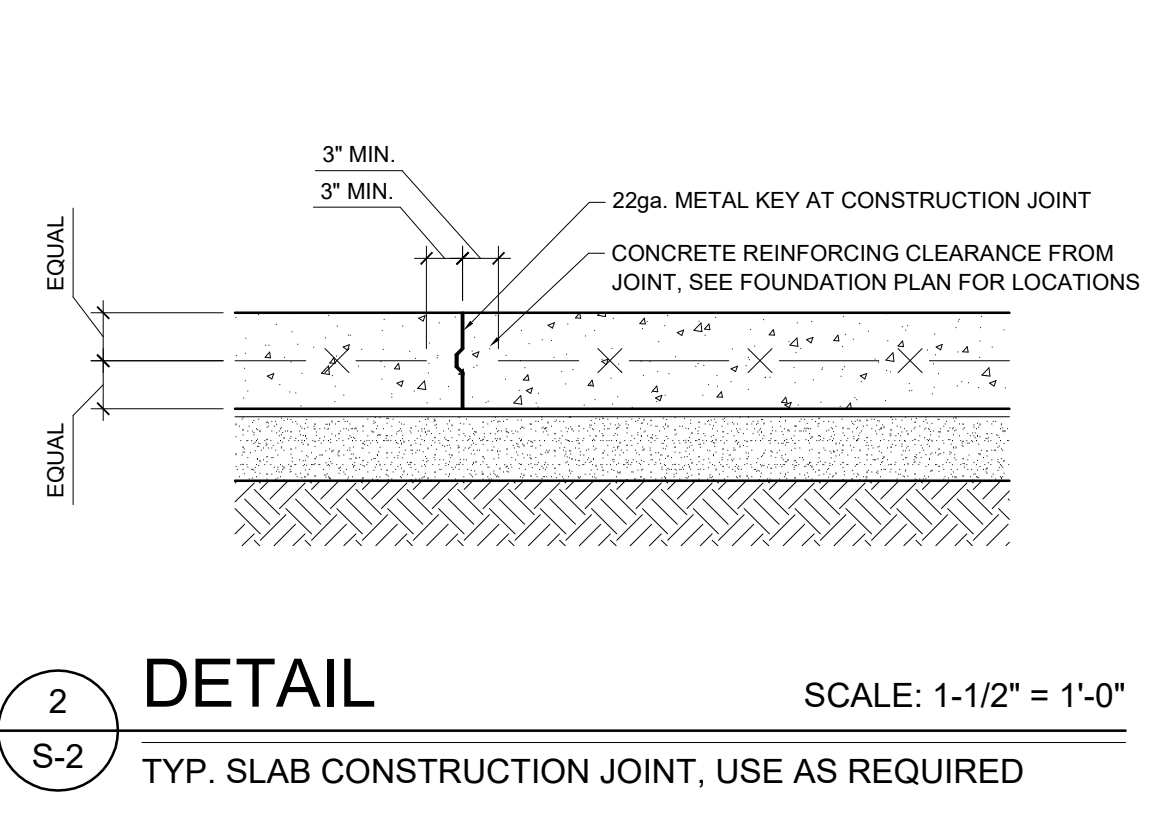
Rev.	Date:	Description:

Title Sheet:
FOUNDATION PLAN
Structural Plans for:
Single Family Residence
Atkins Road Fuquay Varina, NC

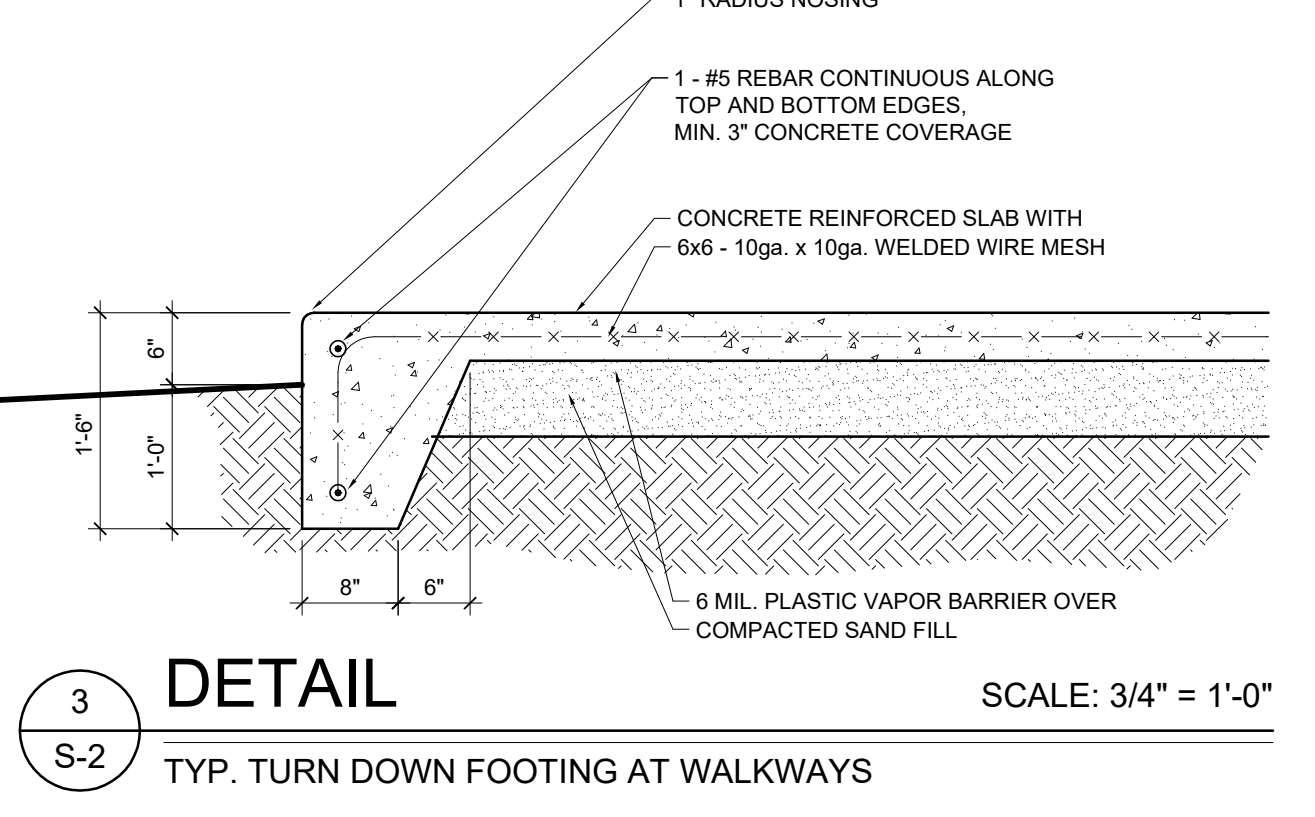
Drawn by: M. Morgan
Issue Date: 12-15-2021
Project Number:
Sheet: **S-1**



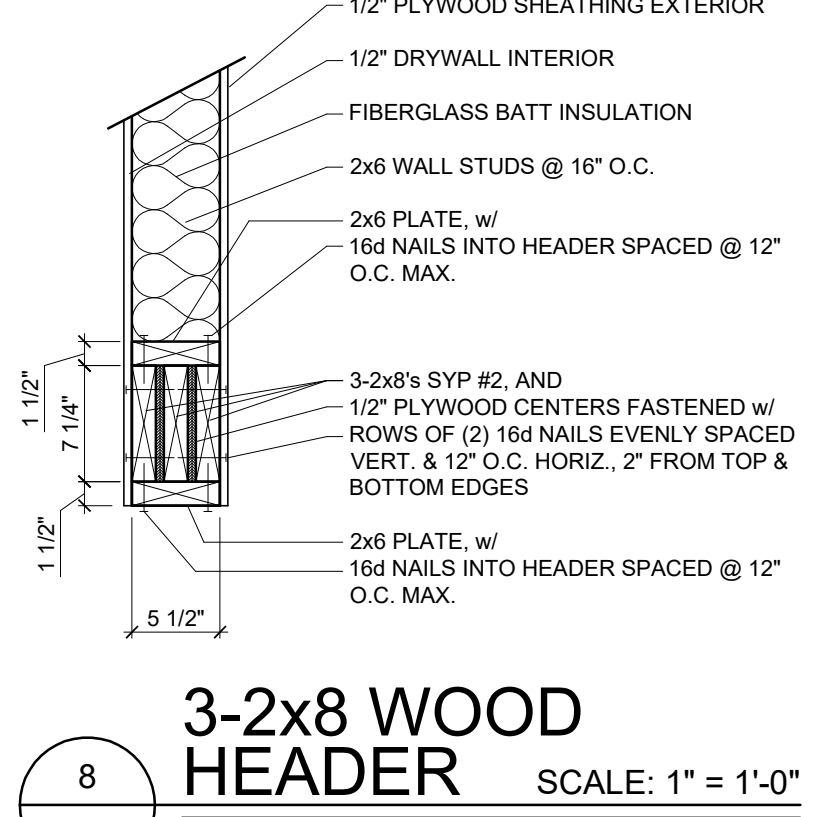
1 DETAIL SCALE: 3/4" = 1'-0"
S-2 TYP. CONTROL JOINT



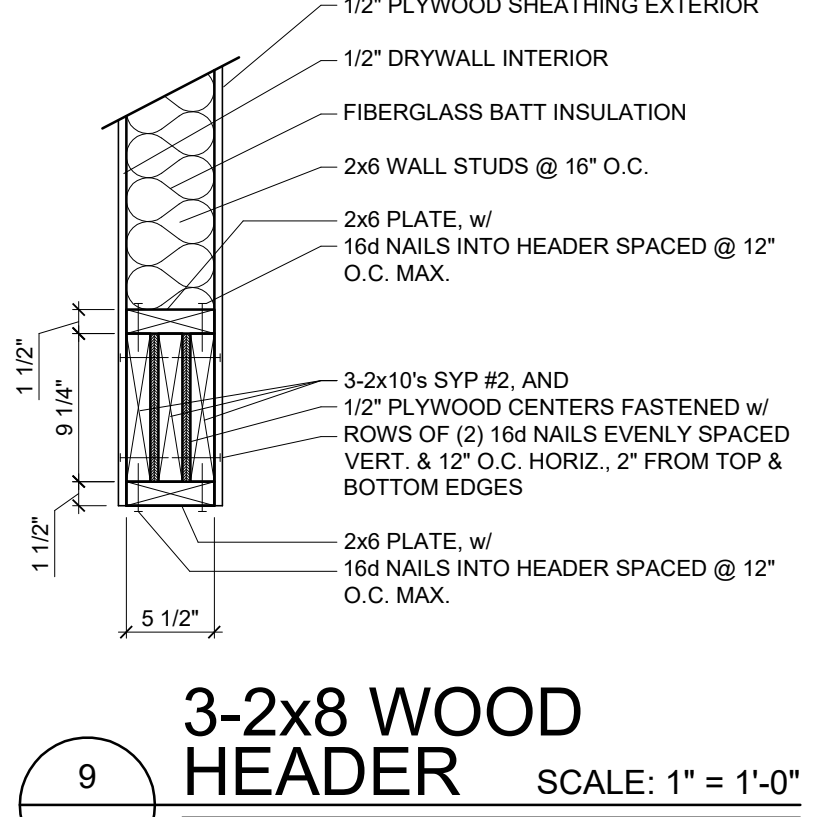
2 DETAIL SCALE: 1-1/2" = 1'-0"
S-2 TYP. SLAB CONSTRUCTION JOINT, USE AS REQUIRED



3 DETAIL SCALE: 3/4" = 1'-0"
S-2 TYP. TURN DOWN FOOTING AT WALKWAYS



8 3-2x8 WOOD HEADER SCALE: 1" = 1'-0"
S-2 EXTERIOR HEADER FOR ACCESS DOORS & WINDOWS SEE HEADER DETAIL BELOW FOR KING & JACK STUDS NOT FOR OVERHEAD GARAGE DOORS



9 3-2x8 WOOD HEADER SCALE: 1" = 1'-0"
S-2 EXTERIOR HEADER FOR ACCESS DOORS & WINDOWS SEE HEADER DETAIL BELOW FOR KING & JACK STUDS NOT FOR OVERHEAD GARAGE DOORS

STRUCTURAL NOTES

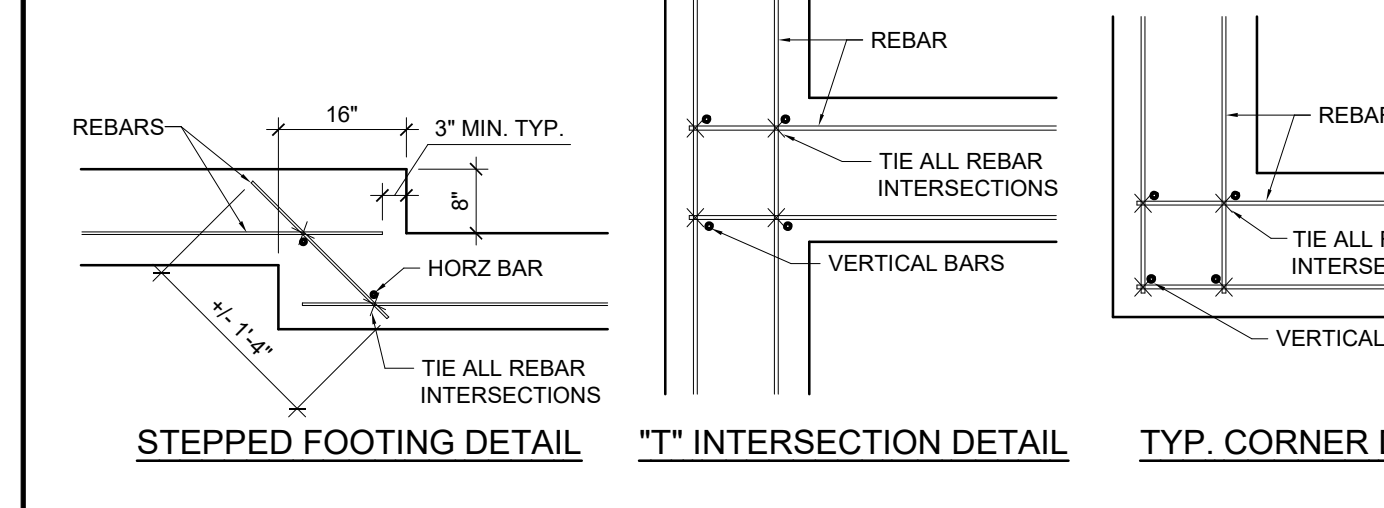
- FOUNDATIONS**
- ALLOWABLE DESIGN SOIL BEARING PRESSURE OF 1500 PSF ASSUMED SHALL BE VERIFIED IN THE FIELD BEFORE START OF CONSTRUCTION. DISCREPANCIES SHALL BE BROUGHT TO THE IMMEDIATE ATTENTION OF THE ENGINEER.
 - FOOTINGS SHALL BE CARRIED TO LOWER ELEVATIONS THAN THOSE SHOWN ON THE DRAWINGS IF REQUIRED BY THE ENGINEER IN ORDER TO REACH FIRM SOIL.
 - COMPACT ALL FILL UNDER BUILDING TO 98 PERCENT MAXIMUM DENSITY AS DETERMINED BY ASTM D698. PLACE IN LAYERS 8" MAXIMUM LOOSE THICKNESS. VERIFY FIELD DENSITY, ASTM D1556, WITH AT LEAST ONE TEST PER 1,000 SQUARE FOOT PER LAYER.
- CONCRETE**
- CONCRETE COMPRESSIVE STRENGTH IN 28 DAYS = 3,000 PSI.
 - REINFORCING: ASTM A615 - STIRRUPS AND TIES GRADE 40, ELSEWHERE GRADE 60.
 - GRout UNDER BASE PLATES SHALL BE NON-SHRINKING TYPE AS APPROVED BY THE ENGINEER.
 - BAR DETAILS AND SUPPORTS: ACI DETAILING MANUAL AND BUILDING CODE. LAP ALL SPLICES 48 TIMES THE BAR DIAMETER, U.N.O.
 - COVERAGE FROM FACE OF CONCRETE TO STEEL: FOOTINGS _____ 3 INCHES SLABS EXPOSED TO EARTH AND WEATHER _____ 1 1/2 INCHES
 - PROVIDE WWF REINFORCING IN ALL SLABS ON GROUND: 4" SLAB _____ 6 X 6 - W1.4 X W1.4 PLACE WWF AT MID DEPTH OF SLAB, TYPICAL U.N.O.
 - ALL EXPANSION STRIPS SHALL BE 1/2" THICK U.N.O.

- STRUCTURAL MASONRY**
- MASONRY WALLS, FOUNDATION WALLS, AND OTHER MASONRY SO DESIGNATED ON THE DRAWINGS ARE CONSIDERED HERE TO BE STRUCTURAL MASONRY.
 - COMPRESSIVE STRENGTH OF MASONRY UNITS: CONCRETE MASONRY UNITS SHALL CONFORM TO ASTM C 90, TYPE II AND BE MADE WITH LIGHTWEIGHT AGGREGATE. SOLID CLAY UNITS _____ 8,000 PSI CONCRETE UNITS _____ 2,000 PSI ON NET AREA
 - MORTAR - TYPE S ASTM C 270, AGGREGATE FOR MORTAR SHALL COMPLY WITH ASTM C 144.
 - MORTAR FOR REINFORCED MASONRY - TYPE S ASTM C270.
 - GRout FOR REINFORCED MASONRY: 9" TO 11" SLUMP, 3/8" MAXIMUM SIZE PEA GRAVEL. CONCRETE FOR GRout SPACE 3"x4" AND GREATER, 5" SLUMP FINE GRout ASTM C476 FOR GRout SPACE 2"x4" TO 3"x4". COMPRESSIVE STRENGTH - 3000 PSI.
 - PROVIDE CLEAN-OUT OPENINGS AT THE BOTTOM OF EACH GROUT LIFT. CLEAN-OUT OPENINGS SHALL BE PROVIDED AT EACH CELL TO FILLED WITH GRout.
 - REINFORCING GRADE AND DETAILS AS FOR CONCRETE. TIE IN POSITION AND PLACE CONCRETE AROUND REINFORCING DURING CONSTRUCTION OF MASONRY. DO NOT PUSH REINFORCING DOWN INTO PREVIOUSLY PLACED GRout FILL. SET BOLTS SIMILARLY.
 - PROVIDE STANDARD 9 GAGE TRUSS TYPE HORIZONTAL JOINT REINFORCING IN CMU WALLS AT 16" O.C. VERTICAL AND IN TWO JOINTS IMMEDIATELY ABOVE AND BELOW ALL OPENINGS.
 - CONCRETE MASONRY CONSTRUCTION SHALL CONFORM TO THE "SPECIFICATIONS FOR MASONRY STRUCTURES" ACI 530.1-99 / ASCE 6-99.
 - REINFORCING STEEL SHALL COMPLY WITH ASTM A-615, GRADE 60. SHOP FABRICATE REINFORCING BARS WHICH ARE SHOWN TO BE BENT OR HOOKED.

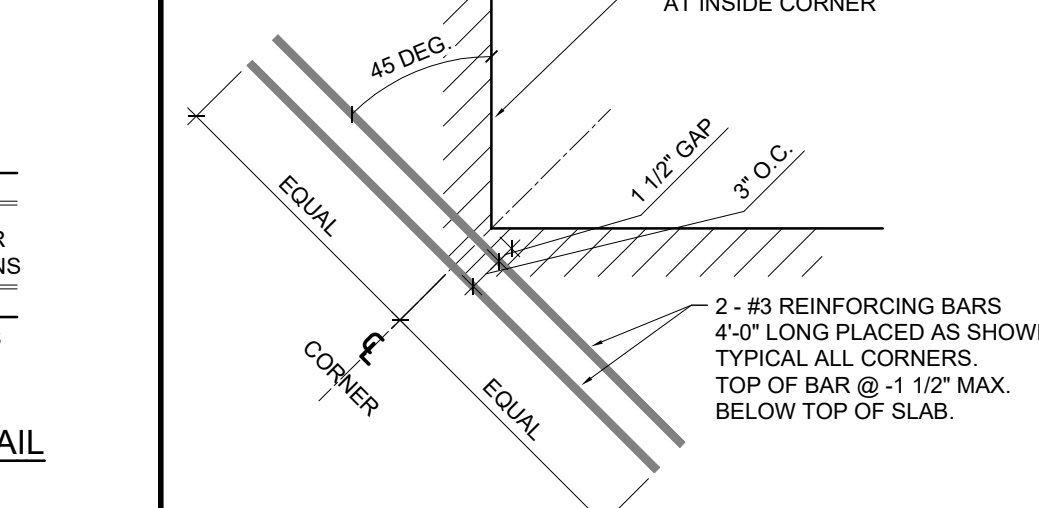
- STRUCTURAL STEEL**
- STRUCTURAL STEEL SHALL COMPLY WITH THE FOLLOWING SPECIFICATIONS. STRUCTURAL STEEL SHAPES, PLATES AND BARS: ASTM A36. "W" STRUCTURAL STEEL SHAPES: ASTM A992, GRADE 50. STRUCTURAL TUBE SHAPES: ASTM A500, GRADE B. ANCHOR BOLTS: ASTM A307.
 - DESIGN, FABRICATION AND ERECTION: AISC SPECIFICATIONS FOR BUILDINGS.
 - CONNECTIONS NOT DETAILED SHALL BE DESIGNED FOR LOADS SHOWN ON DRAWINGS OR FOR LOADS GIVEN IN STANDARD AISC LOAD TABLES FOR SPAN, SECTION AND STRENGTH SPECIFIED. BOLTED CONNECTIONS WITH 3/4" DIAMETER A325 BOLTS U.N.O. TIGHTEN NUTS TO A MINIMUM OF 200 FT-LB OF TORQUE.
 - WELDS SHALL BE IN ACCORDANCE WITH AWS D1.1 AND SHALL BE MADE ONLY BY OPERATORS CERTIFIED BY THE STANDARD QUALIFICATION PROCEDURE PLUS FROM SOLE PLATE AT TOP OF FND. WALL TO RAFTER BEARING PLATE ABOVE.
 - RETURN ALL WELDS AT THE CORNERS TWICE THE NORMAL SIZE OF THE WELD MINIMUM.
 - WHERE PLATES ARE FILLET WELDED OT MEMBERS AND NO WELD SIZE IS SPECIFIED PROVIDE FULL LENGTH FILLET WELDS BOTH SIDES OF PLATE AS FOLLOWS:

PLATE	3/16"	1/4"	5/16"	3/8"	7/16"	1/2"	9/16"	5/8"
WELD	3/16"	3/16"	3/16"	1/4"	1/4"	5/16"	3/8"	7/16"

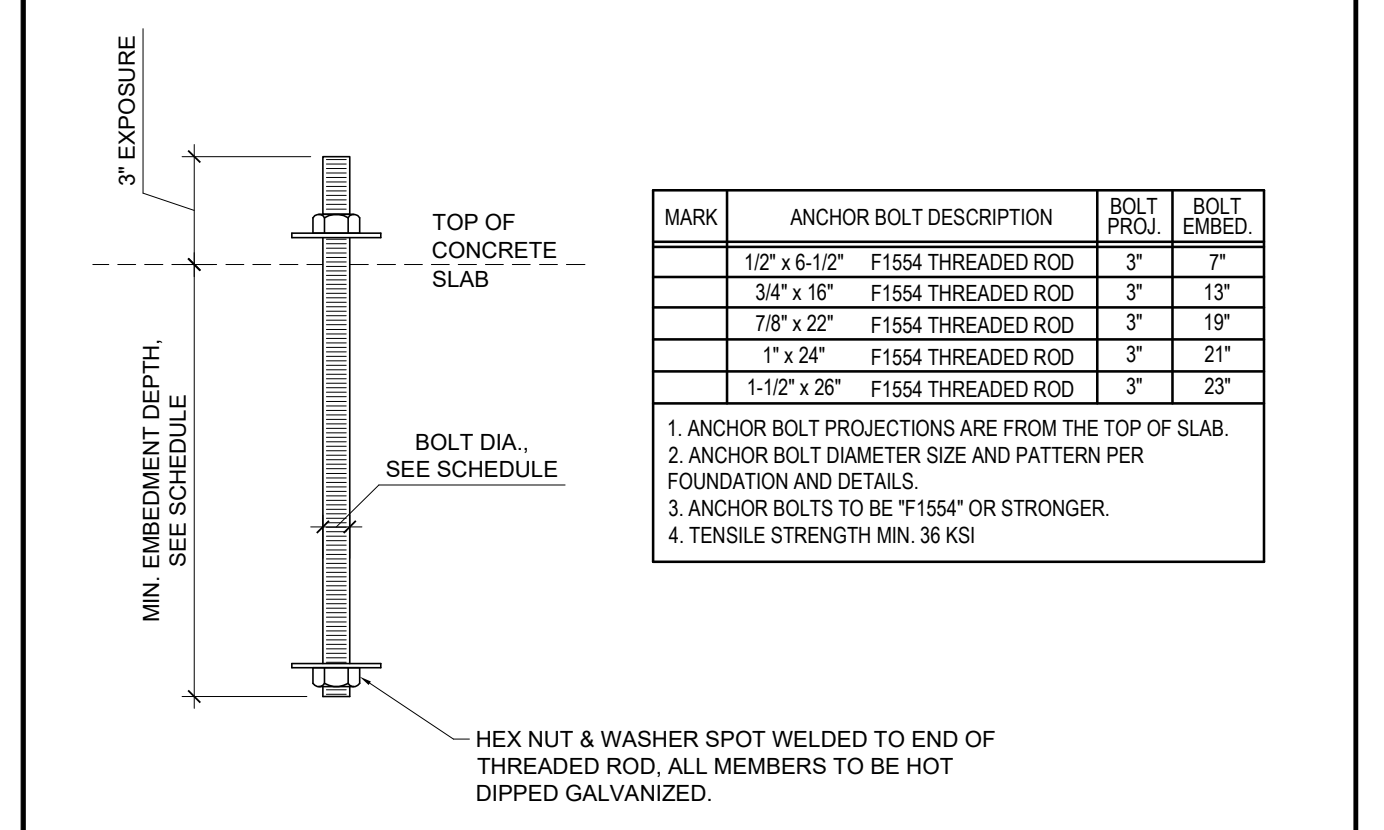
- METAL ROOF TIE OPTIONS**
- ROOF RAFTERS, REPETITIVE MEMBERS:
- SIMPSON H16 HURRICANE TIE EACH RAFTER EACH END FASTENED W/ SIMPSON 10d x1-1/2" NAILS IN EACH HOLE OF CONNECTOR "OR"
 - SIMPSON H2.5A HURRICANE TIE EACH RAFTER (OPPOSITE SIDES) EACH END FASTENED W/ SIMPSON 10d x1-1/2" NAILS IN EACH HOLE OF CONNECTORS
- ROOF HIP & VALLEY MEMBERS:
- SIMPSON H10 HURRICANE TIE EACH MEMBER EACH END FASTENED W/ SIMPSON 10d x1-1/2" NAILS IN EACH HOLE OF CONNECTOR
- ENGINEERED WOOD FRAMING**
- ALL ENGINEERED WOOD LVL'S SPECIFIED ARE TO GEORGIA PACIFIC BRAND RATED AT 2.0E OR EQUAL.
 - ALL ASPECTS OF ENGINEERED WOOD INSTALLATION SHALL BE DONE STRICTLY ACCORDING TO THE MANUFACTURERS SPECIFICATIONS AND INSTALLATION INSTRUCTIONS. IT IS THE RESPONSIBILITY OF THE BUILDER TO BECOME AWARE AND WELL VERSED OF SAME.
 - ALL METAL CONNECTORS IN CONTACT WITH PRESSURE TREATED WOOD TO HAVE MANUFACTURERS FACTORY APPLIED ADDITIONAL CORROSION PROTECTION FROM PRESSURE TREATED WOOD PRESERVATIVES, SEE MANUF. SPEC'S. FOR MORE INFORMATION.
 - MIN. 2 BEARING STUDS ARE TO BE USED UNDER EACH END OF ALL BEAMS AND HEADERS UNLESS NOTED WITH THIS SYMBOL. IF BEARING LOCATION IS NOTED WITH THIS SYMBOL, IT INDICATES THE NUMBER OF BEARING STUDS TO BE USED. (MIN. #2 SPF UNLESS NOTED OTHERWISE)



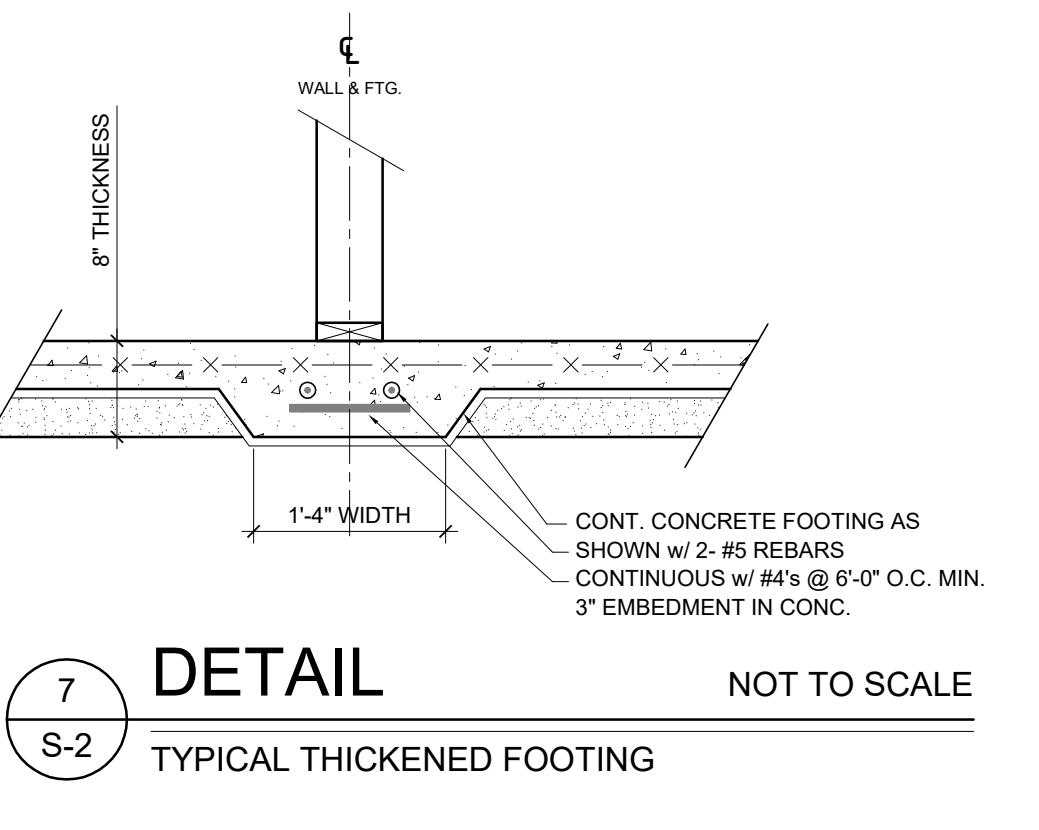
4 TYP. FTG. DETAILS SCALE: 1/2" = 1'-0"
S-2



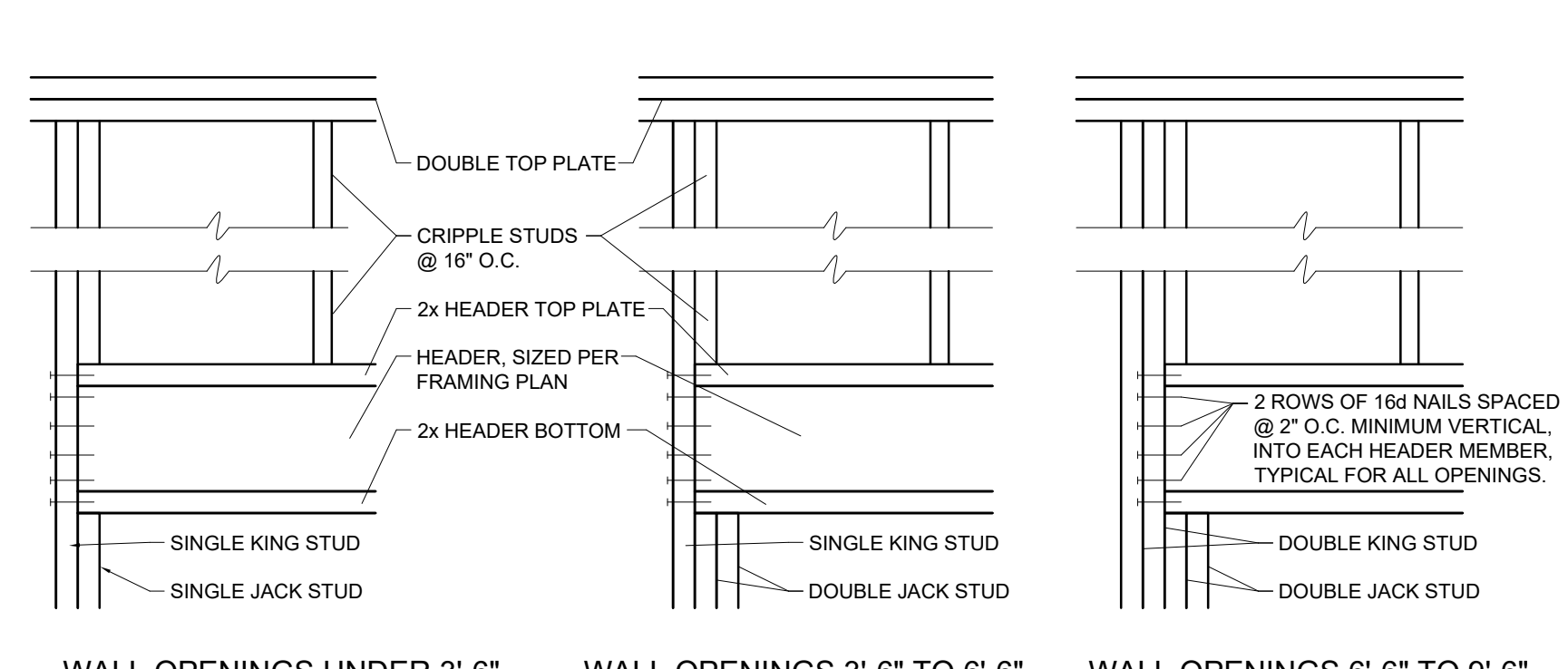
5 DETAIL SCALE: 3/4" = 1'-0"
S-2 INSIDE CORNER SLAB REINFORCING



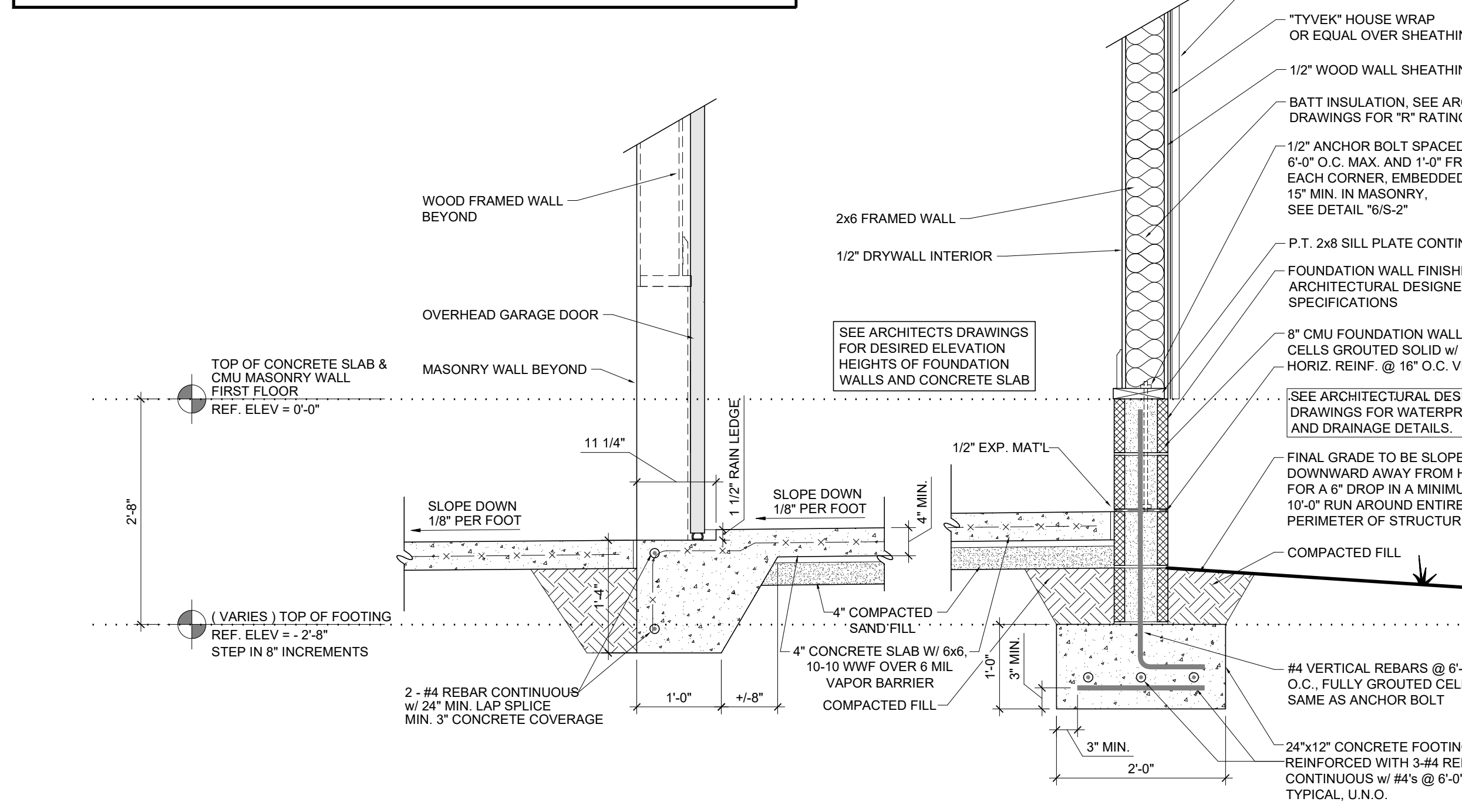
6 DETAIL NOT TO SCALE
S-2 TYP. ANCHOR BOLT



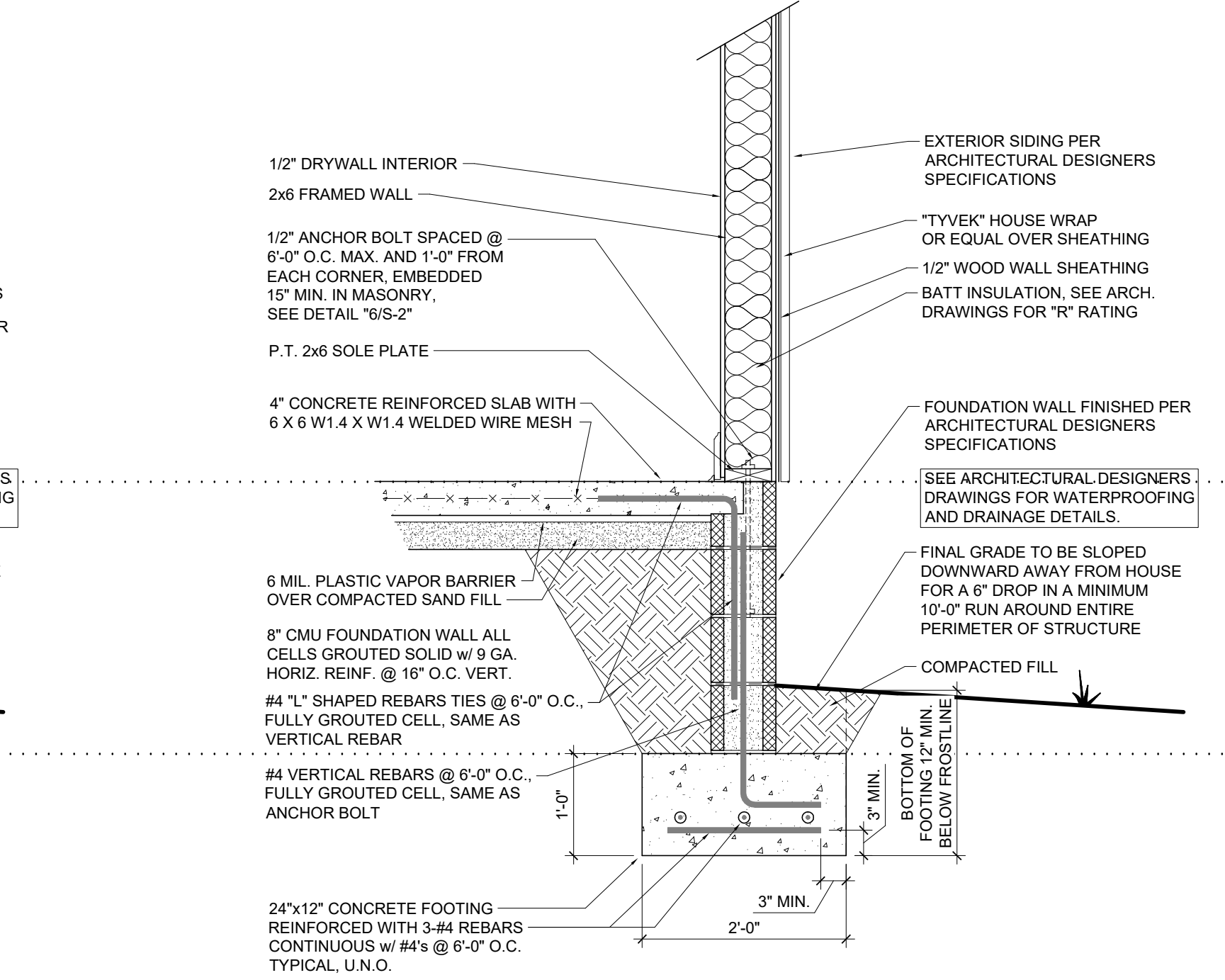
7 DETAIL NOT TO SCALE
S-2 TYPICAL THICKENED FOOTING



10 HEADER DETAIL SCALE: 1" = 1'-0"
S-2 TYPICAL KING AND JACK STUD CONFIGURATION FOR UP TO 9'-6" WALL OPENINGS, UNLESS OTHERWISE NOTED ON PLANS NOT FOR OVERHEAD GARAGE DOORS



11 SECTION SCALE: 3/4" = 1'-0"
S-2 GARAGE DOOR RAIN LEDGE



12 SECTION SCALE: 3/4" = 1'-0"
S-2 TYPICAL GARAGE FOUNDATION WALL



13 SECTION SCALE: 3/4" = 1'-0"
S-2 TYPICAL HOUSE FOUNDATION WALL

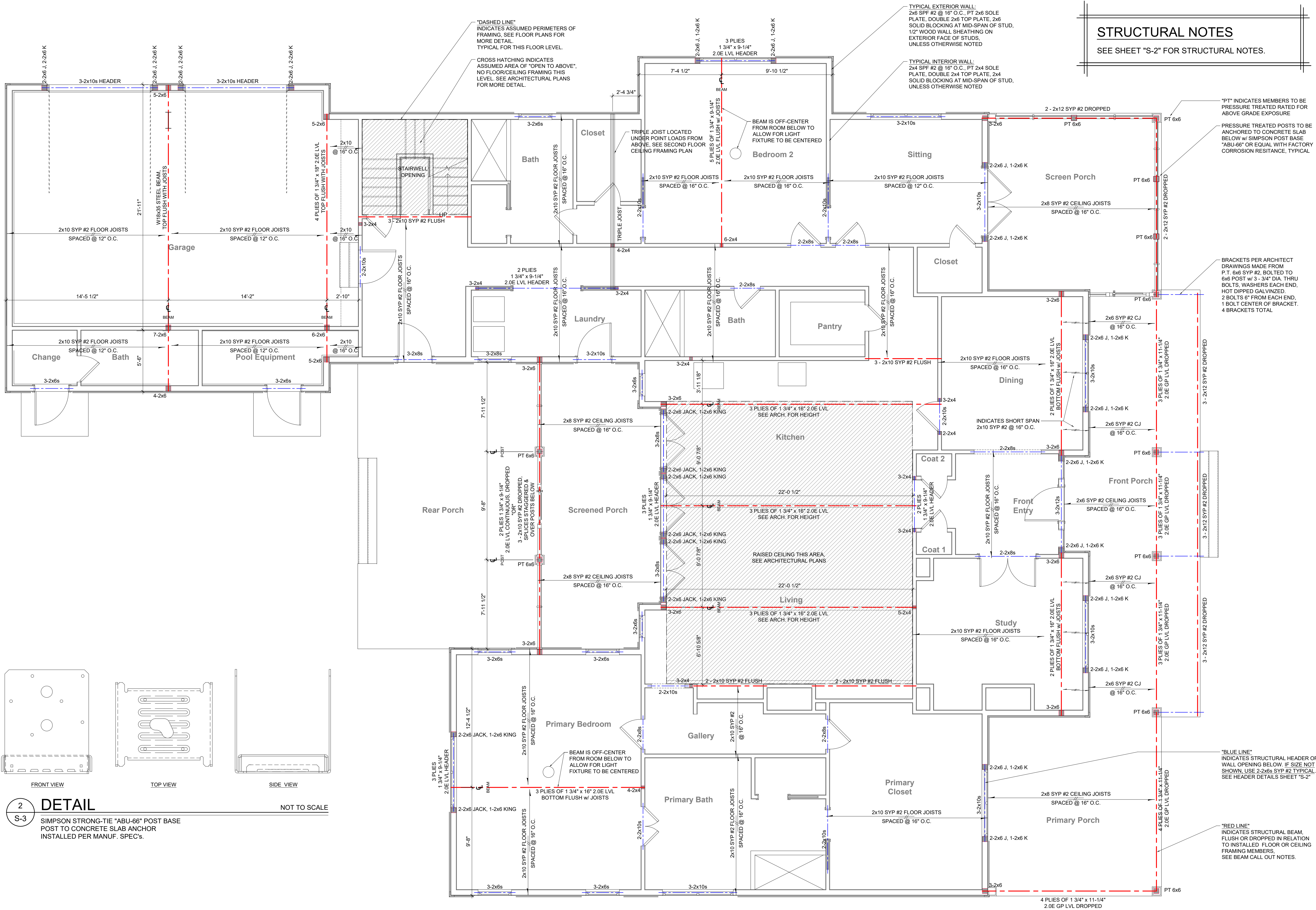
Architectural Firm:
Filter Design Studio, PLLC
Ryan Edwards, Architect
Office 919.422.5598
712 Arendell Street PO Box 735 Morehead City, NC 28557

BARTLETT
ENGINEERING & SURVEYING, PC
11108 North Street North
Charlotte, NC 28217
Licenses # C-1551
www.bartlettusa.com

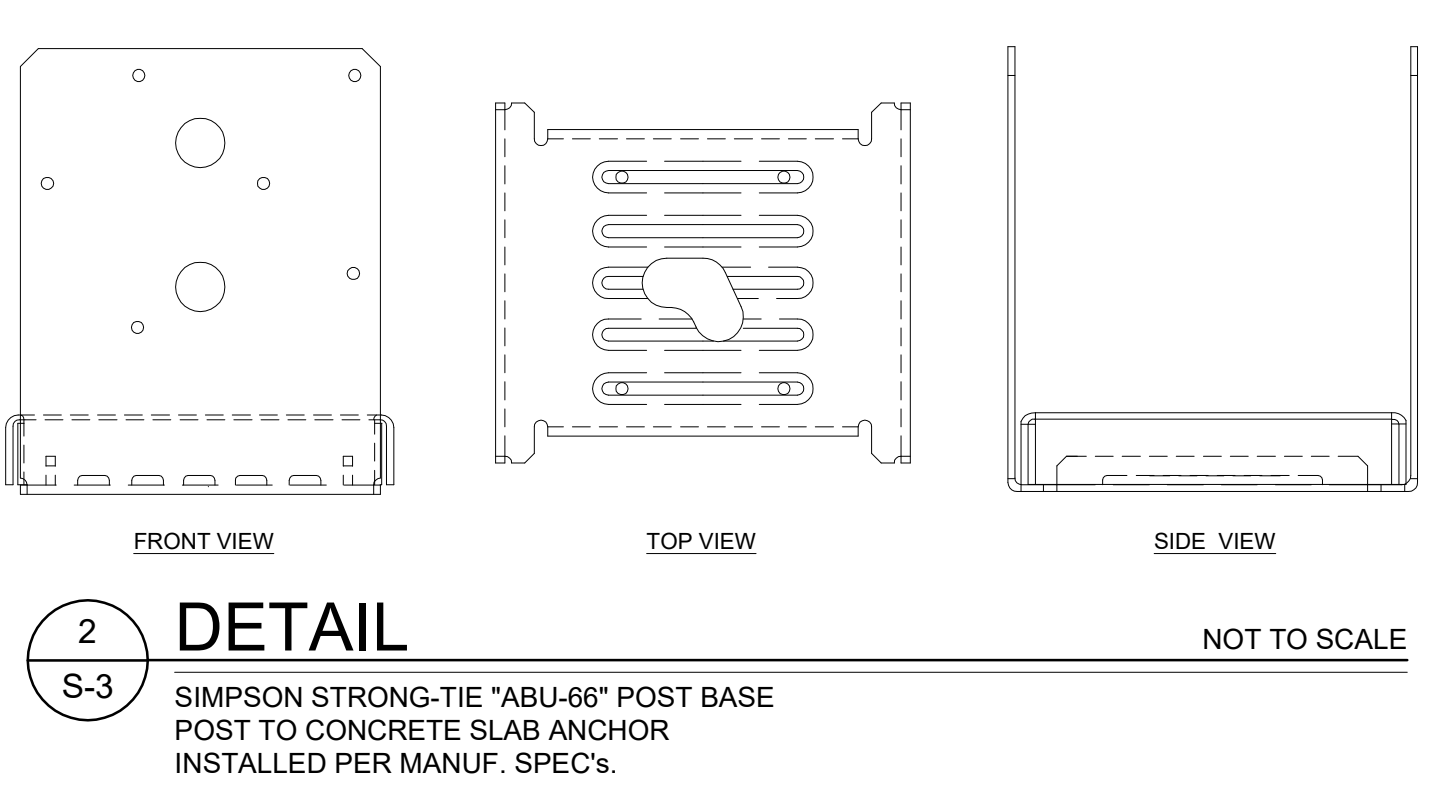
Professional Seal
ROBERT S. BARTLETT
ENGINEER
12-15-2021

Title Sheet:	Description:
Rev:	Date:

Foundation Details & Notes
Structural Plans for:
Single Family Residence
Atkins Road Fuquay Varina, NC
Drawn by: M. Morgan
Issue Date: 12-15-2021
Project Number:
Sheet: **S-2**




STRUCTURAL NOTES
SEE SHEET "S-2" FOR STRUCTURAL NOTES.



1 SECOND FLOOR FRAMING PLAN

SCALE: 1/4" = 1'-0"

Architectural Firm:
Filter Design Studio, PLLC
Ryan Edwards, Architect
Office 919.422.5598
712 Arendell Street PO Box 735 Morehead City, NC 28557



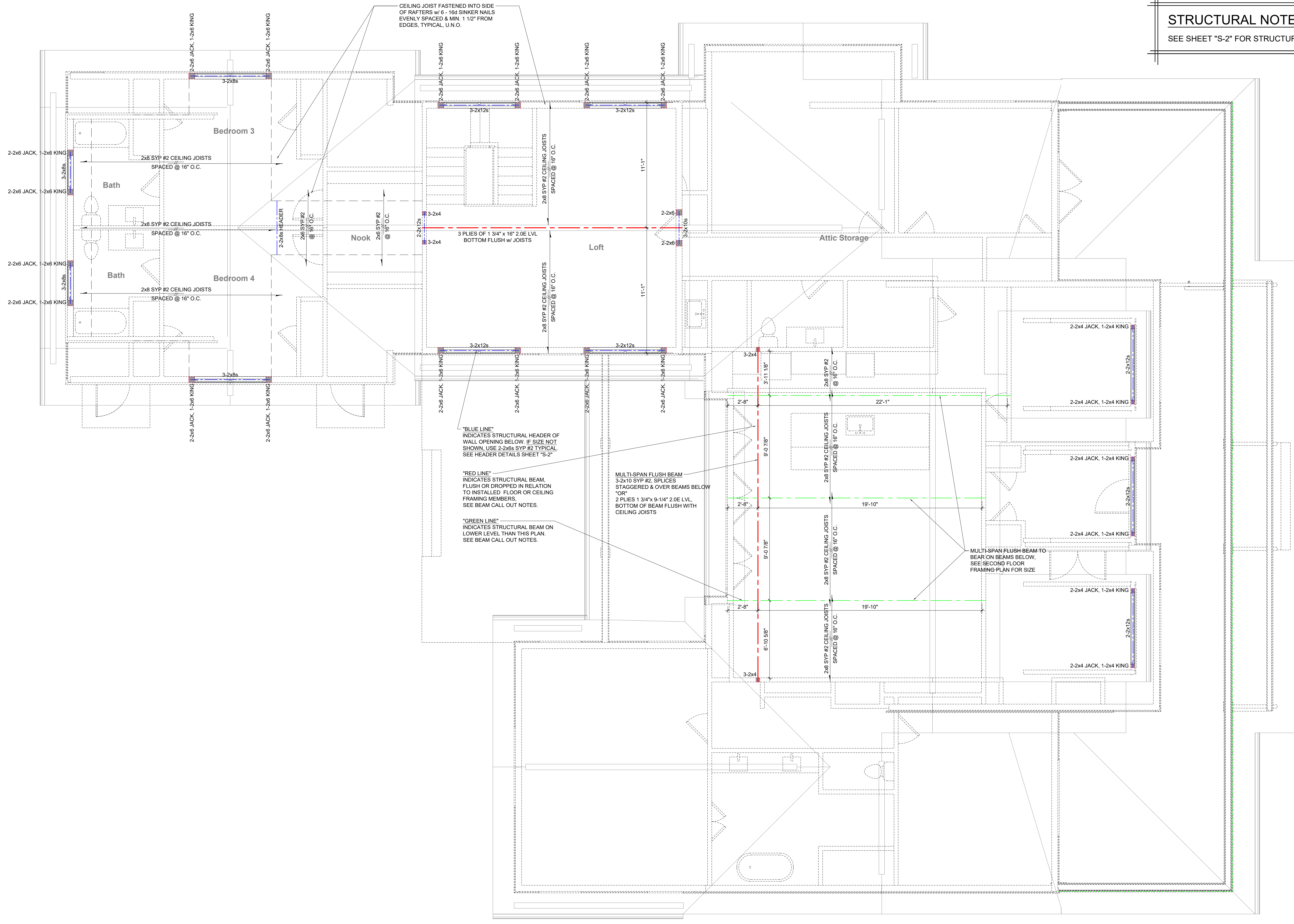
Date: _____
Rev: _____

Title Sheet:
SECOND FLOOR FRAMING PLAN
Structural Plans for:
Single Family Residence
Atkins Road Fuquay Varina, NC

Drawn by: M. Morgan
Issue Date: 12-15-2021
Project Number:
Sheet: **S-3**

STRUCTURAL NOTES

SEE SHEET "S-2" FOR STRUCTURAL NOTES.



"BLUE LINE"
INDICATES STRUCTURAL HEADER OF
WALL OPENING BELOW. IF SIZE NOT
SHOWN, USE 2-2x6s SYP #2 TYPICAL.
SEE HEADER DETAILS SHEET "S-2".

"RED LINE"
INDICATES STRUCTURAL BEAM,
FLUSH OR DROPPED IN RELATION
TO INSTALLED FLOOR OR CEILING
FRAMING MEMBERS.
SEE BEAM CALL OUT NOTES.

"GREEN LINE"
INDICATES STRUCTURAL BEAM ON
LOWER LEVEL THAN THIS PLAN.
SEE BEAM CALL OUT NOTES.

MULTI-SPAN FLUSH BEAM
3-2x10 SYP #2, SPLICES
STAGGERED & OVER BEAMS BELOW
"OR"
2 PLYS 1 3/4"x 9-1/4" 2.0E LVL
BOTTOM OF BEAM FLUSH WITH
CEILING JOISTS

MULTI-SPAN FLUSH BEAM TO
BEAR ON BEAMS BELOW,
SEE SECOND FLOOR
FRAMING PLAN FOR SIZE

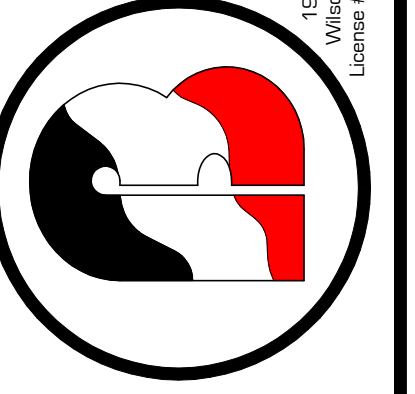
1 SECOND FLOOR CEILING FRAMING PLAN

S-4

SCALE: 1/4" = 1'-0"

Architectural Firm:
Filter Design Studio, PLLC
Ryan Edwards, Architect
Office 919.422.5598
712 Arendell Street PO Box 735 Morehead City, NC 28557

BARTLETT
ENGINEERING & SURVEYING, PC
11508 North Street North
Charlotte, NC 28217
License # C-1551



12-15-2021

Rev	Date	Description

Title Sheet:
SECOND FLOOR CEILING FRAMING

Project:
Single Family Residence
Structural Plans for:
Atkins Road Fuquay Varina, NC

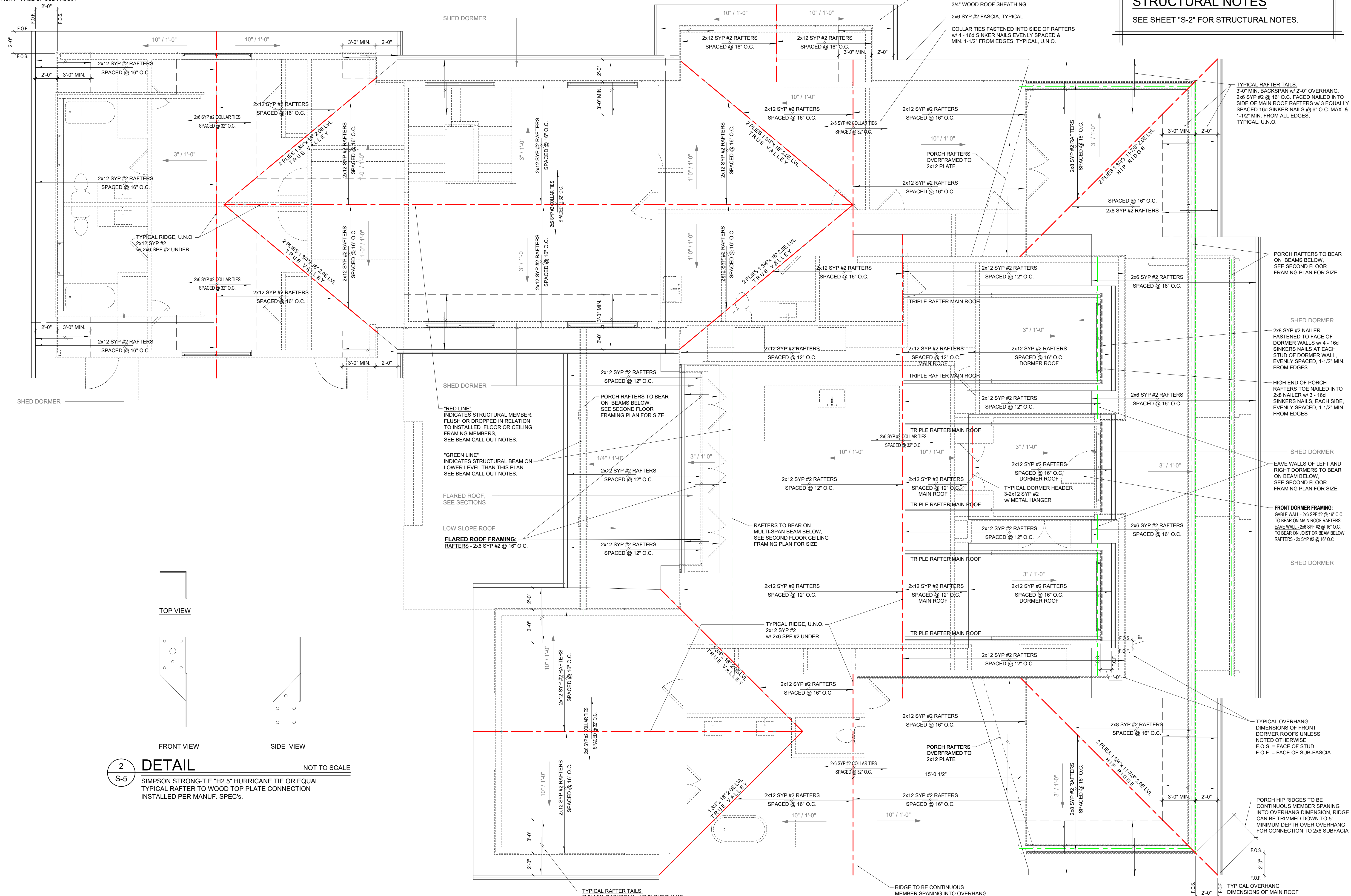
Drawn by: M. Morgan
Issue Date: 12-15-2021
Project Number:
Sheet: **S-4**

TYPICAL OVERHANG DIMENSIONS OF MAIN ROOF UNLESS NOTED OTHERWISE
 F.O.S. = FACE OF STUD
 F.O.F. = FACE OF SUB-FASCIA

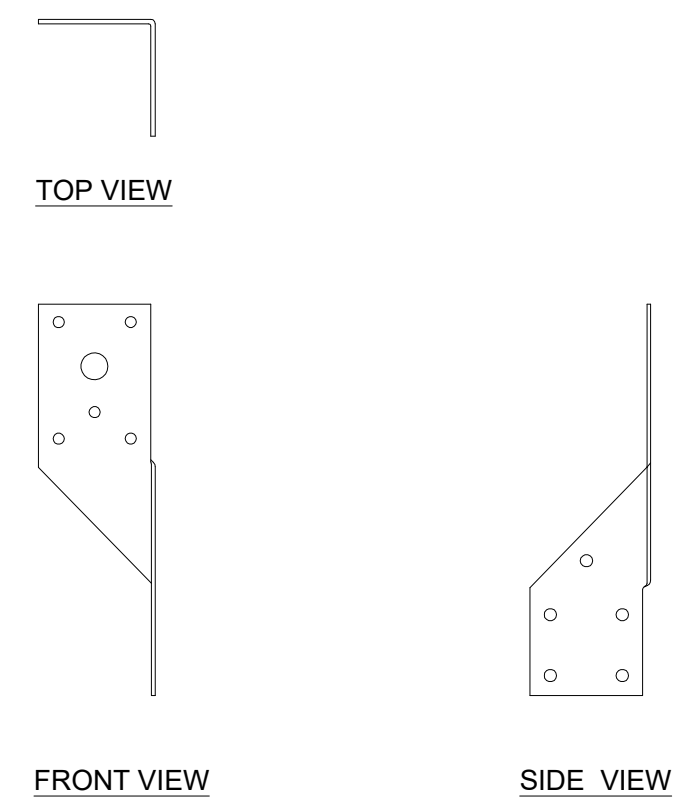
TYPICAL ROOF FRAMING: WOOD FRAMING AS SHOWN, SECURED TO TOP PLATE OF WALL "or" BEARING PLATE, w/ SIMPSON H2.5 HURRICANE TIES OR EQUAL, INSTALLED PER MANUF. SPECIFICATIONS. SEE DETAIL "2x6-5" 3/4" WOOD ROOF SHEATHING

STRUCTURAL NOTES
 SEE SHEET "S-2" FOR STRUCTURAL NOTES.

TYPICAL RAFTER TAILS: 3'-0" MIN. BACKSPAN w/ 2'-0" OVERHANG. 2x6 SYP #2 @ 16" O.C. FACED NAILED INTO SIDE OF MAIN ROOF RAFTERS w/ 3 EQUALLY SPACED 16d SINKER NAILS @ 6" O.C. MAX. & 1-1/2" MIN. FROM ALL EDGES. TYPICAL, U.N.O.





2 DETAIL NOT TO SCALE
 S-5 SIMPSON STRONG-TIE "H2.5" HURRICANE TIE OR EQUAL TYPICAL RAFTER TO WOOD TOP PLATE CONNECTION INSTALLED PER MANUF. SPEC'S.



1 ROOF FRAMING PLAN
 S-5

Architectural Firm:
Filter Design Studio, PLLC
 Ryan Edwards, Architect
 Office 919.422.5598
 712 Arendell Street PO Box 735 Morehead City, NC 28557



Title Sheet:	Roof Framing Plan
Rev:	
Date:	
Description:	

Structural Plans for:
Single Family Residence
 Atkins Road Fuquay Varina, NC

Drawn by: M. Morgan
 Issue Date: 12-15-2021
 Project Number:
 Sheet: **S-5**