


GENERAL NOTES

1. ALL WORK SHALL BE PERFORMED IN ACCORDANCE WITH ALL APPLICABLE NATIONAL, STATE, AND LOCAL CODES AND REGULATIONS.
2. CONTRACTOR SHALL THOROUGHLY REVIEW ALL SHEETS IN PLAN SET AND VERIFY ALL DETAILS AND DIMENSIONS BEFORE BEGINNING CONSTRUCTION. ANY DISCREPANCIES SHALL BE REPORTED TO RENAISSANCE RESIDENTIAL DESIGN, INC. FOR JUSTIFICATION AND/OR CORRECTION BEFORE PROCEEDING WITH WORK. CONTRACTORS SHALL ASSUME RESPONSIBILITY FOR ERRORS THAT ARE NOT REPORTED PRIOR TO CONSTRUCTION.
3. ALL DIMENSIONS SHOULD BE READ OR CALCULATED AND NEVER SCALED.
4. CONTRACTOR SHALL ENSURE COMPATIBILITY OF THE BUILDING WITH ALL SITE REQUIREMENTS.

PLANS DESIGNED TO THE
**2018 NORTH CAROLINA STATE
 RESIDENTIAL BUILDING CODE.**



RENAISSANCE
 RESIDENTIAL DESIGN, INC.
 RALEIGH, NC 27612
 (919) 648-4128

WWW.RENAISSANCE-NC.COM
 The art of transforming your vision into reality.

RENAISSANCE RESIDENTIAL DESIGN, INC. RESERVES THE RIGHT TO MAKE MODIFICATIONS TO FLOOR PLANS, DIMENSIONS, MATERIALS, AND SPECIFICATIONS WITHOUT NOTICE. THESE DRAWINGS ARE FOR THE PURPOSE OF CONVEYING AN ARCHITECTURAL CONCEPT ONLY.

RENAISSANCE RESIDENTIAL DESIGN, INC. HEREBY EXPRESSLY RESERVES ITS COMMON LAW COPYRIGHT AND OTHER PROPERTY RIGHTS IN THESE PLANS. THESE PLANS AND DRAWINGS ARE NOT TO BE REPRODUCED, CHANGED, OR COPIED IN ANY FORM OR MANNER WITHOUT FIRST OBTAINING THE EXPRESS WRITTEN CONSENT OF RENAISSANCE RESIDENTIAL DESIGN, INC. NOR ARE THEY TO BE ASSIGNED TO ANY THIRD PARTY WITHOUT FIRST OBTAINING SAID WRITTEN PERMISSION AND CONSENT.

WEAVER
HOMES
 350 Waggoner Drive • Fayetteville, NC 28303
 910.690.2190 • 800.802.2190
 www.weaver-homes.com

PRICE PROMOTIONS, INCENTIVES, FEATURES, OPTIONS, FLOOR PLANS, ELEVATIONS, DESIGNS, MATERIALS AND DIMENSIONS ARE SUBJECT TO CHANGE WITHOUT NOTICE. SQUARE FOOTAGE AND DIMENSIONS ARE ESTIMATED AND HOUSE ONLY. HOUSE ONLY WILL BE DETERMINED BY THE SITE PLAN AND PLOT PLAN. FLOOR PLANS AND ELEVATION RENDERINGS ARE ARTIST CONCEPTIONS. FLOOR PLANS ARE THE COPYRIGHTED PROPERTY OF WEAVER HOMES. NO USE FOR REPRODUCTION, REPRODUCTION, OR SALE OF ANY KIND IS PROHIBITED. SEE NEW HOME SALES CONSULTANT FOR CURRENT DETAILS. COPYRIGHT © 2020 WEAVER HOMES

WEAVER HOMES
CAROLINA COLLECTION
MAGNOLIA-11 DRIVE LEFT

DATE: FEBRUARY 19, 2021
 REV.:
 SCALE: AS NOTED
 DRAWN BY: WG
 ENGINEERED BY:
 REVIEWED BY:

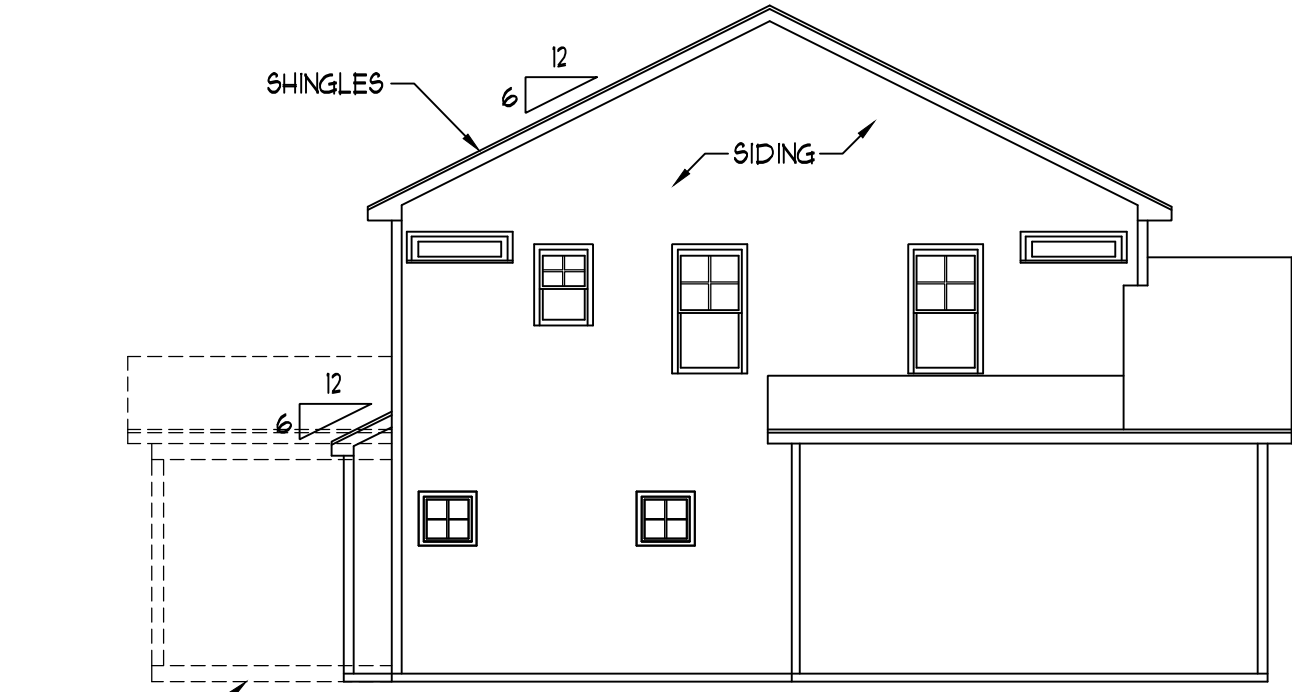
A - ELEVATIONS
A-1



STEPS PER GRADE AS REQ.

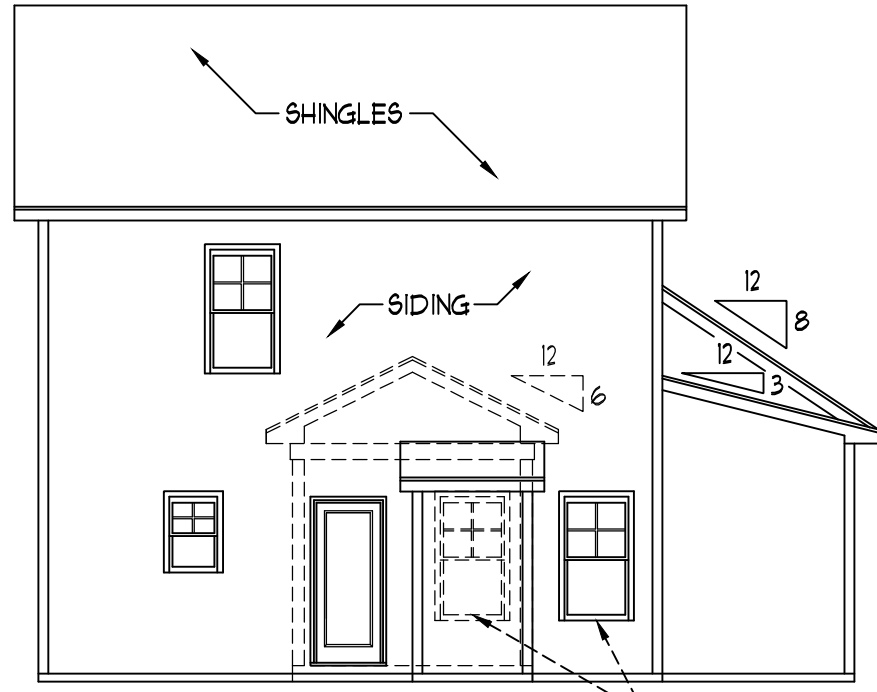
FRONT ELEVATION-A

SCALE: 1/4" = 1'-0"



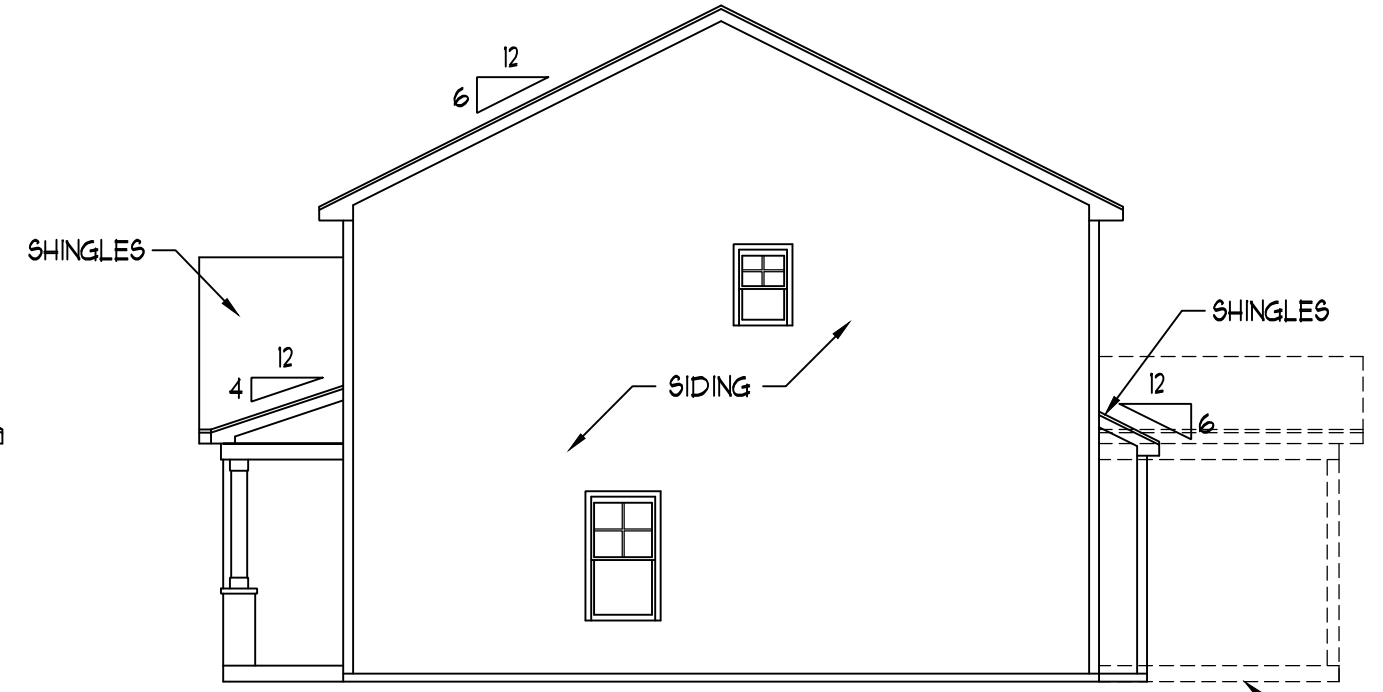
LEFT ELEVATION

SCALE: 1/8" = 1'-0"



REAR ELEVATION

SCALE: 1/8" = 1'-0"



RIGHT ELEVATION


SCALE: 1/8" = 1'-0"

SCALE NOTE: 18x24 PRINTS ARE TO SCALE AS NOTED.
 11x17 PRINTS ARE NOT TO SCALE

GENERAL NOTES

1. ALL WORK SHALL BE PERFORMED IN ACCORDANCE WITH ALL APPLICABLE NATIONAL, STATE, AND LOCAL CODES AND REGULATIONS.
2. CONTRACTOR SHALL THOROUGHLY REVIEW ALL SHEETS IN PLAN SET AND VERIFY ALL DETAILS AND DIMENSIONS BEFORE BEGINNING CONSTRUCTION. ANY DISCREPANCIES SHALL BE REPORTED TO RENAISSANCE RESIDENTIAL DESIGN, INC. FOR JUSTIFICATION AND/OR CORRECTION BEFORE PROCEEDING WITH WORK. CONTRACTORS SHALL ASSUME RESPONSIBILITY FOR ERRORS THAT ARE NOT REPORTED PRIOR TO CONSTRUCTION.
3. ALL DIMENSIONS SHOULD BE READ OR CALCULATED AND NEVER SCALED.
4. CONTRACTOR SHALL ENSURE COMPATIBILITY OF THE BUILDING WITH ALL SITE REQUIREMENTS.

PLANS DESIGNED TO THE
**2018 NORTH CAROLINA STATE
 RESIDENTIAL BUILDING CODE.**



RENAISSANCE
 RESIDENTIAL DESIGN, INC.
 RALEIGH, NC 27612
 (919) 648-4128

WWW.RENAISSANCE-NC.COM
 The art of transforming your vision into reality.

RENAISSANCE RESIDENTIAL DESIGN, INC. RESERVES THE RIGHT TO MAKE MODIFICATIONS TO FLOOR PLANS, DIMENSIONS, MATERIALS, AND SPECIFICATIONS WITHOUT NOTICE. THESE DRAWINGS ARE FOR THE PURPOSE OF CONVEYING AN ARCHITECTURAL CONCEPT ONLY.

RENAISSANCE RESIDENTIAL DESIGN, INC. HEREBY EXPRESSLY RESERVES ITS COMMON LAW COPYRIGHT AND OTHER PROPERTY RIGHTS IN THESE PLANS. THESE PLANS AND DRAWINGS ARE NOT TO BE REPRODUCED, CHANGED, OR COPIED IN ANY FORM OR MANNER WITHOUT FIRST OBTAINING THE EXPRESS WRITTEN CONSENT OF RENAISSANCE RESIDENTIAL DESIGN, INC. NOR ARE THEY TO BE ASSIGNED TO ANY THIRD PARTY WITHOUT FIRST OBTAINING SAID WRITTEN PERMISSION AND CONSENT.

WEAVER
 HOMES
 350 Waggoner Drive • Fayetteville, NC 28303
 910.690.2100 • 800.802.2190
 www.weaver-homes.com

PRICE PROMOTIONS, INCENTIVES, FEATURES, OPTIONS, FLOOR PLANS, ELEVATIONS, DESIGNS, MATERIALS AND DIMENSIONS ARE SUBJECT TO CHANGE WITHOUT NOTICE. SQUARE FOOTAGE AND DIMENSIONS ARE ESTIMATED AND HOUSE ONLY. HOUSE ONLY WILL BE DETERMINED BY THE SITE PLAN AND PLOT PLAN. FLOOR PLANS AND ELEVATION RENDERINGS ARE ARTIST CONCEPTIONS. FLOOR PLANS ARE THE COPYRIGHTED PROPERTY OF WEAVER HOMES. ANY REPRODUCTION, DISTRIBUTION, OR SALE OF THESE PLANS WITHOUT THE WRITTEN PERMISSION OF WEAVER HOMES IS PROHIBITED. SEE NEW HOME SALES CONSULTANT FOR CURRENT DETAILS. COPYRIGHT © 2020 WEAVER HOMES

WEAVER HOMES
 CAROLINA COLLECTION
 MAGNOLIA DRIVE LEFT

DATE: FEBRUARY 19, 2021
 REV.:
 SCALE: AS NOTED
 DRAWN BY: WG
 ENGINEERED BY:
 REVIEWED BY:

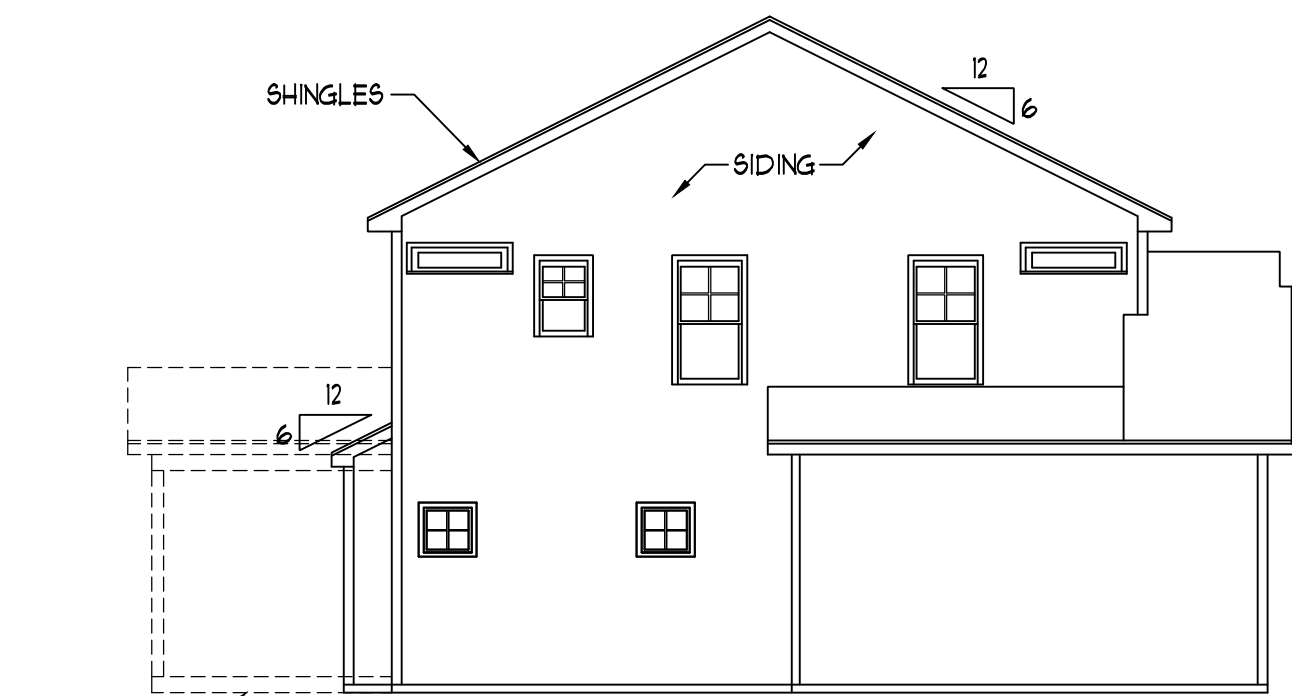
B - ELEVATIONS
A-2



STEPS PER GRADE AS REQ.

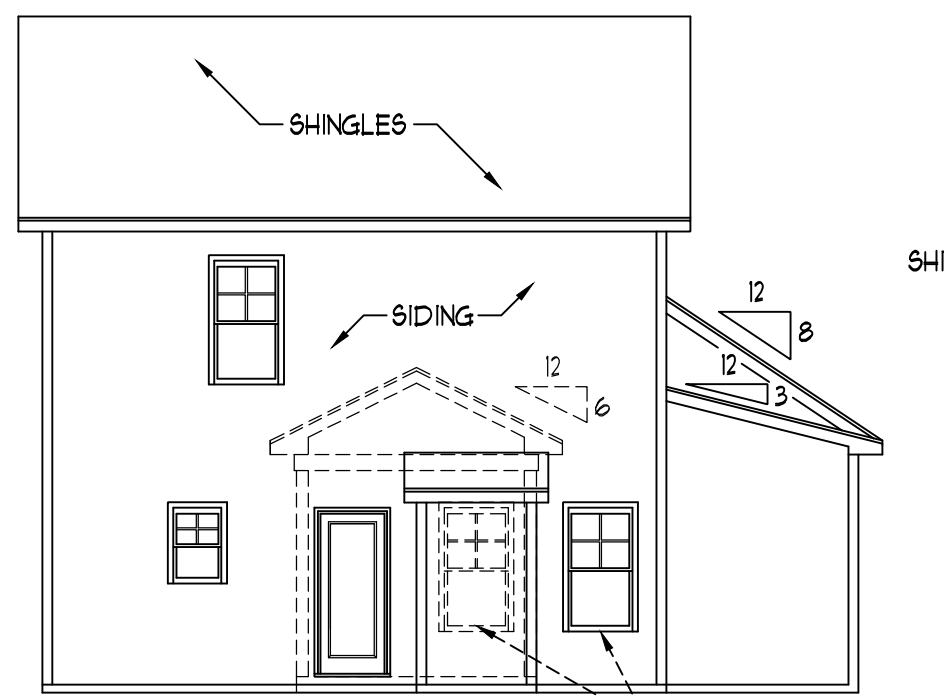
FRONT ELEVATION-B

SCALE: 1/4" = 1'-0"



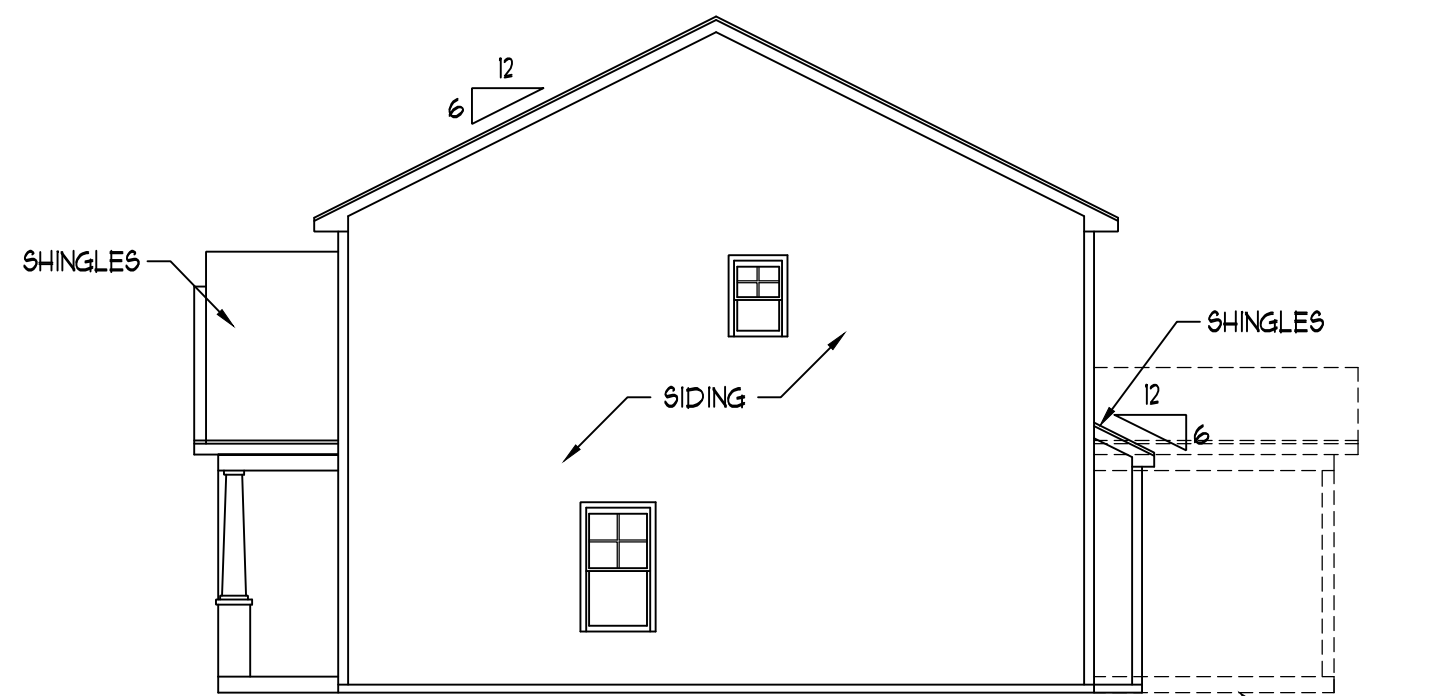
LEFT ELEVATION

SCALE: 1/8" = 1'-0"



REAR ELEVATION

SCALE: 1/8" = 1'-0"



RIGHT ELEVATION


SCALE: 1/8" = 1'-0"

SCALE NOTE: 18x24 PRINTS ARE TO SCALE AS NOTED.
 11x17 PRINTS ARE NOT TO SCALE

GENERAL NOTES

1. ALL WORK SHALL BE PERFORMED IN ACCORDANCE WITH ALL APPLICABLE NATIONAL, STATE, AND LOCAL CODES AND REGULATIONS.
2. CONTRACTOR SHALL THOROUGHLY REVIEW ALL SHEETS IN PLAN SET AND VERIFY ALL DETAILS AND DIMENSIONS BEFORE BEGINNING CONSTRUCTION. ANY DISCREPANCIES SHALL BE REPORTED TO RENAISSANCE RESIDENTIAL DESIGN, INC. FOR JUSTIFICATION AND/OR CORRECTION BEFORE PROCEEDING WITH WORK. CONTRACTORS SHALL ASSUME RESPONSIBILITY FOR ERRORS THAT ARE NOT REPORTED PRIOR TO CONSTRUCTION.
3. ALL DIMENSIONS SHOULD BE READ OR CALCULATED AND NEVER SCALED.
4. CONTRACTOR SHALL ENSURE COMPATIBILITY OF THE BUILDING WITH ALL SITE REQUIREMENTS.

PLANS DESIGNED TO THE
**2018 NORTH CAROLINA STATE
 RESIDENTIAL BUILDING CODE.**



RENAISSANCE
 RESIDENTIAL DESIGN, INC.
 RALEIGH, NC 27612
 (919) 648-4128

WWW.RRDNCAROLINA.COM
 The art of transforming your vision into reality.

RENAISSANCE RESIDENTIAL DESIGN, INC. RESERVES THE RIGHT TO MAKE MODIFICATIONS TO FLOOR PLANS, DIMENSIONS, MATERIALS, AND SPECIFICATIONS WITHOUT NOTICE. THESE DRAWINGS ARE FOR THE PURPOSE OF CONVEYING AN ARCHITECTURAL CONCEPT ONLY.
 RENAISSANCE RESIDENTIAL DESIGN, INC. HEREBY EXPRESSLY RESERVES ITS COMMON LAW COPYRIGHT AND OTHER PROPERTY RIGHTS IN THESE PLANS. THESE PLANS AND DRAWINGS ARE NOT TO BE REPRODUCED, CHANGED, OR COPIED IN ANY FORM OR MANNER WITHOUT FIRST OBTAINING THE EXPRESS WRITTEN CONSENT OF RENAISSANCE RESIDENTIAL DESIGN, INC. NOR ARE THEY TO BE ASSIGNED TO ANY THIRD PARTY WITHOUT FIRST OBTAINING SAID WRITTEN PERMISSION AND CONSENT.

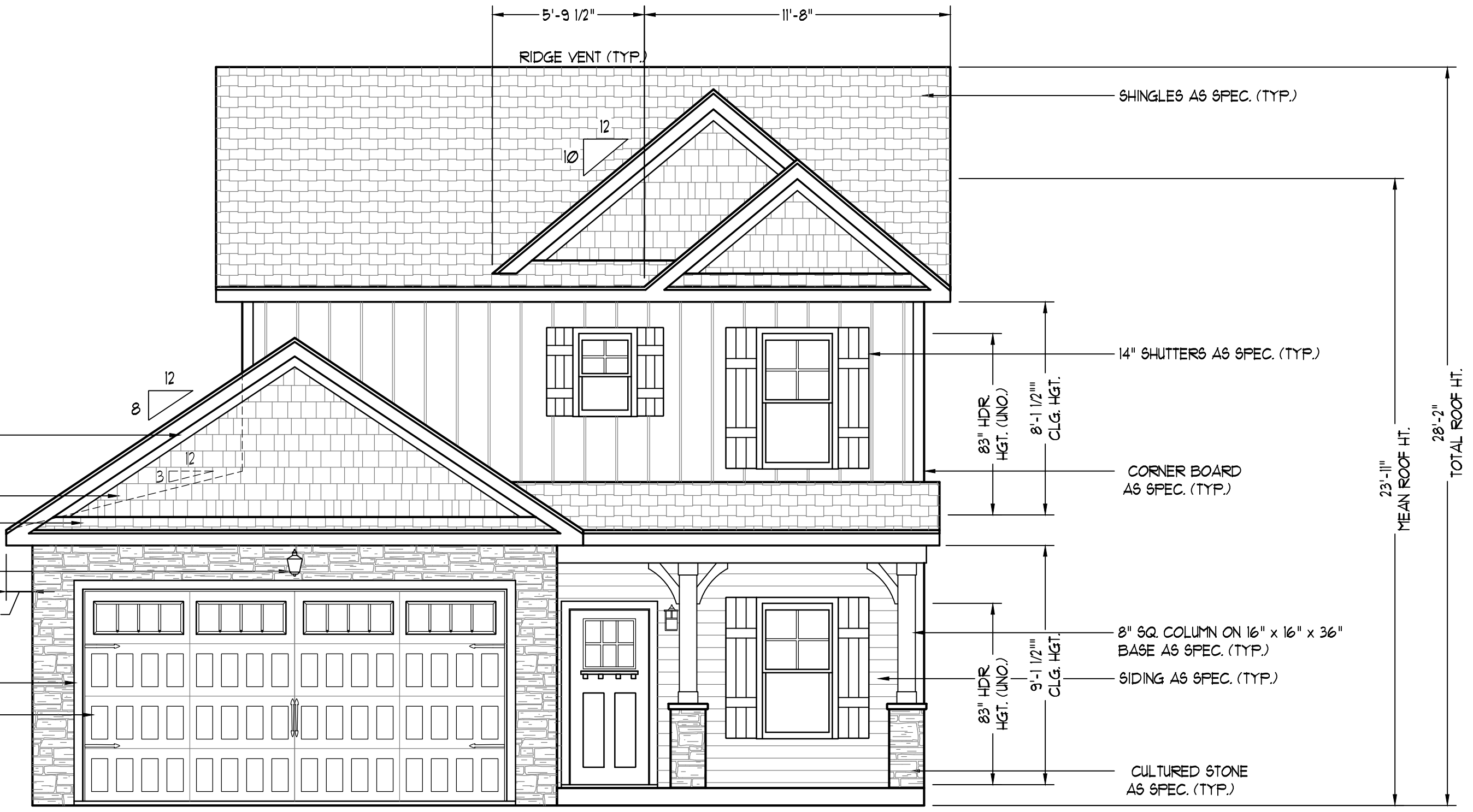
WEAVER
HOMES
 350 Waggoner Drive • Fayetteville, NC 28303
 910.690.2190 • 800.802.2190
 www.weaver-homes.com

PRICE PROMOTIONS, INCENTIVES, FEATURES, OPTIONS, FLOOR PLANS, ELEVATIONS, DESIGNS, MATERIALS AND DIMENSIONS ARE SUBJECT TO CHANGE WITHOUT NOTICE. SQUARE FOOTAGE AND DIMENSIONS ARE ESTIMATED AND HOUSE ONLY. HOUSE ONLY WILL BE DETERMINED BY THE SITE PLAN AND PLOT PLAN. FLOOR PLANS AND ELEVATION RENDERINGS ARE ARTIST CONCEPTIONS. FLOOR PLANS ARE THE COPYRIGHTED PROPERTY OF WEAVER HOMES. NO USE FOR REPRODUCTION, REPRODUCTION, OR SALE OF ANY PART OF THESE PLANS IS PROHIBITED. SEE NEW HOME SALES CONSULTANT FOR CURRENT DETAILS. COPYRIGHT © 2020 WEAVER HOMES

WEAVER HOMES
CAROLINA COLLECTION
MAGNOLIA DRIVE LEFT

DATE: FEBRUARY 19, 2021
 REV.:
 SCALE: 1/4" = 1'-0"
 DRAWN BY: WG
 ENGINEERED BY:
 REVIEWED BY:

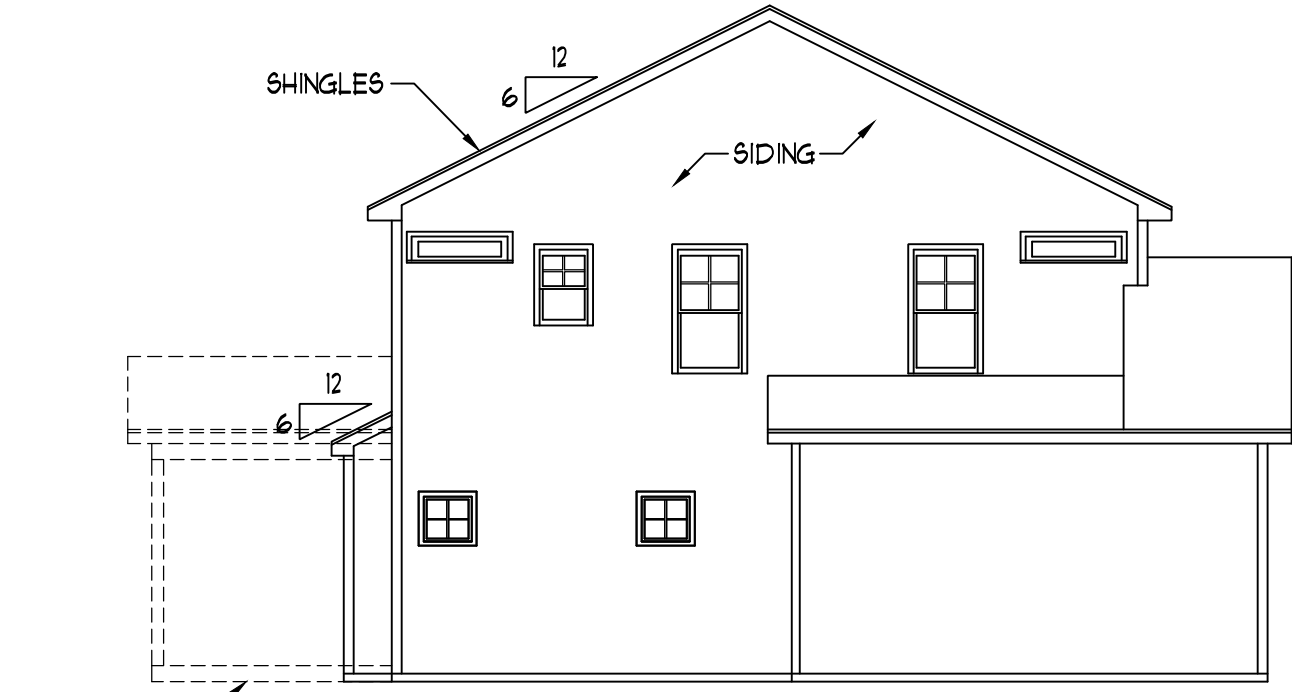
C - ELEVATIONS
A-3



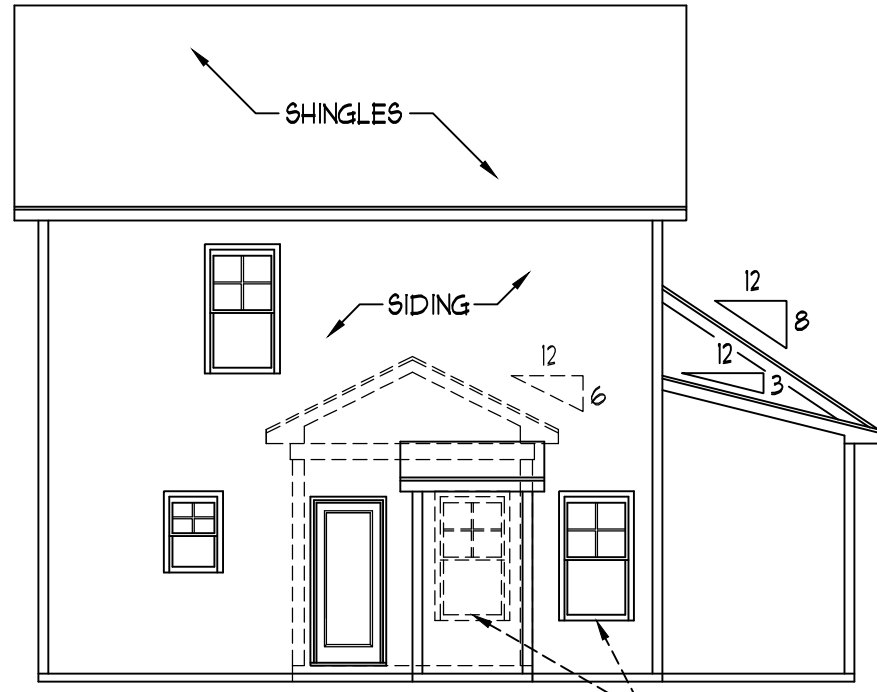
STEPS PER GRADE AS REQ.

FRONT ELEVATION-C

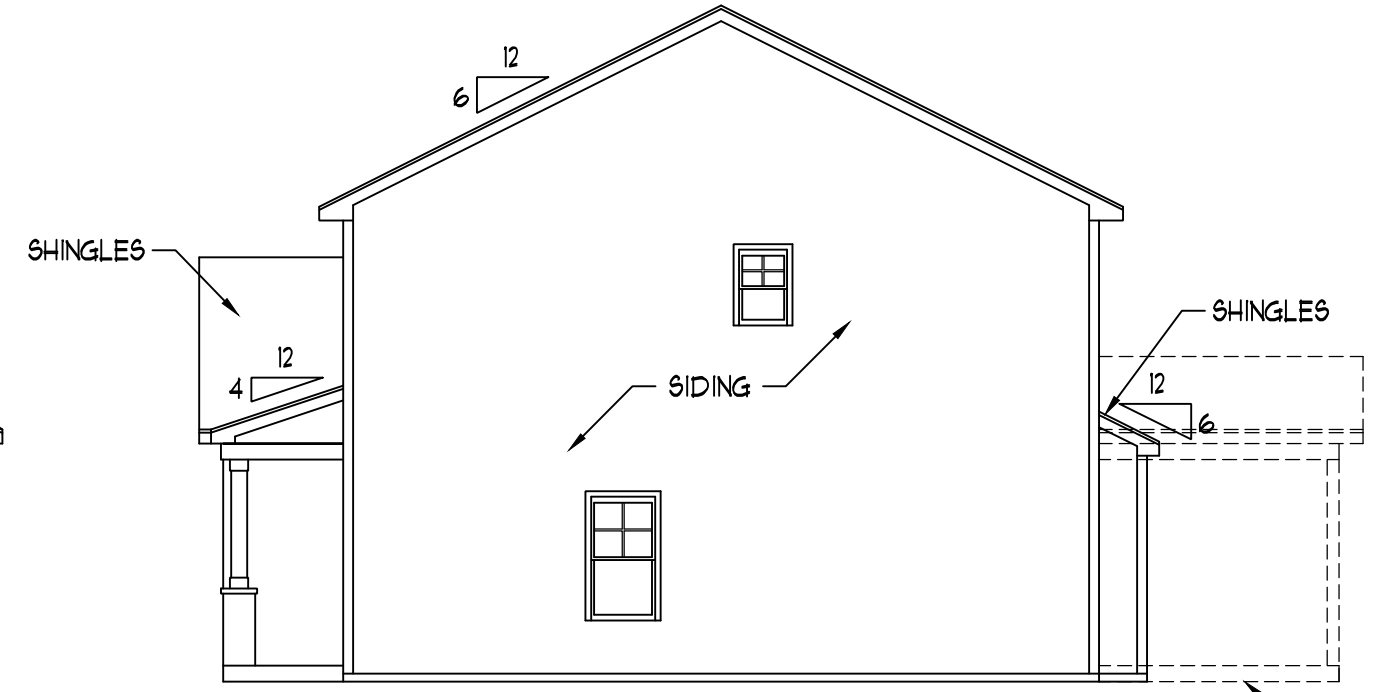
SCALE: 1/4" = 1'-0"



LEFT ELEVATION
 SCALE: 1/8" = 1'-0"




REAR ELEVATION
 SCALE: 1/8" = 1'-0"



RIGHT ELEVATION
 SCALE: 1/8" = 1'-0"

SCALE NOTE: 18x24 PRINTS ARE TO SCALE AS NOTED.
11x17 PRINTS ARE NOT TO SCALE



RENAISSANCE

RESIDENTIAL DESIGN, INC.

RALEIGH, NC 27612
(919) 648-4128

WWW.RRDCAROLINA.COM

The art of transforming your vision into reality.

RENAISSANCE RESIDENTIAL DESIGN, INC. RESERVES THE RIGHT TO MAKE MODIFICATIONS TO FLOOR PLANS, DIMENSIONS, MATERIALS, AND SPECIFICATIONS WITHOUT NOTICE. THESE DRAWINGS ARE FOR THE PURPOSE OF CONVEYING AN ARCHITECTURAL CONCEPT ONLY.

RENAISSANCE RESIDENTIAL DESIGN, INC. HEREBY EXPRESSLY RESERVES ITS COMMON LAW COPYRIGHT AND OTHER PROPERTY RIGHTS IN THESE PLANS. THESE PLANS AND DRAWINGS ARE NOT TO BE REPRODUCED, CHANGED, OR COPIED IN ANY FORM OR MANNER WITHOUT FIRST OBTAINING THE EXPRESS WRITTEN CONSENT OF RENAISSANCE RESIDENTIAL DESIGN, INC. NOR ARE THEY TO BE ASSIGNED TO ANY THIRD PARTY WITHOUT FIRST OBTAINING SAID WRITTEN PERMISSION AND CONSENT.

WEAVER HOMES
350 Waggoner Drive • Fayetteville, NC 28303
910.690.2100 • 800.802.2190
www.weaver-homes.com

PRICE PROMOTIONS, INCENTIVES, FEATURES, OPTIONS, FLOOR PLANS, ELEVATIONS, DESIGNS, MATERIALS AND DIMENSIONS ARE SUBJECT TO CHANGE WITHOUT NOTICE. SQUARE FOOTAGE AND DIMENSIONS ARE ESTIMATED AND HOUSE QUALITY WILL BE DETERMINED BY THE SITE PLAN AND LOT PLAN. FLOOR PLANS AND ELEVATION RENDERINGS ARE ARTIST CONCEPTIONS. FLOOR PLANS ARE THE COPYRIGHTED PROPERTY OF WEAVER HOMES. ALL RIGHTS ARE RESERVED. PROHIBITED. SEE NEW HOME SALES CONSULTANT FOR CURRENT DETAILS. COPYRIGHT © 2020 WEAVER HOMES

WEAVER HOMES
CAROLINA COLLECTION
MAGNOLIA DRIVE LEFT

DATE: FEBRUARY 19, 2021

REV.:

SCALE: 1/4" = 1'-0"

DRAWN BY: WG

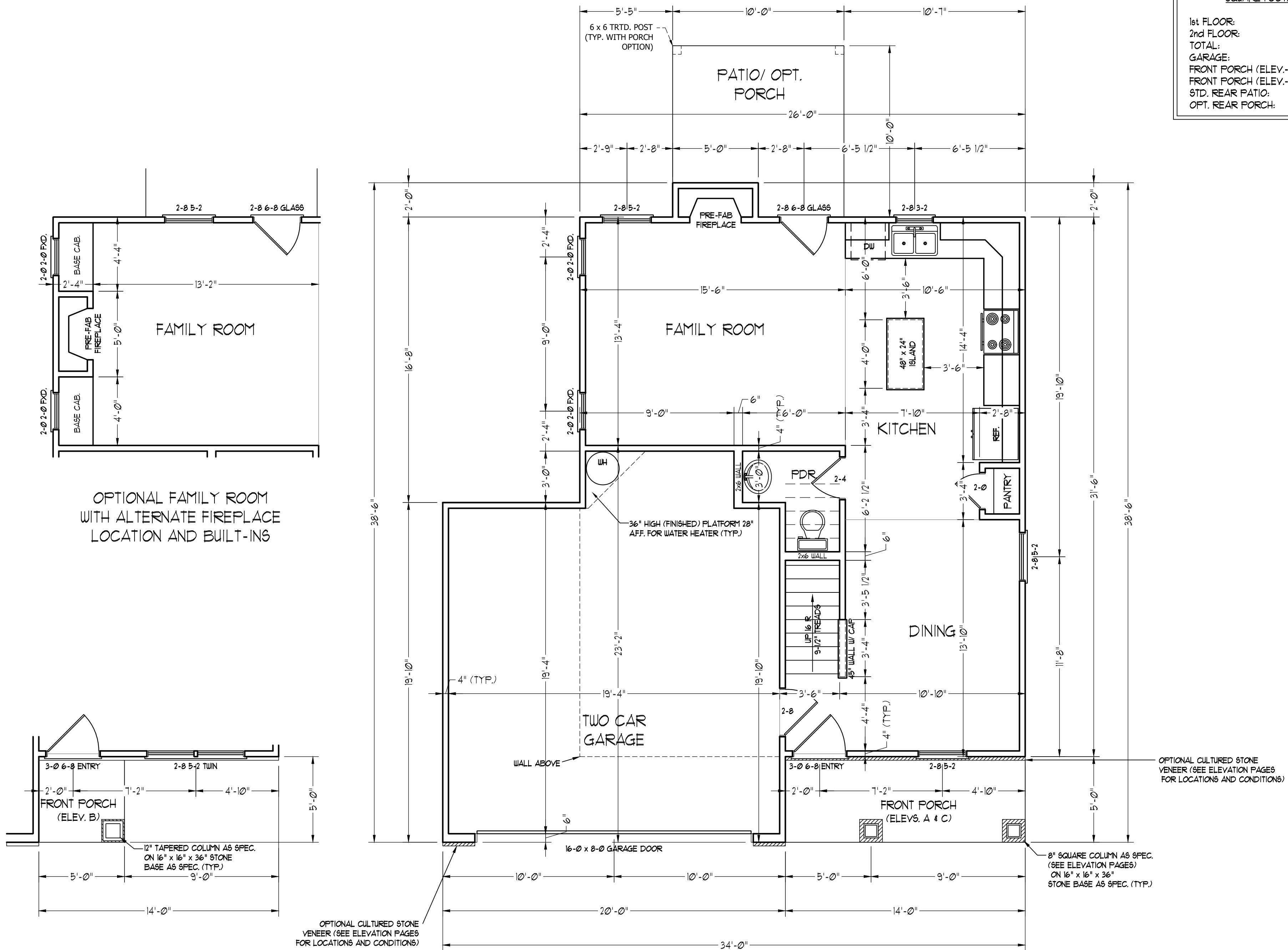
ENGINEERED BY:

REVIEWED BY:

FIRST FLOOR PLAN

A-4

SQUARE FOOTAGE (I.F.S.)	
1st FLOOR:	581 SQ. FT.
2nd FLOOR:	141 SQ. FT.
TOTAL:	1328 SQ. FT.
GARAGE:	398 SQ. FT.
FRONT PORCH (ELEV.-A+C):	10 SQ. FT.
FRONT PORCH (ELEV.-B):	25 SQ. FT.
STD. REAR PATIO:	100 SQ. FT.
OPT. REAR PORCH:	100 SQ. FT.



OPTIONAL FAMILY ROOM WITH ALTERNATE FIREPLACE LOCATION AND BUILT-INS


FRONT PORCH AND DINING ROOM WINDOW ELEVATION B

OPTIONAL CULTURED STONE VENEER (SEE ELEVATION PAGES FOR LOCATIONS AND CONDITIONS)

8" SQUARE COLUMN AS SPEC. (SEE ELEVATION PAGES) ON 16" x 16" x 36" STONE BASE AS SPEC. (TYP.)

OPTIONAL CULTURED STONE VENEER (SEE ELEVATION PAGES FOR LOCATIONS AND CONDITIONS)

SCALE NOTE: 18x24 PRINTS ARE TO SCALE AS NOTED.
11x17 PRINTS ARE NOT TO SCALE



RENAISSANCE
RESIDENTIAL DESIGN, INC.

RALEIGH, NC 27612
(919) 648-4128
WWW.RRDCAROLINA.COM

The art of transforming your vision into reality.

RENAISSANCE RESIDENTIAL DESIGN, INC. RESERVES THE RIGHT TO MAKE MODIFICATIONS TO FLOOR PLANS, DIMENSIONS, MATERIALS, AND SPECIFICATIONS WITHOUT NOTICE. THESE DRAWINGS ARE FOR THE PURPOSE OF CONVEYING AN ARCHITECTURAL CONCEPT ONLY.

RENAISSANCE RESIDENTIAL DESIGN, INC. HEREBY EXPRESSLY RESERVES ITS COMMON LAW COPYRIGHT AND OTHER PROPERTY RIGHTS IN THESE PLANS. THESE PLANS AND DRAWINGS ARE NOT TO BE REPRODUCED, CHANGED, OR COPIED IN ANY FORM OR MANNER WITHOUT FIRST OBTAINING THE EXPRESS WRITTEN CONSENT OF RENAISSANCE RESIDENTIAL DESIGN, INC. NOR ARE THEY TO BE ASSIGNED TO ANY THIRD PARTY WITHOUT FIRST OBTAINING SAID WRITTEN PERMISSION AND CONSENT.

WEAVER HOMES
350 Waggoner Drive • Fayetteville, NC 28303
910.690.2100 • 800.802.2190
www.weaver-homes.com

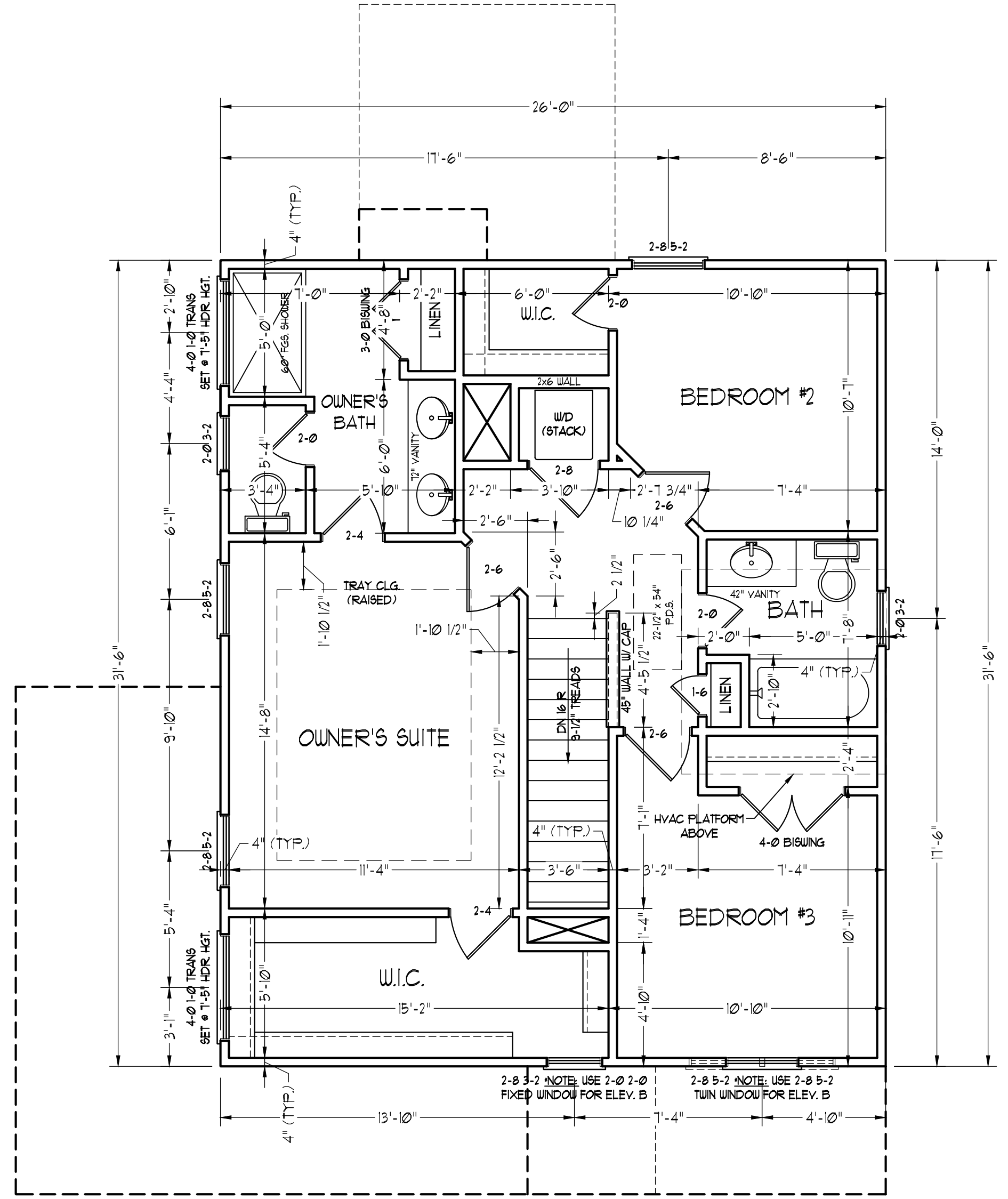
PRICE PROMOTIONS, INCENTIVES, FEATURES, OPTIONS, FLOOR PLANS, ELEVATIONS, DESIGNS, MATERIALS AND DIMENSIONS ARE SUBJECT TO CHANGE WITHOUT NOTICE. SQUARE FOOTAGE AND DIMENSIONS ARE ESTIMATED AND HOUSE QUALITY WILL BE DETERMINED BY THE SITE PLAN AND PLOT PLAN. FLOOR PLANS AND ELEVATION RENDERINGS ARE ARTIST CONCEPTIONS. FLOOR PLANS ARE THE COPYRIGHTED PROPERTY OF WEAVER HOMES. NO REPRODUCTION, DISTRIBUTION, OR SALE OF THESE PLANS IS PROHIBITED. SEE NEW HOME SALES CONSULTANT FOR CURRENT DETAILS. COPYRIGHT © 2020 WEAVER HOMES


WEAVER HOMES
CAROLINA COLLECTION
MAGNOLIA DRIVE LEFT

DATE: FEBRUARY 19, 2021
REV.:
SCALE: 1/4" = 1'-0"
DRAWN BY: WG
ENGINEERED BY:
REVIEWED BY:

SECOND FLOOR PLAN
A-5

SCALE NOTE: 18x24 PRINTS ARE TO SCALE AS NOTED.
11x17 PRINTS ARE NOT TO SCALE





RENAISSANCE
RESIDENTIAL DESIGN, INC.

RALEIGH, NC 27612
(919) 648-4128
WWW.RRDCAROLINA.COM

The art of transforming your vision into reality.

RENAISSANCE RESIDENTIAL DESIGN, INC. RESERVES THE RIGHT TO MAKE MODIFICATIONS TO FLOOR PLANS, DIMENSIONS, MATERIALS, AND SPECIFICATIONS WITHOUT NOTICE. THESE DRAWINGS ARE FOR THE PURPOSE OF CONVEYING AN ARCHITECTURAL CONCEPT ONLY.

RENAISSANCE RESIDENTIAL DESIGN, INC. HEREBY EXPRESSLY RESERVES ITS COMMON LAW COPYRIGHT AND OTHER PROPERTY RIGHTS IN THESE PLANS. THESE PLANS AND DRAWINGS ARE NOT TO BE REPRODUCED, CHANGED, OR COPIED IN ANY FORM OR MANNER WITHOUT FIRST OBTAINING THE EXPRESS WRITTEN CONSENT OF RENAISSANCE RESIDENTIAL DESIGN, INC. NOR ARE THEY TO BE ASSIGNED TO ANY THIRD PARTY WITHOUT FIRST OBTAINING SAID WRITTEN PERMISSION AND CONSENT.

WEAVER HOMES
350 Waggoner Drive • Fayetteville, NC 28303
910.690.2190 • 800.802.2190
www.weaver-homes.com

PRICE PROMOTIONS, INCENTIVES, FEATURES, OPTIONS, FLOOR PLANS, ELEVATIONS, DESIGNS, MATERIALS AND DIMENSIONS ARE SUBJECT TO CHANGE WITHOUT NOTICE. SQUARE FOOTAGE AND DIMENSIONS ARE ESTIMATED AND HOUSE QUALITY WILL BE DETERMINED BY THE SITE PLAN AND PLOT PLAN. FLOOR PLANS AND ELEVATION RENDERINGS ARE ARTIST CONCEPTIONS. FLOOR PLANS ARE THE COPYRIGHTED PROPERTY OF WE AVER HOMES. NO REPRODUCTION, DISTRIBUTION, OR SALE OF THESE PLANS IS PERMITTED WITHOUT THE WRITTEN PERMISSION OF WE AVER HOMES. SEE NEW HOME SALES CONSULTANT FOR CURRENT DETAILS. COPYRIGHT © 2020 WEAVER HOMES

WEAVER HOMES
CAROLINA COLLECTION
MAGNOLIA DRIVE LEFT

DATE: FEBRUARY 19, 2021
REV.:
SCALE: 1/4" = 1'-0"
DRAWN BY: WG
ENGINEERED BY:
REVIEWED BY:

FIRST FLOOR
ELECTRICAL
PLAN

E-1

ELECTRICAL LAYOUT NOTES:

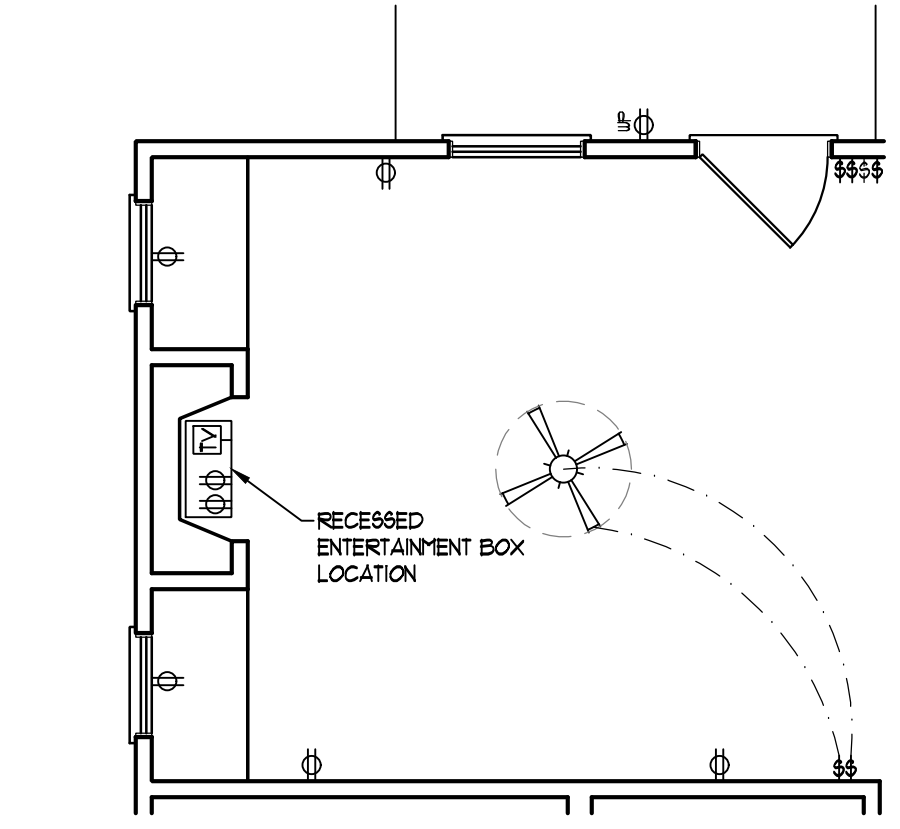
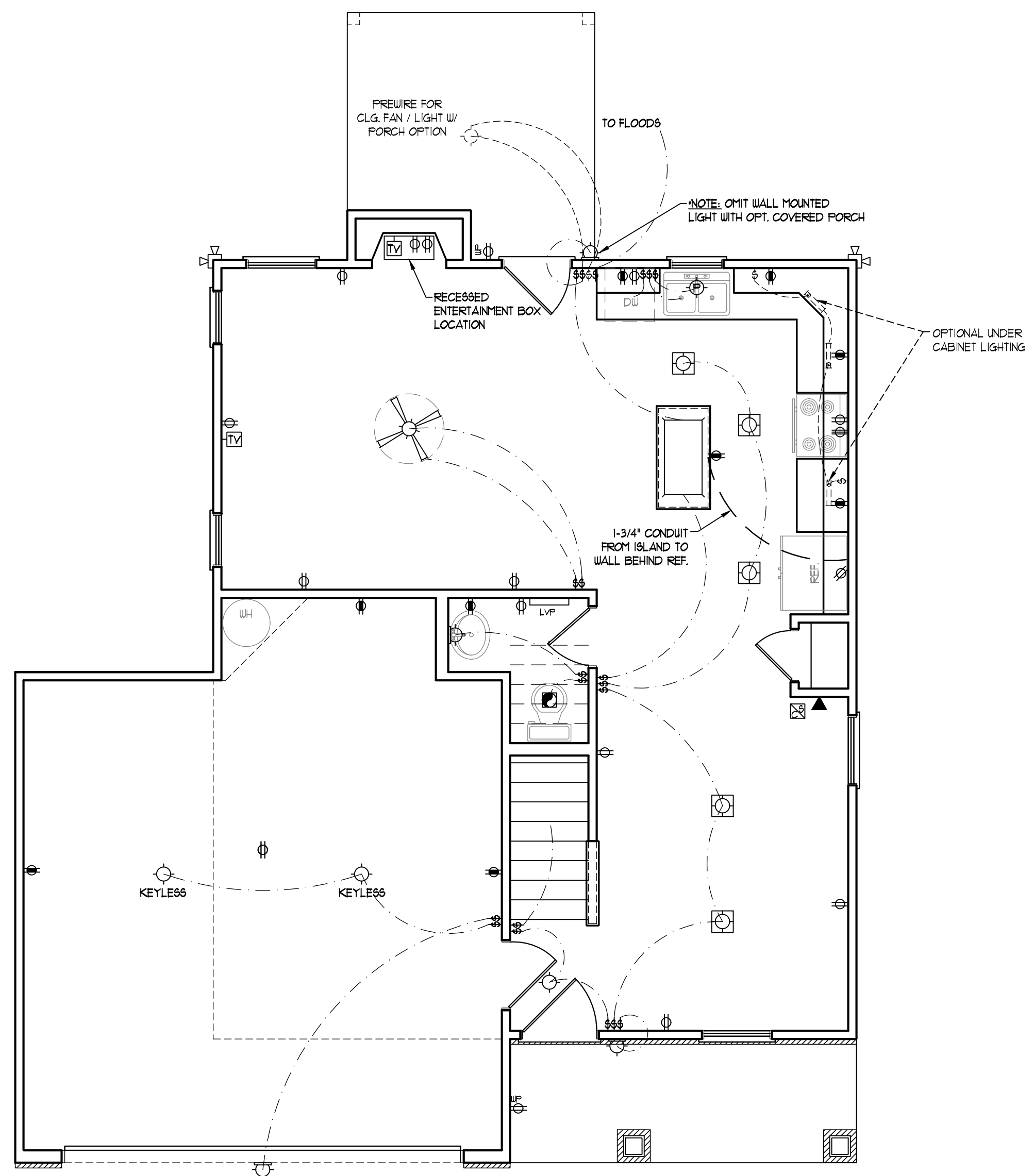
- 1.) BLOCK AND WIRE FOR ALL CEILING FANS PER PLAN.
- 2.) VANITY LIGHTS TO BE SET @ 90" AFF. (TYP.)
- 3.) ADDITIONAL EXTERIOR OUTLETS REQUIRED BY CODE TO BE LOCATED BY ELECTRICIAN.
- 4.) PLACE SWITCHES 8" (MIN) FROM ROUGH OPENINGS.

ELECTRICAL LEGEND

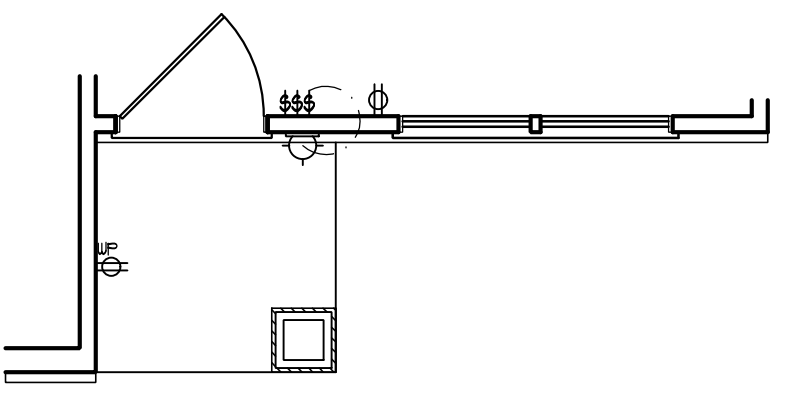
- ⊕ 110 V OUTLET
- ⊕ 110 V GFI OUTLET
- ⊕ 110 V SWITCHED OUTLET
- BB ⊕ 110 V BASEBOARD OUTLET
- ⊕ 4-FLEX
- ⊕ COUNTER OR FLOOR MOUNTED
- ⊕ COUNTER OR FLOOR MOUNTED 110V GFI
- ⊕ WEATHERPROOF
- ⊕ 220 V OUTLET
- ⊕ 110 V DEDICATED CIRCUIT
- ⊕ 220 V DEDICATED CIRCUIT
- ⊕ SPECIAL PURPOSE (240 V, ETC.)
- ⊕ WALL MOUNT LIGHT
- ⊕ CEILING MOUNT LIGHT
- ⊕ PENDANT LIGHT
- ⊕ RECESSED CAN LIGHT
- ⊕ MINI CAN LIGHT
- ⊕ EYEBALL LIGHT
- ⊕ FLUORESCENT LIGHT
- ⊕ UNDERCABINET LIGHT
- ⊕ FLOOD LIGHT
- ⊕ SWITCH
- ⊕ DIMMER SWITCH
- ▲ TELEPHONE
- △ DATA
- ▲ TELEPHONE AND DATA
- TV TV CONNECTION
- TV DATA
- ⊕ CONDUIT FOR COMPONENT WIRING
- ⊕ SPEAKER
- ⊕ 110 V SMOKE / CH DETECTOR
- ⊕ 110 V SMOKE DETECTOR
- ⊕ EXHAUST FAN
- LVP LOW VOLTAGE PANEL
- ALARM ALARM PANEL

- ⊕ CEILING FAN
- ⊕ CEILING FAN W/ LIGHT


SCALE NOTE: 18x24 PRINTS ARE TO SCALE AS NOTED.
11x17 PRINTS ARE NOT TO SCALE



OPTIONAL FAMILY ROOM WITH ALTERNATE FIREPLACE LOCATION AND BUILT-INS



FRONT PORCH AND DINING ROOM WINDOW ELEVATION B



RENAISSANCE

RESIDENTIAL DESIGN, INC.

RALEIGH, NC 27612

(919) 648-4128

WWW.RRDCAROLINA.COM

The art of transforming your vision into reality.

RENAISSANCE RESIDENTIAL DESIGN, INC. RESERVES THE RIGHT TO MAKE MODIFICATIONS TO FLOOR PLANS, DIMENSIONS, MATERIALS, AND SPECIFICATIONS WITHOUT NOTICE. THESE DRAWINGS ARE FOR THE PURPOSE OF CONVEYING AN ARCHITECTURAL CONCEPT ONLY.

RENAISSANCE RESIDENTIAL DESIGN, INC. HEREBY EXPRESSLY RESERVES ITS COMMON LAW COPYRIGHT AND OTHER PROPERTY RIGHTS IN THESE PLANS. THESE PLANS AND DRAWINGS ARE NOT TO BE REPRODUCED, CHANGED, OR COPIED IN ANY FORM OR MANNER WITHOUT FIRST OBTAINING THE EXPRESS WRITTEN CONSENT OF RENAISSANCE RESIDENTIAL DESIGN, INC. NOR ARE THEY TO BE ASSIGNED TO ANY THIRD PARTY WITHOUT FIRST OBTAINING SAID WRITTEN PERMISSION AND CONSENT.

WEAVER HOMES
350 Waggoner Drive • Fayetteville, NC 28303
910.690.2190 • 800.802.2190
www.weaver-homes.com

PRICE PROMOTIONS, INCENTIVES, FEATURES, OPTIONS, FLOOR PLANS, ELEVATIONS, DESIGNS, MATERIALS AND DIMENSIONS ARE SUBJECT TO CHANGE WITHOUT NOTICE. SQUARE FOOTAGE AND DIMENSIONS ARE ESTIMATED AND NOT GUARANTEED. HOUSE QUALITY WILL BE DETERMINED BY THE SITE PLAN AND PLOT PLAN. FLOOR PLANS AND ELEVATION RENDERINGS ARE ARTIST CONCEPTIONS. FLOOR PLANS ARE THE COPYRIGHTED PROPERTY OF WEAVER HOMES. NO REPRODUCTION, DISTRIBUTION, OR SALE OF THESE PLANS IS PROHIBITED. SEE NEW HOME SALES CONSULTANT FOR CURRENT DETAILS. COPYRIGHT © 2020 WEAVER HOMES

WEAVER HOMES
CAROLINA COLLECTION
MAGNOLIA DRIVE LEFT

DATE: FEBRUARY 19, 2021

REV.:

SCALE: 1/4" = 1'-0"

DRAWN BY: WG

ENGINEERED BY:

REVIEWED BY:

SECOND FLOOR
ELCTRICAL
PLAN

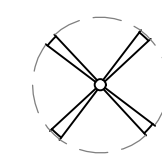
E-2

ELECTRICAL LAYOUT NOTES:

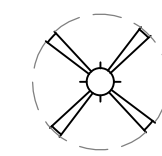
- 1.) BLOCK AND WIRE FOR ALL CEILING FANS PER PLAN.
- 2.) VANITY LIGHTS TO BE SET @ 90" AFF. (TYP.)
- 3.) ADDITIONAL EXTERIOR OUTLETS REQUIRED BY CODE TO BE LOCATED BY ELECTRICIAN.
- 4.) PLACE SWITCHES 8" (MIN.) FROM ROUGH OPENINGS.

ELECTRICAL LEGEND

- ⊕ 110 V OUTLET
- ⊕ 110 V GFI OUTLET
- ⊕ 110 V SWITCHED OUTLET
- BB ⊕ 110 V BASEBOARD OUTLET
- ⊕ 4-FLEX
- ⊕ COUNTER OR FLOOR MOUNTED
- ⊕ COUNTER OR FLOOR MOUNTED 110V GFI
- ⊕ WEATHERPROOF
- ⊕ 220 V OUTLET
- ⊕ 110 V DEDICATED CIRCUIT
- ⊕ 220 V DEDICATED CIRCUIT
- ⊕ SPECIAL PURPOSE (240 V, ETC.)
- ⊕ WALL MOUNT LIGHT
- ⊕ CEILING MOUNT LIGHT
- ⊕ PENDANT LIGHT
- ⊕ RECESSED CAN LIGHT
- ⊕ MINI CAN LIGHT
- ⊕ EYEBALL LIGHT
- ⊕ FLUORESCENT LIGHT
- ⊕ UNDERCABINET LIGHT
- ⊕ FLOOD LIGHT
- ⊕ SWITCH
- ⊕ DIMMER SWITCH
- ▲ TELEPHONE
- △ DATA
- ▲ TELEPHONE AND DATA
- TV TV CONNECTION
- TV DATA
- CD CONDUIT FOR COMPONENT WIRING
- SP SPEAKER
- SD 110 V SMOKE / CO DETECTOR
- SD 110 V SMOKE DETECTOR
- EX EXHAUST FAN
- LVP LOW VOLTAGE PANEL
- ALARM ALARM PANEL

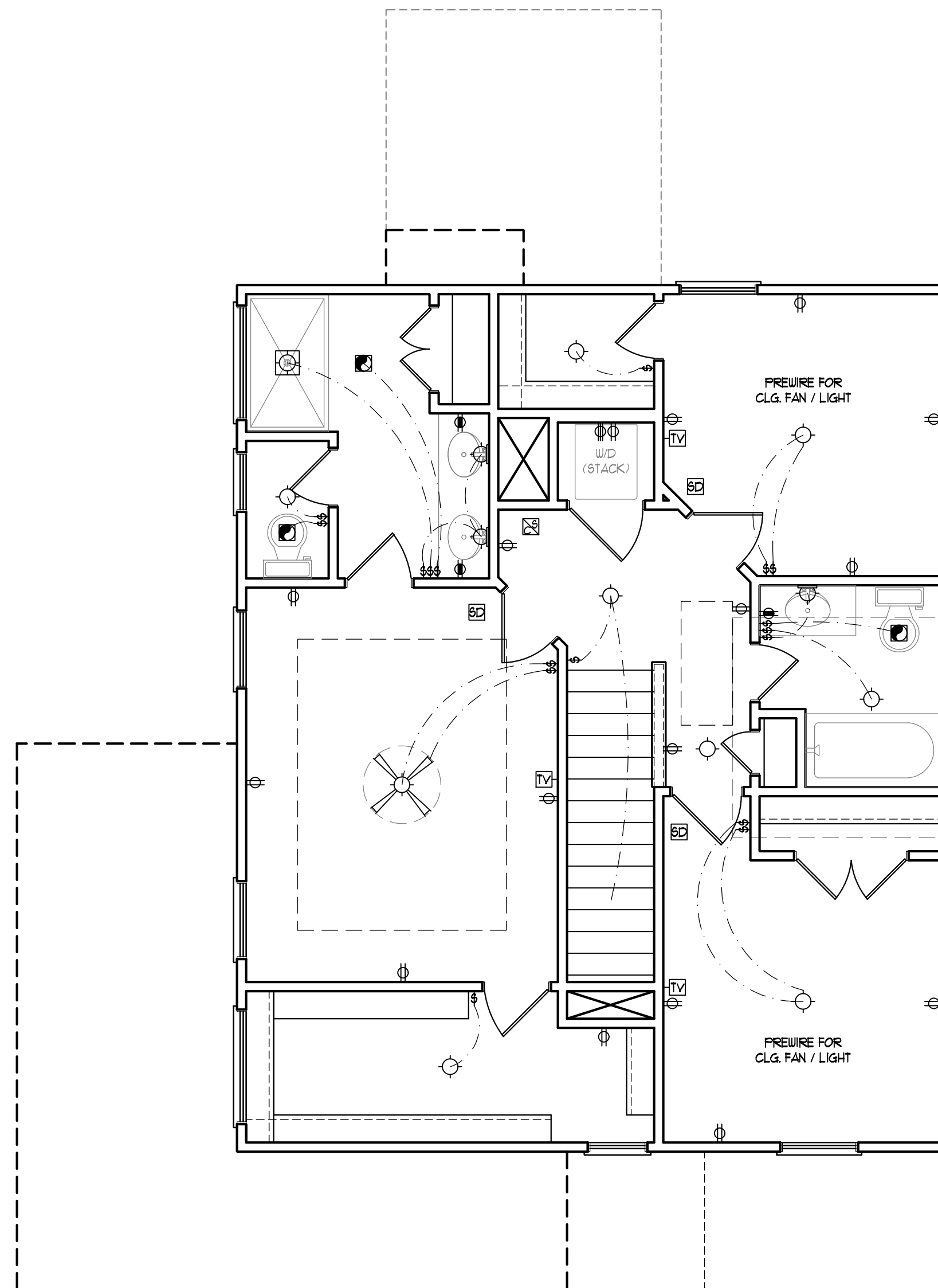


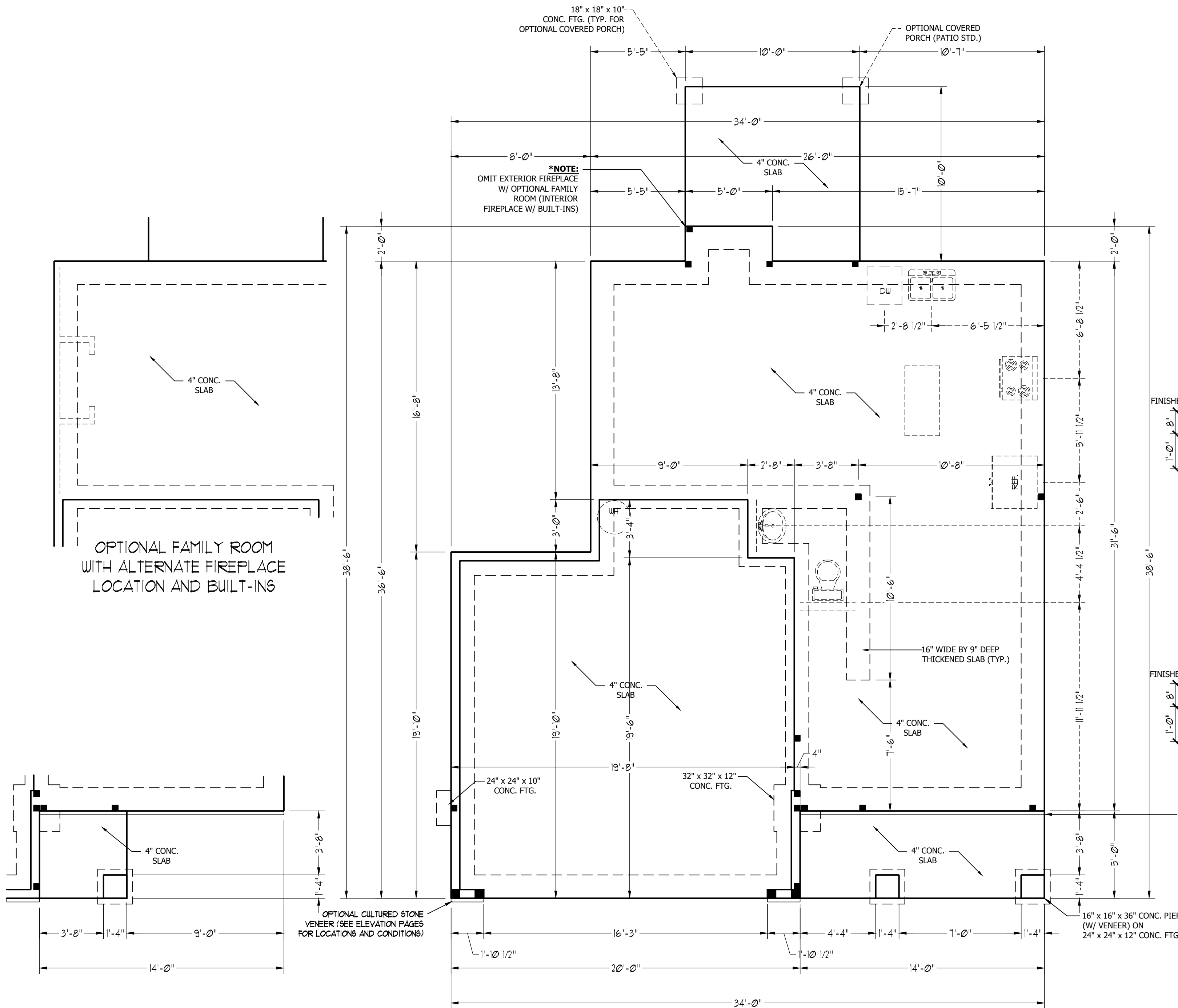
CEILING FAN



CEILING FAN W/ LIGHT

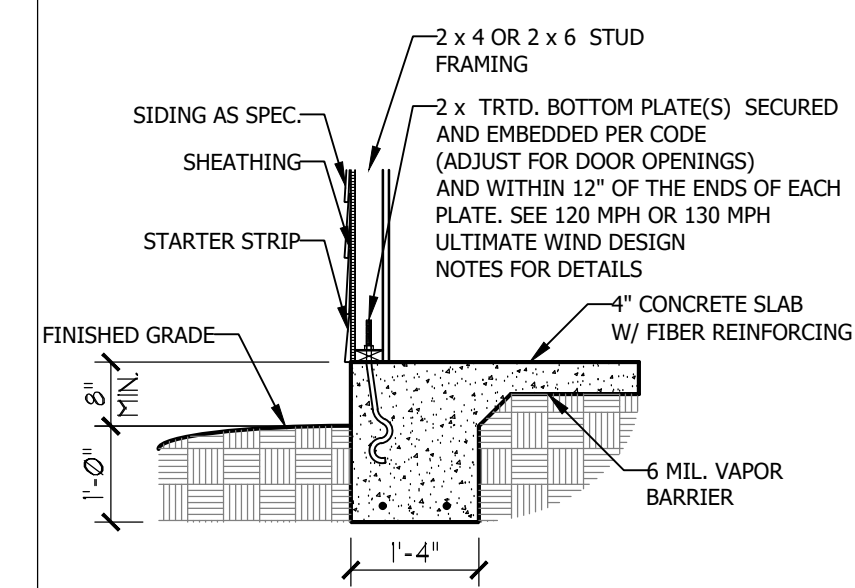
SCALE NOTE: 18x24 PRINTS ARE TO SCALE AS NOTED.
11x17 PRINTS ARE NOT TO SCALE



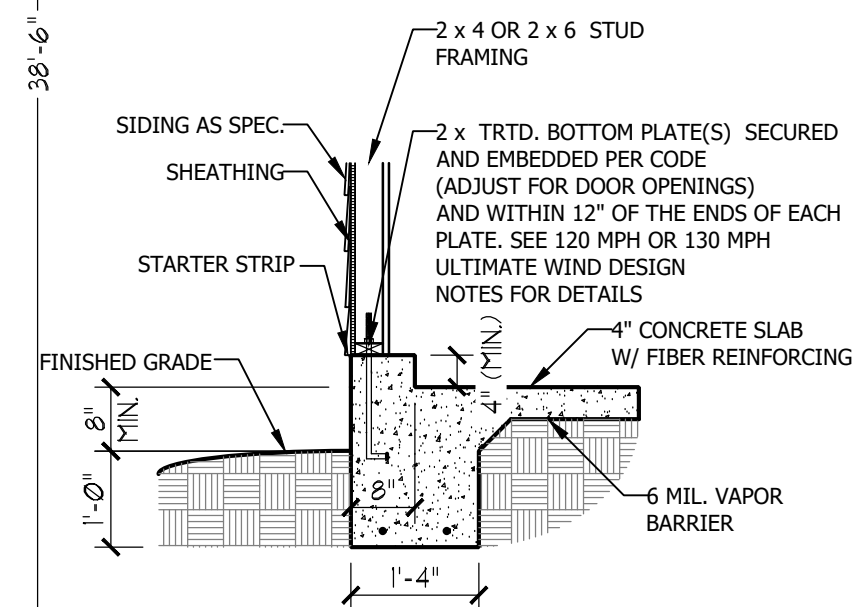


ULTIMATE DESIGN WIND SPEED NOTES FOR LESS THAN 30' MEAN ROOF HEIGHT:

1. STRUCTURAL DESIGN PER NORTH CAROLINA RESIDENTIAL CODE, 2018 EDITION.
2. FOR 120 MPH WIND ZONES INSTALL 1/2" ANCHOR BOLTS 6'-0" O.C. AND WITHIN 1'-0" FROM END OF EACH CORNER. ANCHOR BOLTS MUST EXTEND A MINIMUM OF 7" INTO CONCRETE OR 15" INTO MASONRY. LOCATE BOLT WITHIN MIDDLE THIRD OF PLATE WIDTH.
3. FOR 130 MPH WIND ZONES INSTALL 1/2" ANCHOR BOLTS 4'-0" O.C. AND WITHIN 1'-0" FROM END OF EACH CORNER. ANCHOR BOLTS MUST EXTEND A MINIMUM OF 7" INTO CONCRETE OR 15" INTO MASONRY. LOCATE BOLT WITHIN MIDDLE THIRD OF PLATE WIDTH.
4. MEAN ROOF HEIGHT IS LESS THAN 30 FEET.
5. EXTERIOR WALLS DESIGNED FOR 120 OR 130 MPH WINDS.
6. INSTALL 7/16" OSB SHEATHING ON ALL EXTERIOR WALLS OF ALL STORIES IN ACCORDANCE WITH SECTION R602.10.3 OF THE NCRC, 2018 EDITION.
7. ENERGY EFFICIENCY COMPLIANCE AND INSULATION VALUES OF THE BUILDING TO BE IN ACCORDANCE WITH CHAPTER 11 OF THE NCRC, 2018 EDITION.

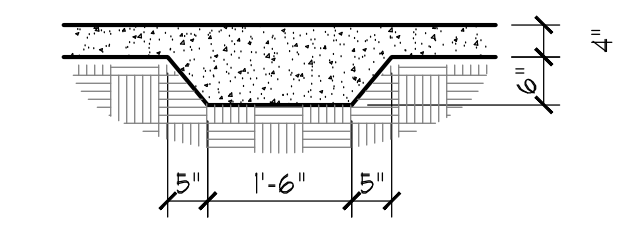


TYPICAL SLAB DETAIL



GARAGE CURB DETAIL

OPTIONAL CULTURED STONE VENEER (SEE ELEVATION PAGES FOR LOCATIONS AND CONDITIONS)



THICKENED SLAB DETAIL

FRONT PORCH ELEVATION B

SCALE NOTE: 18x24 PRINTS ARE TO SCALE AS NOTED.
11x17 PRINTS ARE NOT TO SCALE



RENAISSANCE
RESIDENTIAL DESIGN, INC.

RALEIGH, NC 27612
(919) 648-4128
WWW.RRDCAROLINA.COM

RENAISSANCE RESIDENTIAL DESIGN, INC. RESERVES THE RIGHT TO MAKE MODIFICATIONS TO FLOOR PLANS, DIMENSIONS, MATERIALS, AND SPECIFICATIONS WITHOUT NOTICE. THESE DRAWINGS ARE FOR THE PURPOSE OF CONVEYING AN ARCHITECTURAL CONCEPT ONLY.

RENAISSANCE RESIDENTIAL DESIGN, INC. HEREBY EXPRESSLY RESERVES ITS COMMON LAW COPYRIGHT AND OTHER PROPERTY RIGHTS IN THESE PLANS. THESE PLANS AND DRAWINGS ARE NOT TO BE REPRODUCED, CHANGED, OR COPIED IN ANY FORM OR MANNER WITHOUT FIRST OBTAINING THE EXPRESS WRITTEN CONSENT OF RENAISSANCE RESIDENTIAL DESIGNS, INC. NOR ARE THEY TO BE ASSIGNED TO ANY THIRD PARTY WITHOUT FIRST OBTAINING SAID WRITTEN PERMISSION AND CONSENT.

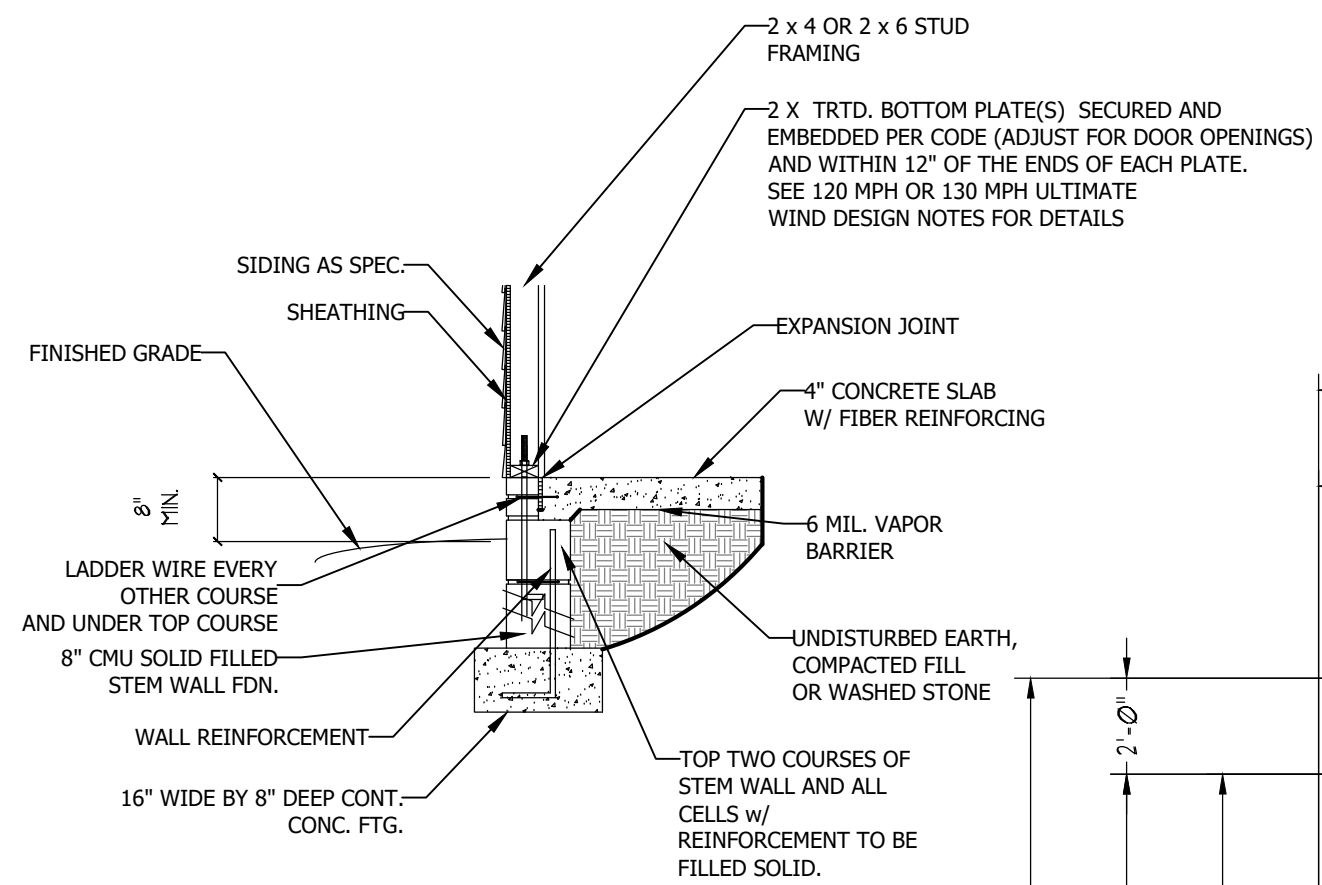
WEAVER HOMES
350 Waggoner Drive • Fayetteville, NC 28303
910.690.2100 • 800.802.2190
www.weaver-homes.com

PRICE PROMOTIONS, INCENTIVES, FEATURES, OPTIONS, FLOOR PLANS, ELEVATIONS, DESIGN, MATERIALS AND DIMENSIONS ARE SUBJECT TO CHANGE WITHOUT NOTICE. SQUARE FOOTAGE AND DIMENSIONS ARE ESTIMATED AND HOUSE QUALITY WILL BE DETERMINED BY THE SITE PLAN AND PLOT PLAN. FLOOR PLANS AND ELEVATION RENDERINGS ARE ARTIST CONCEPTIONS. FLOOR PLANS ARE THE COPYRIGHTED PROPERTY OF WEAVER HOMES. NO USE, REPRODUCTION, OR DISTRIBUTION OF THESE PLANS IS PERMITTED WITHOUT THE WRITTEN PERMISSION OF WEAVER HOMES. SALES CONSULTANT FOR CURRENT DETAILS. COPYRIGHT © 2020 WEAVER HOMES

WEAVER HOMES
CAROLINA COLLECTION
MAGNOLIA DRIVE LEFT

DATE: FEBRUARY 19, 2021
REV.:
SCALE: 1/4" = 1'-0"
DRAWN BY: WG
ENGINEERED BY:
REVIEWED BY:

MONO SLAB FOUNDATION PLAN



STEM WALL FDN. DETAIL

MASONRY STEM WALL SPECIFICATIONS				
WALL HEIGHT (FEET)	MASONRY WALL TYPE			
	8" CMU	4" BRICK AND 4" CMU	4" BRICK AND 8" CMU	12" CMU
2' OR LESS	UNGROUTED	GROUT SOLID	UNGROUTED	UNGROUTED
3'	UNGROUTED	GROUT SOLID	UNGROUTED	UNGROUTED
4'	GROUT SOLID	GROUT SOLID w/ #4 REBAR @ 48" O.C.	GROUT SOLID	GROUT SOLID w/ #4 REBAR @ 64" O.C.
5'	GROUT SOLID w/ #4 REBAR @ 36" O.C.	N/A	GROUT SOLID w/ #4 REBAR @ 36" O.C.	GROUT SOLID w/ #4 REBAR @ 64" O.C.
6'	GROUT SOLID w/ #4 REBAR @ 24" O.C.	N/A	GROUT SOLID w/ #4 REBAR @ 24" O.C.	GROUT SOLID w/ #4 REBAR @ 64" O.C.
7' OR MORE	ENGINEERED BASED ON SITE CONDITIONS			

STRUCTURAL NOTES:

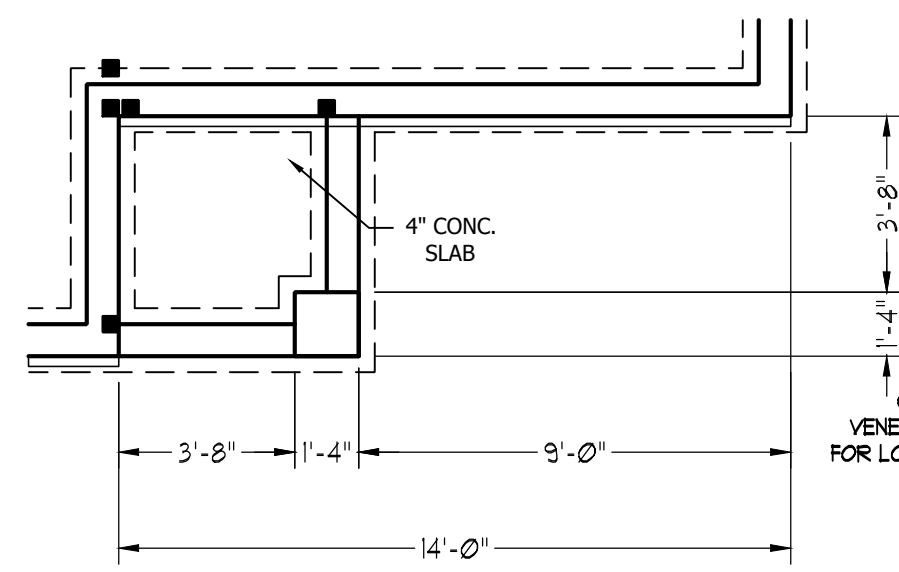
- TABLE ABOVE APPLIES TO HOUSE FOUNDATION ONLY. TABLE DOES NOT APPLY TO GARAGE FOUNDATION NOT COMMON TO HOUSE.
- TIE MULTIPLE WYTHES TOGETHER WITH LADDER WIRE @ 16" O.C. VERTICALLY.
- WALL HGT. IS MEASURED FROM TOP OF FOOTING TO TOP OF WALL.
- PREP SLAB PER R506.2.1 AND R505.2.2 BASE AND EXCEPTION OF THE 2018 NCR
- MINIMUM 24" LAP SPlice LENGTH.
- BACKFILL OF CLEAN #57/ #67 WASHED STONE IS PERMITTED.
- BACKFILL OF WELL DRAINED SAND-GRAVEL MIXTURE SOILS (45 PSF/FT BELOW GRADE) CLASSIFIED AS GROUP 1 ACCORDING TO UNIFIED SOILS CLASSIFICATION SYSTEM IN ACCORDANCE WITH TABLE R405.1 OF THE 2018 NCR ARE ALLOWABLE.
- LOCATE REBAR IN CENTER OF FOUNDATION WALL.
- WHERE REQUIRED, FILL BLOCK SOLID WITH TYPE "S" MORTAR OR 3000 PSI GROUT. USE OF "LOW LIFT GROUTING" METHOD REQUIRED WHEN FILLING WALLS WITH GROUT AT HEIGHTS OF 5' AND GREATER.

ULTIMATE DESIGN WIND SPEED NOTES FOR LESS THAN 30' MEAN ROOF HEIGHT:


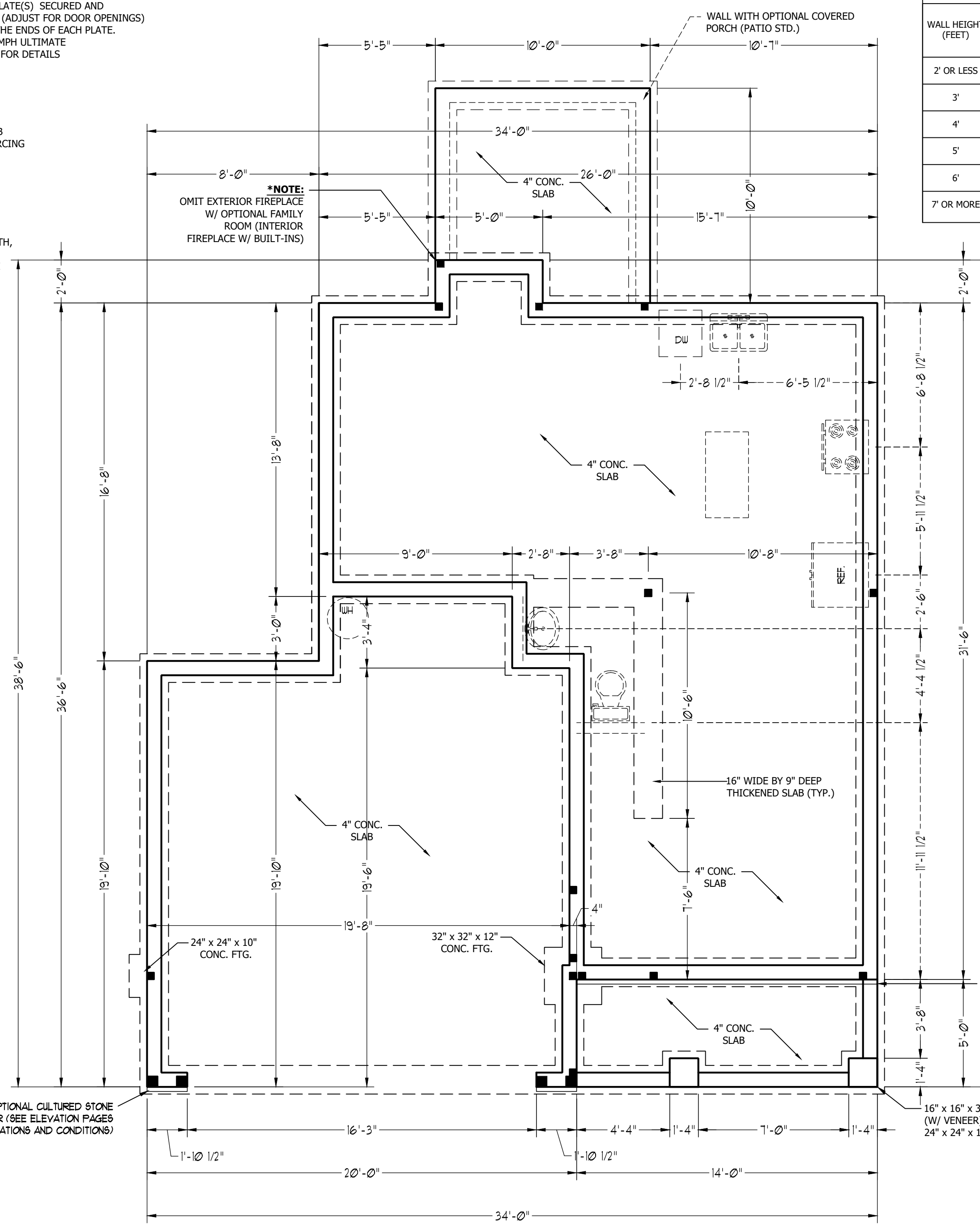
- STRUCTURAL DESIGN PER NORTH CAROLINA RESIDENTIAL CODE, 2018 EDITION.
- FOR 120 MPH WIND ZONES INSTALL 1/2" ANCHOR BOLTS 6'-0" O.C. AND WITHIN 1'-0" FROM END OF EACH CORNER. ANCHOR BOLTS MUST EXTEND A MINIMUM OF 7" INTO CONCRETE OR 15" INTO MASONRY. LOCATE BOLT WITHIN MIDDLE THIRD OF PLATE WIDTH.
- FOR 130 MPH WIND ZONES INSTALL 1/2" ANCHOR BOLTS 4'-0" O.C. AND WITHIN 1'-0" FROM END OF EACH CORNER. ANCHOR BOLTS MUST EXTEND A MINIMUM OF 7" INTO CONCRETE OR 15" INTO MASONRY. LOCATE BOLT WITHIN MIDDLE THIRD OF PLATE WIDTH.
- MEAN ROOF HEIGHT IS LESS THAN 30 FEET.
- EXTERIOR WALLS DESIGNED FOR 120 OR 130 MPH WINDS.
- INSTALL 7/16" OSB SHEATHING ON ALL EXTERIOR WALLS OF ALL STORIES IN ACCORDANCE WITH SECTION R602.10.3 OF THE NCR, 2018 EDITION.
- ENERGY EFFICIENCY COMPLIANCE AND INSULATION VALUES OF THE BUILDING TO BE IN ACCORDANCE WITH CHAPTER 11 OF THE NCR, 2018 EDITION.

ANCHOR SPACING AND EMBEDMENT		
WIND ZONE	120 MPH	130 MPH
SPACING	6'-0" O.C.	4'-0" O.C.
EMBEDMENT	7"	7" INTO CONCRETE 15" INTO MASONRY

NOTE: HORIZONTAL FOOTING REBAR REQUIRED IN HIGH WIND ZONES ONLY (140-150 MPH)



FRONT PORCH ELEVATION B



RENAISSANCE
RESIDENTIAL DESIGN, INC.

RALEIGH, NC 27612
(919) 649-4128
WWW.RRD-CAROLINA.COM

The art of transforming your vision into reality.
RENAISSANCE RESIDENTIAL DESIGN, INC. RESERVES THE RIGHT TO MAKE MODIFICATIONS TO FLOOR PLANS, DIMENSIONS, MATERIALS, AND SPECIFICATIONS WITHOUT NOTICE. THESE DRAWINGS ARE FOR THE PURPOSE OF CONVEYING AN ARCHITECTURAL CONCEPT ONLY.

RENAISSANCE RESIDENTIAL DESIGN, INC. HEREBY EXPRESSLY RESERVES ITS COMMON LAW COPYRIGHT AND OTHER PROPERTY RIGHTS IN THESE PLANS. THESE PLANS AND DRAWINGS ARE NOT TO BE REPRODUCED, CHANGED, OR COPIED IN ANY FORM OR MANNER WITHOUT FIRST OBTAINING THE EXPRESS WRITTEN CONSENT OF RENAISSANCE RESIDENTIAL DESIGN, INC. NOR ARE THEY TO BE ASSIGNED TO ANY THIRD PARTY WITHOUT FIRST OBTAINING SAID WRITTEN PERMISSION AND CONSENT.

WEAVER HOMES
350 Waggoner Drive • Fayetteville, NC 28303
910.690.2190 • 800.802.2190
www.weaver-homes.com

PRICE PROMOTIONS, INCENTIVES, FEATURES, OPTIONS, FLOOR PLANS, ELEVATIONS, DESIGN, MATERIALS AND DIMENSIONS ARE SUBJECT TO CHANGE WITHOUT NOTICE. SQUARE FOOTAGE AND DIMENSIONS ARE ESTIMATED AND HOUSE QUALITY WILL BE DETERMINED BY THE SITE PLAN AND HOUSE PLAN. FLOOR PLANS AND ELEVATION RENDERINGS ARE ARTIST CONCEPTIONS. FLOOR PLANS ARE THE COPYRIGHTED PROPERTY OF WEAVER HOMES. ALL RIGHTS ARE RESERVED. PROHIBITED. SEE NEW HOME SALES CONSULTANT FOR CURRENT DETAILS. COPYRIGHT © 2020 WEAVER HOMES


WEAVER HOMES
CAROLINA COLLECTION
MAGNOLIA DRIVE LEFT

DATE: FEBRUARY 19, 2021
REV.:
SCALE: 1/4" = 1'-0"
DRAWN BY: WG
ENGINEERED BY:
REVIEWED BY:

STEMWALL SLAB FOUNDATION PLAN

S-1

SCALE NOTE: 18x24 PRINTS ARE TO SCALE AS NOTED.
11x17 PRINTS ARE NOT TO SCALE



RENAISSANCE
RESIDENTIAL DESIGN, INC.

RALEIGH, NC 27612
(919) 648-4128
WWW.RRDCAROLINA.COM

The art of transforming your vision into reality.

RENAISSANCE RESIDENTIAL DESIGN, INC. RESERVES THE RIGHT TO MAKE MODIFICATIONS TO FLOOR PLANS, DIMENSIONS, MATERIALS, AND SPECIFICATIONS WITHOUT NOTICE. THESE DRAWINGS ARE FOR THE PURPOSE OF CONVEYING AN ARCHITECTURAL CONCEPT ONLY.

RENAISSANCE RESIDENTIAL DESIGN, INC. HEREBY EXPRESSLY RESERVES ITS COMMON LAW COPYRIGHT AND OTHER PROPERTY RIGHTS IN THESE PLANS. THESE PLANS AND DRAWINGS ARE NOT TO BE REPRODUCED, CHANGED, OR COPIED IN ANY FORM OR MANNER WITHOUT FIRST OBTAINING THE EXPRESS WRITTEN CONSENT OF RENAISSANCE RESIDENTIAL DESIGN, INC. NOR ARE THEY TO BE ASSIGNED TO ANY THIRD PARTY WITHOUT FIRST OBTAINING SAID WRITTEN PERMISSION AND CONSENT.

WEAVER
HOMES
350 Waggoner Drive • Fayetteville, NC 28303
910.690.2100 • 800.802.2190
www.weaver-homes.com

PRICE PROMOTIONS, INCENTIVES, FEATURES, OPTIONS, FLOOR PLANS, ELEVATIONS, DESIGNS, MATERIALS AND DIMENSIONS ARE SUBJECT TO CHANGE WITHOUT NOTICE. SQUARE FOOTAGE AND DIMENSIONS ARE ESTIMATED AND HOUSE QUALITY WILL BE DETERMINED BY THE SITE PLAN AND ARTIST CONCEPTIONS. FLOOR PLANS AND ELEVATION RENDERINGS ARE PROPERTY OF WEAVER HOMES, INC. NO USE, REPRODUCTION, OR DISTRIBUTION OF THESE DRAWINGS IS PROHIBITED. SEE NEW HOME SALES CONSULTANT FOR CURRENT DETAILS. COPYRIGHT © 2020 WEAVER HOMES

WEAVER HOMES
CAROLINA COLLECTION
MAGNOLIA DRIVE LEFT

DATE: FEBRUARY 19, 2021
REV.:
SCALE: 1/4" = 1'-0"
DRAWN BY: WG
ENGINEERED BY:
REVIEWED BY:

SECOND FLOOR
FRAMING PLAN

S-2

STRUCTURAL NOTES:

1. ALL FRAMING LUMBER TO BE SPF #2 (UNO). ALL TREATED LUMBER TO BE SPF #2 (UNO.)
2. ALL LOAD BEARING HEADERS TO BE (2) 2 x 6 (UNO).
3. INSTALL AN EXTRA JOIST UNDER WALLS PARALLEL TO FLOOR JOISTS
4. WINDOW AND DOOR HEADERS TO BE SUPPORTED W/ (1) JACK STUD AND (1) KING STUD EA. END (UNO.). SEE TABLE R602.7.5 FOR ADDITIONAL KING STUD REQUIREMENTS.
5. SQUARES DENOTE POINT LOADS WHICH REQUIRE SOLID BLOCKING TO GIRDER OR FOUNDATION. ALL SQUARES TO BE (2) STUDS (UNO.)
6. ALL 4 X 4 POSTS SHALL BE ANCHORED TO SLABS W/ SIMPSON ABU44 POST BASES (OR EQUAL) AND 6 X 6 POSTS W/ ABU66 POST BASES (OR EQUAL) (UNO). ALL 4 X 4 AND 6 X 6 POSTS TO BE INSTALLED WITH 700 LB CAPACITY UPLIFT CONNECTORS AT TOP (UNO.)
7. FOR FIBERGLASS, ALUMINUM, OR COLUMN ENG. BY OTHERS, SECURE TO SLAB W/ (2) METAL ANGLES USING 2" CONC. SCREWS. FASTEN ANGLES TO COLUMNS W/ 1/4" THROUGH BOLTS W/ NUTS AND WASHERS. LOCATE ANGLES ON OPPOSITE SIDES OF COLUMN. THROUGH BOLTS MUST BE INSTALLED PRIOR TO SETTING COLUMN.

BRACE WALL PANEL NOTES:

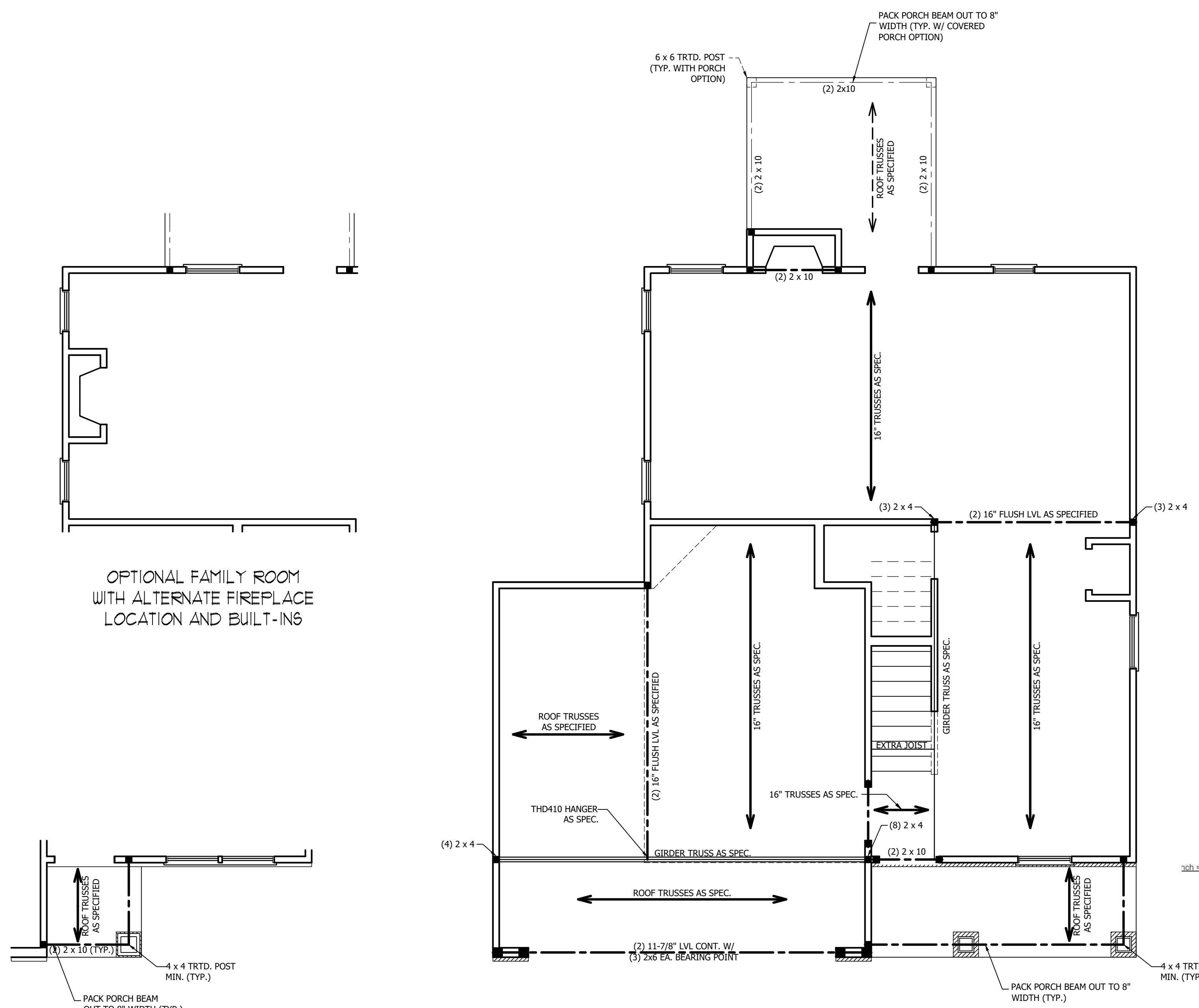
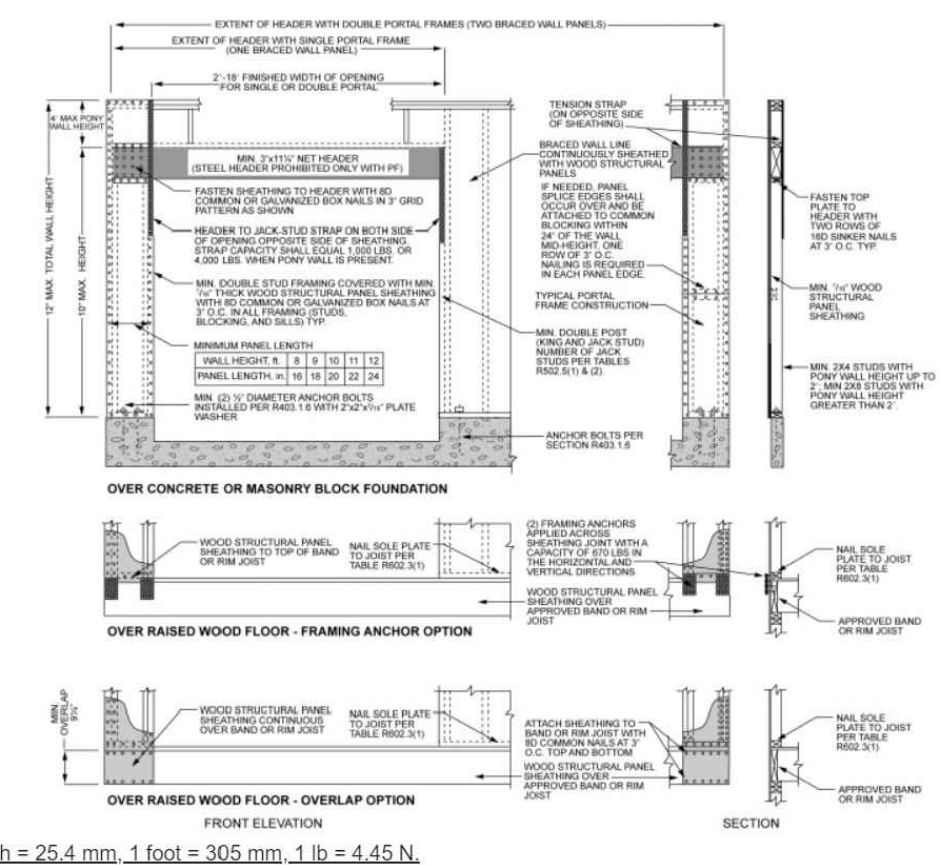
EXTERIOR WALLS: ALL EXTERIOR WALLS TO BE SHEATHED WITH CS-WSP OR CS-SFB IN ACCORDANCE WITH SECTION R602.10.3 UNLESS NOTED OTHERWISE.

REQUIRED LENGTH OF BRACING: REQUIRED BRACE WALL LENGTH FOR EACH SIDE OF THE CIRCUMSCRIBED RECTANGLE ARE INTERPOLATED PER TABLE R602.10.3. METHODS CS-WSP AND CS-SFB CONTRIBUTE THEIR ACTUAL LENGTH. METHOD GB CONTRIBUTES 0.5 ITS ACTUAL LENGTH. METHOD PF CONTRIBUTES 1.5 TIMES ITS ACTUAL LENGTH.

GYPSON: ALL INTERIOR SIDES OF EXTERIOR WALLS AND BOTH SIDES OF INTERIOR WALLS TO HAVE 1/2" GYPSON INSTALLED. WHEN NOT USING METHOD GB GYPSON TO BE FASTENED PER TABLE R702.3.5. METHOD GB TO BE FASTENED PER TABLE R602.10.1.

HD: 800 LBS HOLD DOWN DEVICE FASTENED TO THE EDGE OF THE BRACE WALL PANEL NEAREST TO THE CORNER


METHODS: PER TABLE R602.10.1



OPTIONAL FAMILY ROOM WITH ALTERNATE FIREPLACE LOCATION AND BUILT-INS

FRONT PORCH AND DINING ROOM WINDOW ELEVATION B

SCALE NOTE: 18x24 PRINTS ARE TO SCALE AS NOTED.
11x17 PRINTS ARE NOT TO SCALE



RENAISSANCE
RESIDENTIAL DESIGN, INC.

RALEIGH, NC 27612
(919) 648-4128
WWW.RRDCAROLINA.COM

The art of transforming your vision into reality.

RENAISSANCE RESIDENTIAL DESIGN, INC. RESERVES THE RIGHT TO MAKE MODIFICATIONS TO FLOOR PLANS, DIMENSIONS, MATERIALS, AND SPECIFICATIONS WITHOUT NOTICE. THESE DRAWINGS ARE FOR THE PURPOSE OF CONVEYING AN ARCHITECTURAL CONCEPT ONLY.

RENAISSANCE RESIDENTIAL DESIGN, INC. HEREBY EXPRESSLY RESERVES ITS COMMON LAW COPYRIGHT AND OTHER PROPERTY RIGHTS IN THESE PLANS. THESE PLANS AND DRAWINGS ARE NOT TO BE REPRODUCED, CHANGED, OR COPIED IN ANY FORM OR MANNER WITHOUT FIRST OBTAINING THE EXPRESS WRITTEN CONSENT OF RENAISSANCE RESIDENTIAL DESIGN, INC. NOR ARE THEY TO BE ASSIGNED TO ANY THIRD PARTY WITHOUT FIRST OBTAINING SAID WRITTEN PERMISSION AND CONSENT.

WEAVER HOMES
350 Waggoner Drive • Fayetteville, NC 28303
910.690.2190 • 800.892.2190
www.weaver-homes.com

PRICES, PROMOTIONS, INCENTIVES, FEATURES, OPTIONS, FLOOR PLANS, ELEVATIONS, DESIGNS, MATERIALS AND DIMENSIONS ARE SUBJECT TO CHANGE WITHOUT NOTICE. SQUARE FOOTAGE AND DIMENSIONS ARE ESTIMATED AND NOT GUARANTEED. HOUSE QUALITY WILL BE DETERMINED BY THE SITE PLAN AND PLOT PLAN. FLOOR PLANS AND ELEVATION RENDERINGS ARE ARTIST CONCEPTIONS. FLOOR PLANS ARE THE COPYRIGHTED PROPERTY OF WEAVER HOMES. NO REPRODUCTION, PHOTOCOPYING, OR ANY OTHER FORM OF REPRODUCTION IS PROHIBITED. SEE NEW HOME SALES CONSULTANT FOR CURRENT DETAILS. COPYRIGHT © 2020 WEAVER HOMES

WEAVER HOMES
CAROLINA COLLECTION
MAGNOLIA DRIVE LEFT

DATE: FEBRUARY 19, 2021
REV.:
SCALE: 1/4" = 1'-0"
DRAWN BY: WG
ENGINEERED BY:
REVIEWED BY:

ATTIC FLOOR
FRAMING PLAN

S-3

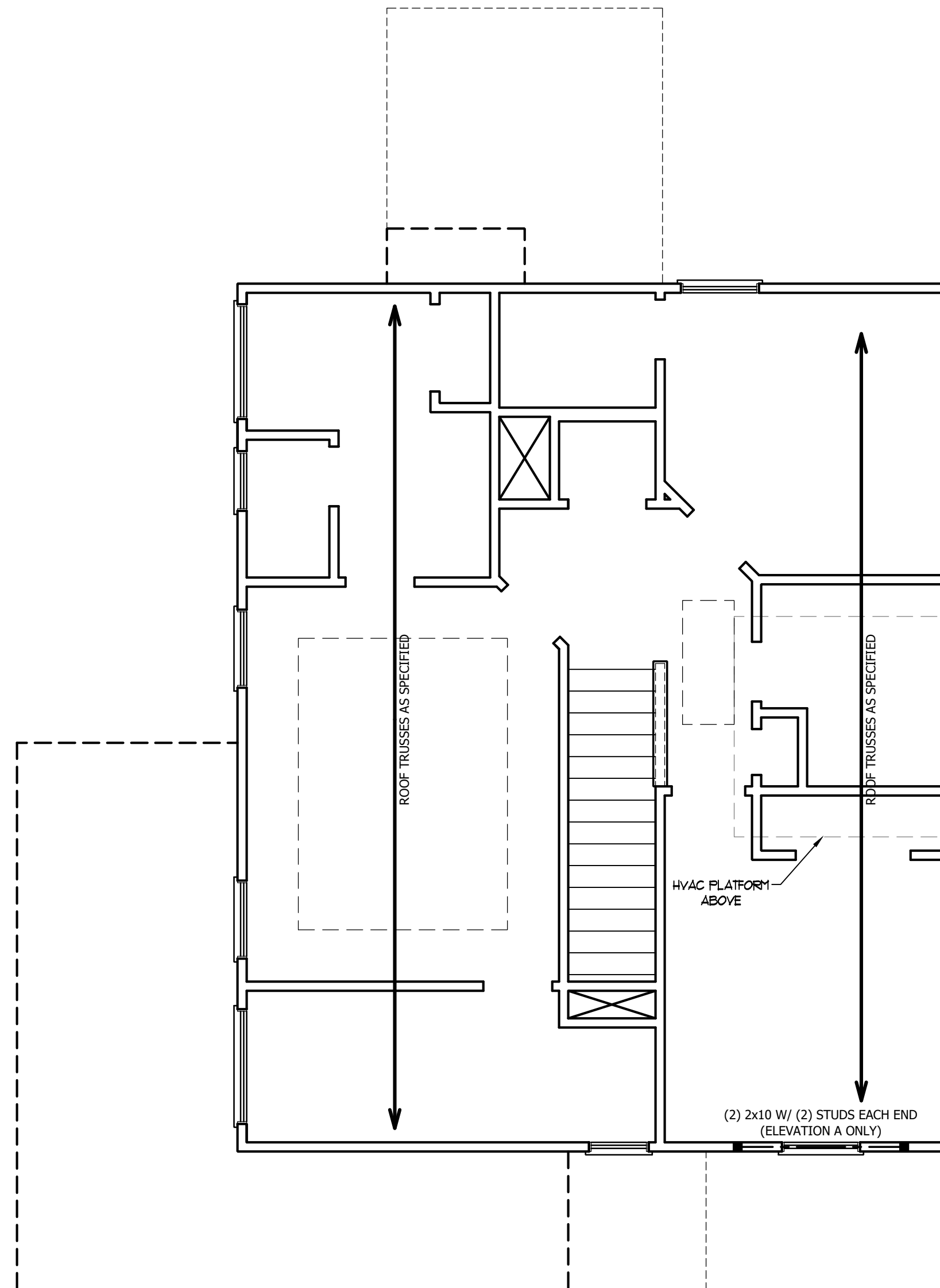
TABLE R602.7.5
MINIMUM NUMBER OF FULL HEIGHT STUDS
AT EACH END OF HEADERS IN EXTERIOR WALLS

HEADER SPAN (FEET)	MAXIMUM STUD SPACING (INCHES) (PER TABLE R602.3(5))	
	16	24
UP TO 3'	1	1
4'	2	1
8'	3	2
12'	5	3
16'	6	4

STRUCTURAL NOTES:

1. ALL FRAMING LUMBER TO BE SPF #2 (UNO). ALL TREATED LUMBER TO BE SYP #2 (UNO).
2. ALL LOAD BEARING HEADERS TO BE (2) 2 x 6 (UNO).
3. WINDOW AND DOOR HEADERS TO BE SUPPORTED w/ (1) JACK STUD AND (1) KING STUD EA. END (UNO.). SEE TABLE R602.7.5 FOR ADDITIONAL KING STUD REQUIREMENTS.
4. SQUARES DENOTE POINT LOADS WHICH REQUIRE SOLID BLOCKING TO GIRDER OR FOUNDATION. ALL SQUARES TO BE (2) STUDS (UNO.).

DSP - DOUBLE STUD POCKET
TSP - TRIPLE STUD POCKET



SCALE NOTE: 18x24 PRINTS ARE
TO SCALE AS NOTED.
11x17 PRINTS ARE NOT TO SCALE

ATTIC VENT CALCULATION:

1250 SQ. FT. OF ATTIC DIVIDED BY 150 REQUIRES 8.3 SQ. FT. OF NET FREE VENTILATING AREA (MIN.).

STRUCTURAL NOTES:

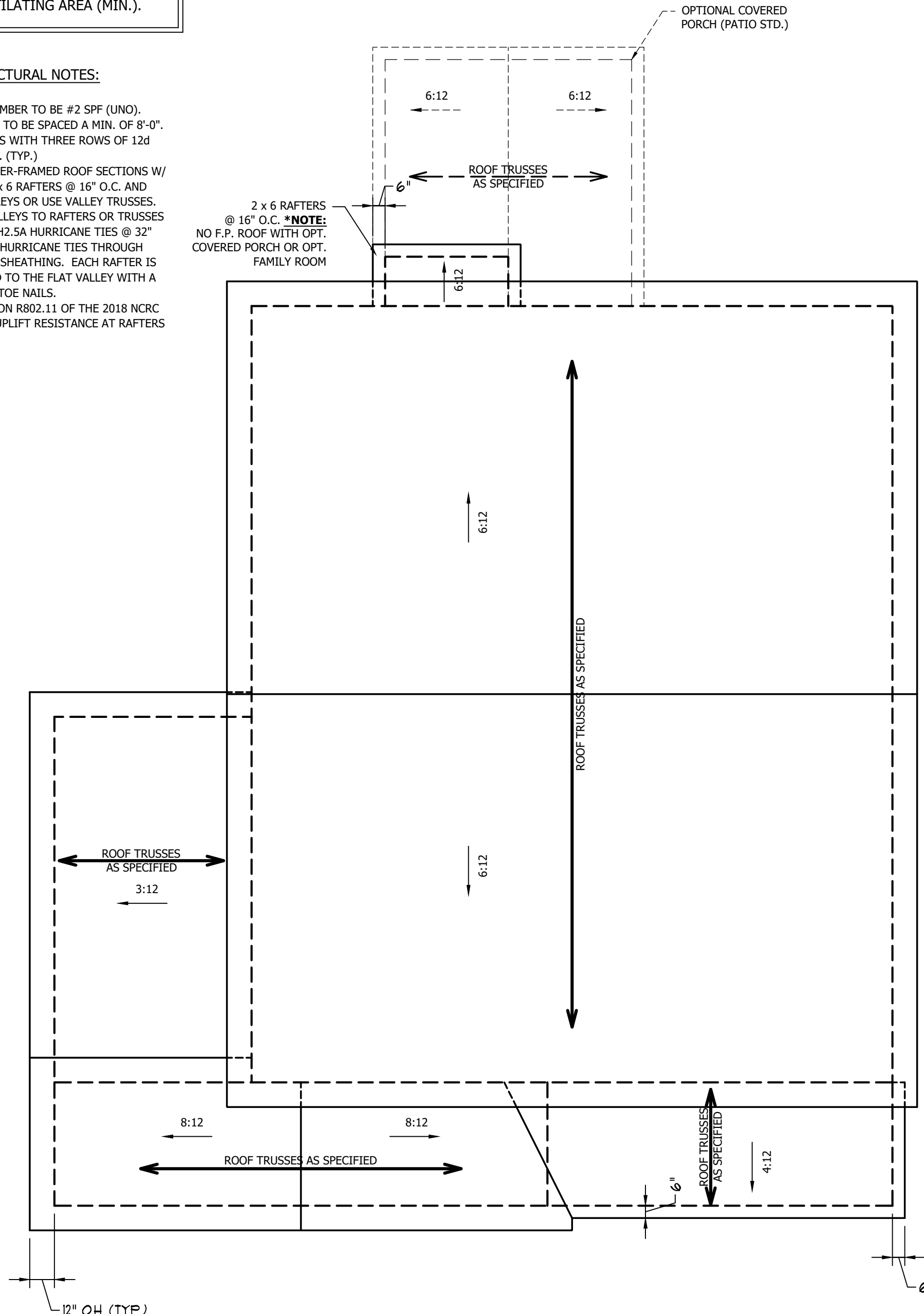
1. ALL FRAMING LUMBER TO BE #2 SPF (UNO).
2. HIP SPLICES ARE TO BE SPACED A MIN. OF 8'-0". FASTEN MEMBERS WITH THREE ROWS OF 12d NAILS @ 16" O.C. (TYP.)
3. STICK FRAME OVER-FRAMED ROOF SECTIONS W/ 2 x 8 RIDGES, 2 x 6 RAFTERS @ 16" O.C. AND FLAT 2 x 10 VALLEYS OR USE VALLEY TRUSSES.
4. FASTEN FLAT VALLEYS TO RAFTERS OR TRUSSES WITH SIMPSON H2.5A HURRICANE TIES @ 32" O.C. MAX. PASS HURRICANE TIES THROUGH NOTCH IN ROOF SHEATHING. EACH RAFTER IS TO BE FASTENED TO THE FLAT VALLEY WITH A MIN. OF (6) 12d TOE NAILS.
5. REFER TO SECTION R802.11 OF THE 2018 NCRC FOR REQUIRED UPLIFT RESISTANCE AT RAFTERS AND TRUSSES.

ATTIC VENT CALCULATION:

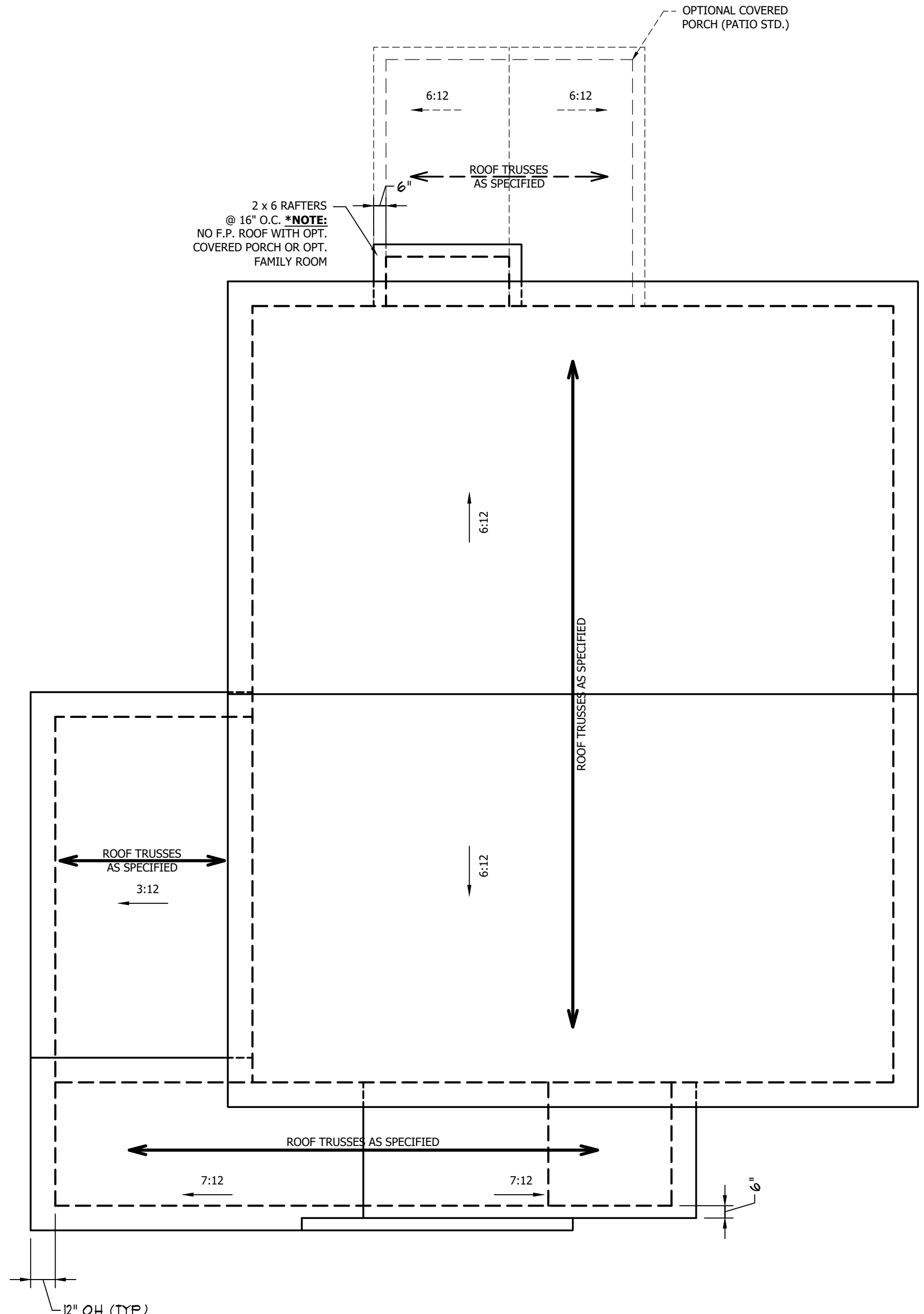
100 SQ. FT. OF ATTIC DIVIDED BY 150 REQUIRES 0.7 SQ. FT. OF NET FREE VENTILATING AREA (MIN.).

ATTIC VENT CALCULATION:

100 SQ. FT. OF ATTIC DIVIDED BY 150 REQUIRES 0.7 SQ. FT. OF NET FREE VENTILATING AREA (MIN.).




ELEVATION A



ELEVATION B

SCALE NOTE: 18x24 PRINTS ARE TO SCALE AS NOTED.
11x17 PRINTS ARE NOT TO SCALE



RENAISSANCE

RESIDENTIAL DESIGN, INC.

RALEIGH, NC 27612

(919) 648-4128

WWW.RRD-CAROLINA.COM

The art of transforming your vision into reality.

RENAISSANCE RESIDENTIAL DESIGN, INC. RESERVES THE RIGHT TO MAKE MODIFICATIONS TO FLOOR PLANS, DIMENSIONS, MATERIALS, AND SPECIFICATIONS WITHOUT NOTICE. THESE DRAWINGS ARE FOR THE PURPOSE OF CONVEYING AN ARCHITECTURAL CONCEPT ONLY.

RENAISSANCE RESIDENTIAL DESIGN, INC. HEREBY EXPRESSLY RESERVES ITS COMMON LAW COPYRIGHT AND OTHER PROPERTY RIGHTS IN THESE PLANS. THESE PLANS AND DRAWINGS ARE NOT TO BE REPRODUCED, CHANGED, OR COPIED IN ANY FORM OR MANNER WITHOUT FIRST OBTAINING THE EXPRESS WRITTEN CONSENT OF RENAISSANCE RESIDENTIAL DESIGN, INC. NOR ARE THEY TO BE ASSIGNED TO ANY THIRD PARTY WITHOUT FIRST OBTAINING SAID WRITTEN PERMISSION AND CONSENT.

WEAVER HOMES
350 Waggoner Drive • Fayetteville, NC 28303
910.690.2190 • 800.892.2190
www.weaver-homes.com

PRICES, PROMOTIONS, INCENTIVES, FEATURES, OPTIONS, FLOOR PLANS, ELEVATIONS, DESIGNS, MATERIALS AND DIMENSIONS ARE SUBJECT TO CHANGE WITHOUT NOTICE. SQUARE FOOTAGE AND DIMENSIONS ARE ESTIMATED AND HOUSE ONLY WILL BE DETERMINED BY THE SITE PLAN AND PLOT PLAN. FLOOR PLANS AND ELEVATION RENDERINGS ARE ARTIST CONCEPTIONS. FLOOR PLANS ARE THE COPYRIGHTED PROPERTY OF WEAVER HOMES. NO USE, REPRODUCTION, OR DISTRIBUTION OF THESE PLANS IS PROHIBITED. SEE NEW HOME SALES CONSULTANT FOR CURRENT DETAILS. COPYRIGHT © 2020 WEAVER HOMES

WEAVER HOMES
CAROLINA COLLECTION
MAGNOLIA DRIVE LEFT

DATE: FEBRUARY 19, 2021

REV.:

SCALE: 1/4" = 1'-0"

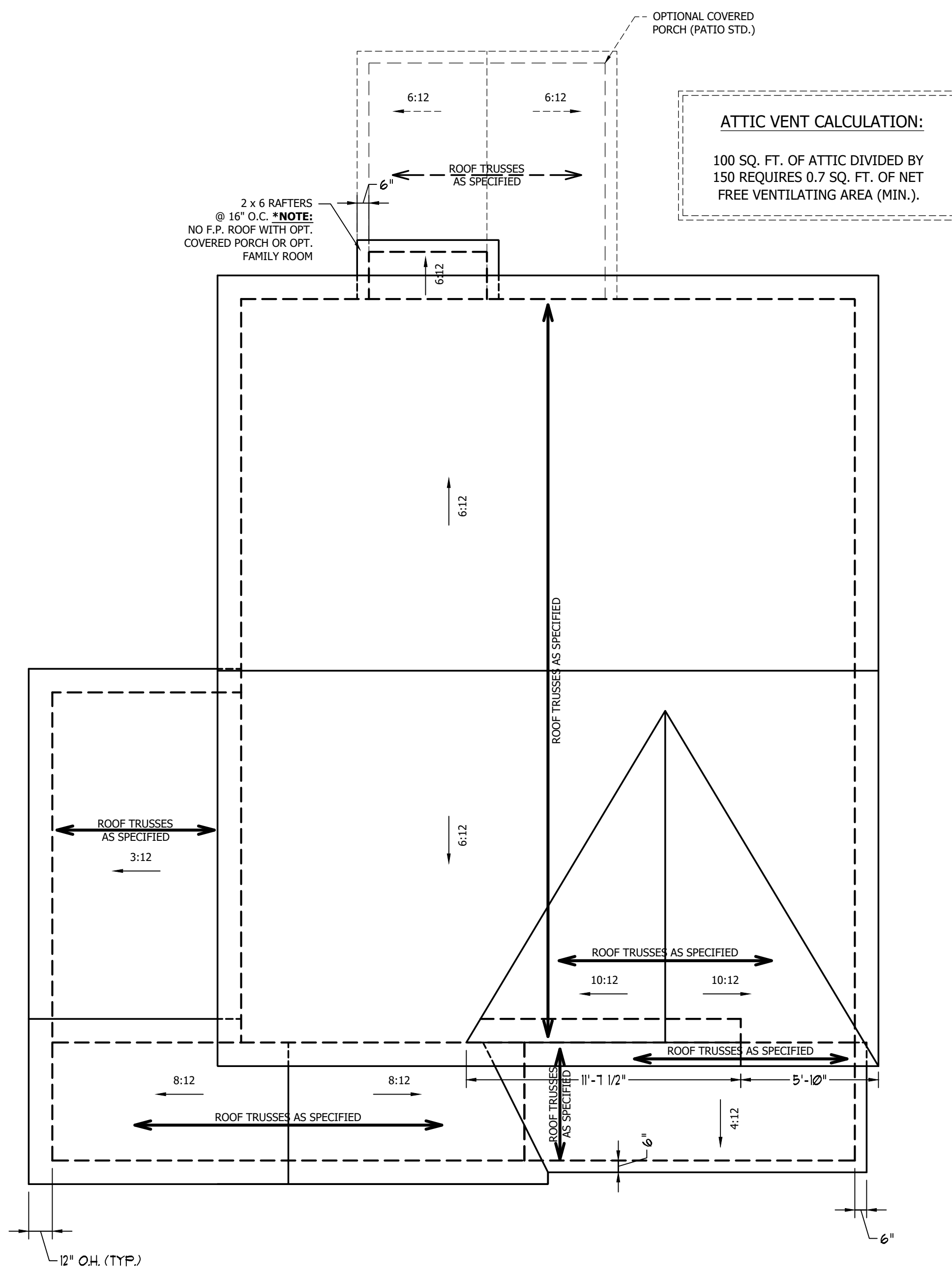
DRAWN BY: WG

ENGINEERED BY:

REVIEWED BY:

ROOF PLAN
ELEVATIONS
A & B

S-3




ELEVATION C

ATTIC VENT CALCULATION:
 100 SQ. FT. OF ATTIC DIVIDED BY 150 REQUIRES 0.7 SQ. FT. OF NET FREE VENTILATING AREA (MIN.).

ATTIC VENT CALCULATION:
 1250 SQ. FT. OF ATTIC DIVIDED BY 150 REQUIRES 8.3 SQ. FT. OF NET FREE VENTILATING AREA (MIN.).

- STRUCTURAL NOTES:**
1. ALL FRAMING LUMBER TO BE #2 SPF (UNO).
 2. HIP SPLICES ARE TO BE SPACED A MIN. OF 8'-0". FASTEN MEMBERS WITH THREE ROWS OF 12d NAILS @ 16" O.C. (TYP.)
 3. STICK FRAME OVER-FRAMED ROOF SECTIONS W/ 2 x 8 RIDGES, 2 x 6 RAFTERS @ 16" O.C. AND FLAT 2 x 10 VALLEYS OR USE VALLEY TRUSSES.
 4. FASTEN FLAT VALLEYS TO RAFTERS OR TRUSSES WITH SIMPSON H2.5A HURRICANE TIES @ 32" O.C. MAX. PASS HURRICANE TIES THROUGH NOTCH IN ROOF SHEATHING. EACH RAFTER IS TO BE FASTENED TO THE FLAT VALLEY WITH A MIN. OF (6) 12d TOE NAILS.
 5. REFER TO SECTION R802.11 OF THE 2018 NCRF FOR REQUIRED UPLIFT RESISTANCE AT RAFTERS AND TRUSSES.



RENAISSANCE
 RESIDENTIAL DESIGN, INC.

RALEIGH, NC 27612
 (919) 648-4128
 WWW.RRDCAROLINA.COM

The art of transforming your vision into reality.
 RENAISSANCE RESIDENTIAL DESIGN, INC. RESERVES THE RIGHT TO MAKE MODIFICATIONS TO FLOOR PLANS, DIMENSIONS, MATERIALS, AND SPECIFICATIONS WITHOUT NOTICE. THESE DRAWINGS ARE FOR THE PURPOSE OF CONVEYING AN ARCHITECTURAL CONCEPT ONLY.

RENAISSANCE RESIDENTIAL DESIGN, INC. HEREBY EXPRESSLY RESERVES ITS COMMON LAW COPYRIGHT AND OTHER PROPERTY RIGHTS IN THESE PLANS. THESE PLANS AND DRAWINGS ARE NOT TO BE REPRODUCED, CHANGED, OR COPIED IN ANY FORM OR MANNER WITHOUT FIRST OBTAINING THE EXPRESS WRITTEN CONSENT OF RENAISSANCE RESIDENTIAL DESIGN, INC. NOR ARE THEY TO BE ASSIGNED TO ANY THIRD PARTY WITHOUT FIRST OBTAINING SAID WRITTEN PERMISSION AND CONSENT.

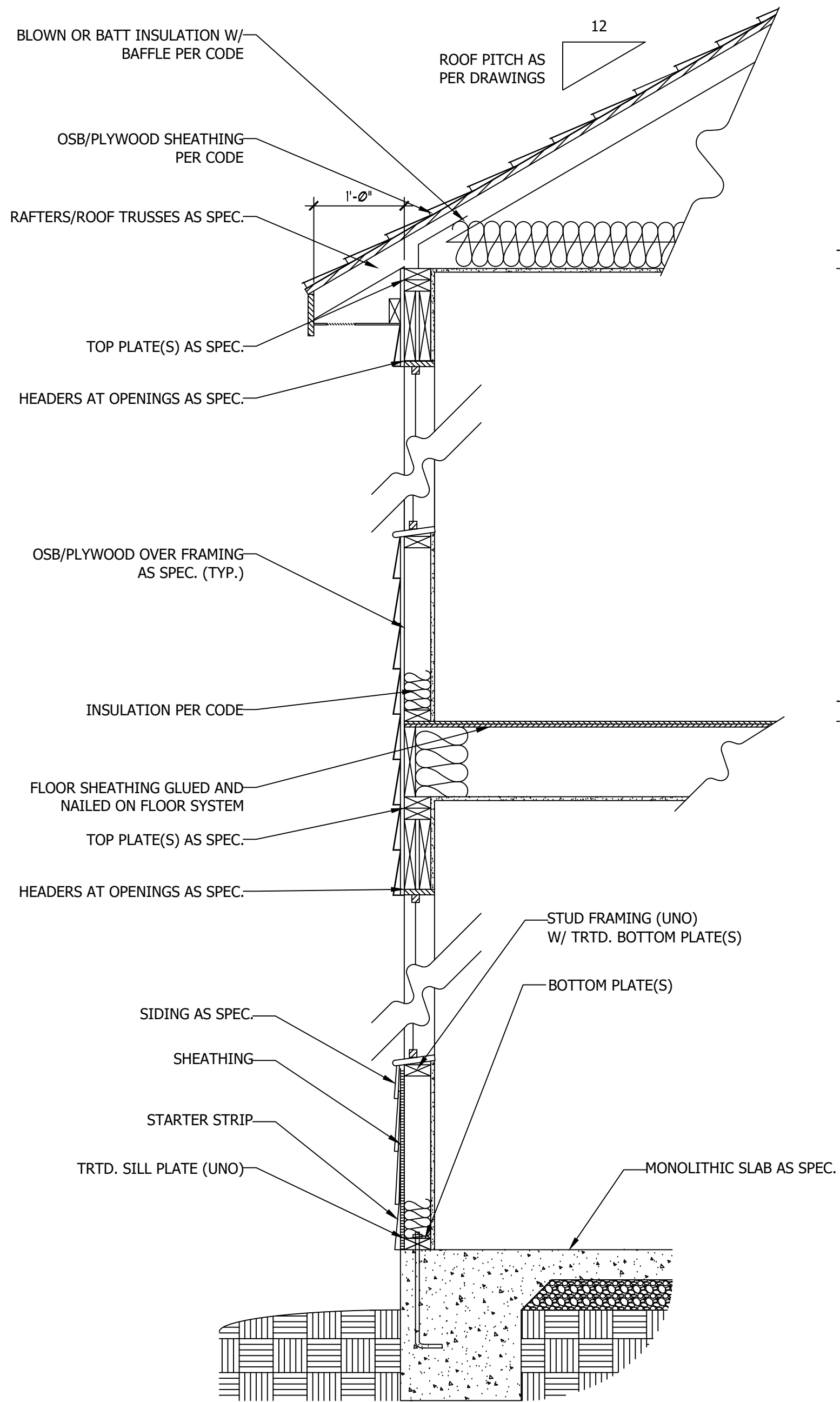
WEAVER
 HOMES
 350 Waggoner Drive • Fayetteville, NC 28303
 910.690.2190 • 800.892.2190
 www.weaver-homes.com

PRICES, PROMOTIONS, INCENTIVES, FEATURES, OPTIONS, FLOOR PLANS, ELEVATIONS, DESIGNS, MATERIALS AND DIMENSIONS ARE SUBJECT TO CHANGE WITHOUT NOTICE. SQUARE FOOTAGE AND DIMENSIONS ARE ESTIMATED AND NOT TO BE USED FOR CONSTRUCTION. HOUSE QUALITY WILL BE DETERMINED BY THE SITE PLAN AND PLOT PLAN. FLOOR PLANS AND ELEVATION RENDERINGS ARE ARTIST CONCEPTIONS. FLOOR PLANS ARE THE COPYRIGHTED PROPERTY OF WEAVER HOMES. NO REPRODUCTION, REUSE, OR MODIFICATION OF ANY PART OF THESE PLANS IS PERMITTED WITHOUT THE WRITTEN PERMISSION OF WEAVER HOMES. CURRENT DETAILS. COPYRIGHT © 2020 WEAVER HOMES

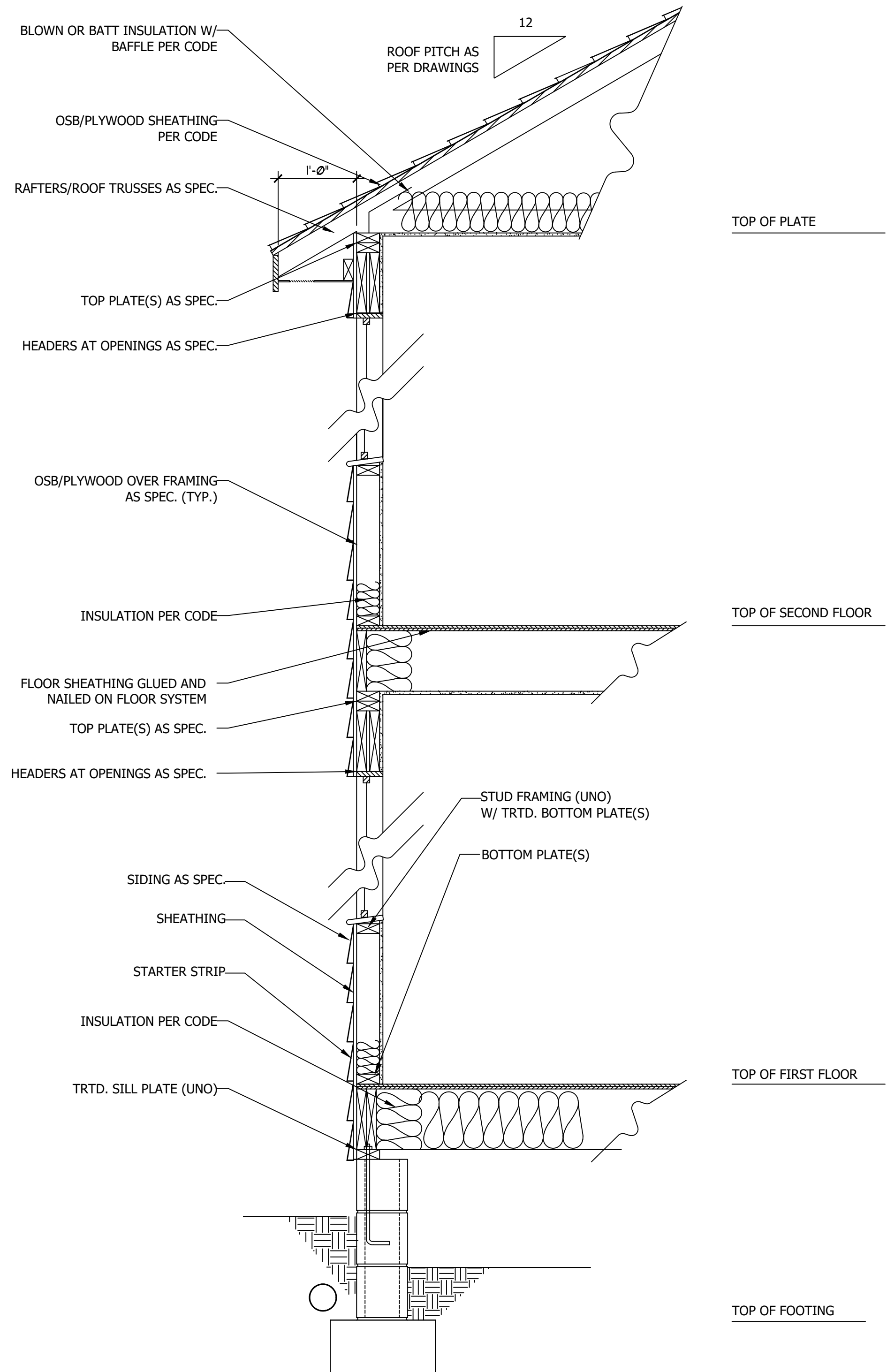
WEAVER HOMES
 CAROLINA COLLECTION
 MAGNOLIA DRIVE LEFT

DATE: FEBRUARY 19, 2021
 REV.:
 SCALE: 1/4" = 1'-0"
 DRAWN BY: WG
 ENGINEERED BY:
 REVIEWED BY:


ROOF PLAN
 ELEVATION - C
 S-4



WALL SECTION W/ SLAB
W/ STD. SIDING SHOWN (NTS)



WALL SECTION W/ CRAWL SPACE
W/ STD. SIDING SHOWN (NTS)



RENAISSANCE

RESIDENTIAL DESIGN, INC.

RALEIGH, NC 27612

(919) 648-4128

WWW.RRDCAROLINA.COM

The art of transforming your vision into reality.

RENAISSANCE RESIDENTIAL DESIGN, INC. RESERVES THE RIGHT TO MAKE MODIFICATIONS TO FLOOR PLANS, DIMENSIONS, MATERIALS, AND SPECIFICATIONS WITHOUT NOTICE. THESE DRAWINGS ARE FOR THE PURPOSE OF CONVEYING AN ARCHITECTURAL CONCEPT ONLY.

RENAISSANCE RESIDENTIAL DESIGN, INC. HEREBY EXPRESSLY RESERVES ITS COMMON LAW COPYRIGHT AND OTHER PROPERTY RIGHTS IN THESE PLANS. THESE PLANS AND DRAWINGS ARE NOT TO BE REPRODUCED, CHANGED, OR COPIED IN ANY FORM OR MANNER WITHOUT FIRST OBTAINING THE EXPRESS WRITTEN CONSENT OF RENAISSANCE RESIDENTIAL DESIGN, INC. NOR ARE THEY TO BE ASSIGNED TO ANY THIRD PARTY WITHOUT FIRST OBTAINING SAID WRITTEN PERMISSION AND CONSENT.

WEAVER
HOMES
350 Waggoner Drive • Fayetteville, NC 28303
910.690.2100 • 800.892.2190
www.weaver-homes.com

PRICE PROMOTIONS, INCENTIVES, FEATURES, OPTIONS, FLOOR PLANS, ELEVATIONS, DESIGNS, MATERIALS AND DIMENSIONS ARE SUBJECT TO CHANGE WITHOUT NOTICE. SQUARE FOOTAGE AND DIMENSIONS ARE ESTIMATED AND HOUSE QUALITY WILL BE DETERMINED BY THE SITE PLAN AND PLOT PLAN. FLOOR PLANS AND ELEVATION RENDERINGS ARE ARTIST CONCEPTIONS. FLOOR PLANS ARE THE COPYRIGHTED PROPERTY OF WEAVER HOMES. NO REPRODUCTION, DISTRIBUTION, OR SALE OF THESE PLANS OR ANY PART THEREOF IS PROHIBITED. SEE NEW HOME SALES CONSULTANT FOR CURRENT DETAILS. COPYRIGHT © 2020 WEAVER HOMES

WEAVER HOMES
CAROLINA COLLECTION
MAGNOLIA DRIVE LEFT

DATE: FEBRUARY 19, 2021

REV.:

SCALE: 1/4" = 1'-0"

DRAWN BY: WG

ENGINEERED BY:

REVIEWED BY:

TYPICAL WALL SECTIONS

D-1