

FIELD & REDLINE NOTES

LIST OF ABBREVIATIONS

| | | | | | | | |
|--------|----------------------------------|-------|----------------------------------|---------|-------------------------------|-------|------------------------|
| ACCESS | ACCESS TO ATTIC OR CRAWL SPACE | DN | DISH WASHER | PCKT | POCKET DOOR | T.C. | TOP CHORD |
| AFF | ABOVE FLOOR | EQ | EQUAL | PERF | PERFORATED | TOW | TOP OF WALL |
| BD | BOARD | FDN | FOUNDATION | PL | PLATE | TRANS | TRANSOM |
| BDRM | BEDROOM | FV | FOUNDATION VENT | PT | PRESSURE TREATED FOR EXPOSURE | TYP | TYPICAL |
| BM | BEAM | GL | GLASS (DOOR) | PL | POINT LOAD (SOLID BLOCK) | UON | UNLESS OTHERWISE NOTED |
| CAB | CABINETS / CABINETS | HB | HOSE BIB | R4S | ROD & SHELF (CLOSETS) | V.B. | VAPOR BARRIER |
| CJ | CONTROL JOINT | HR | DOOR / WINDOW / OPENING HEADER | REF | REFRIGERATOR | VAN | VANITY |
| CL | CENTERLINE | HVAC | HEATING, VENTING & AIR CONDITION | REINF | REINFORCEMENT | W | WIDE |
| CMU | CONCRETE MASONRY UNIT | KNALL | KNEEWALL | RM | ROOM | W | WITH |
| CO | CLEAR OPENING | LVL | LAMINATED VENEER LUMBER | SEG M | SEGMENTED | | |
| COL | COLUMN | MANF | MANUFACTURED | SHWR | SHOWER | | |
| CONC | CONCRETE | MAS | MASONRY | SHLV(S) | SHELVE(S) | | |
| CSMT | CASEMENT | NIC | NOT IN CONTRACT | SPEC(D) | SPECIFICATION / SPECIFIED | | |
| DBL | DOUBLE | OC | ON CENTER | SQ | SQUARE | | |
| DIAM | DIAMETER | OH | OVERHANG | SST | SIMPSON STRONG-TIE OR EQUAL | | |
| DH/SH | DOUBLE HUNG / SINGLE HUNG WINDOW | OPNG | OPENING | SUBFLR | SUB-FLOOR | | |
| DN | DOWN | | | SYP | SOUTHERN YELLOW PINE | | |
| DP | DEEP | | | | | | |

SUMMARY

| | |
|---|--|
| PROJECT INFO | |
| NAME OF PROJECT: | LOT 703 MANORS @ LEXINGTON PLANTATION / CC2325 |
| PROJECT ADDRESS: | TBD |
| PROPOSED USE: | RESIDENTIAL |
| CONTACT: | CAVINESS & CATES |
| CODE COMPLIANCE: | |
| MUNICIPALITY: | 2018 NC STATE RESIDENTIAL BUILDING CODE |
| | HARNETT COUNTY |
| DESIGNER: | |
| | TODD TUCKER, AIBD, CPBD |
| BUILDING DESCRIPTION | |
| FIRST FLOOR, HEATED: | 475 SF |
| SECOND FLOOR, HEATED: | 1350 SF |
| TOTAL, HEATED: | 2325 SF |
| FRONT PORCH: | 100 SF |
| GARAGE: | 443 SF |
| 12x10 COVERED PORCH: | 120 SF |
| BUILDING HEIGHT: | |
| NUMBER OF FLOOR: | +/- 31'-6" (SLAB) |
| | 2 STORIES |
| DESIGN LOADS | |
| ROOF LOADS: | 20 PSF LIVE, 10 PSF DEAD |
| ATTIC LOADS: | 20 PSF LIVE (SEE TRUSS DWGS FOR CAROLINA-6), 10 PSF DEAD |
| FIRST FLOOR: | 40 PSF LIVE, 10 PSF DEAD |
| UPPER FLOORS: | 30 PSF LIVE, 10 PSF DEAD |
| WIND LOAD: | FOR ASCE 7-10, RISK CATEGORY II, EXPOSURE B, 120 mph |
| *** ALL GARAGE PORTAL WALLS TO BE FRAMED WITH 2x6 STUDS | |

ATTIC VENT CALCULATIONS ROOF

| | |
|--------------------------------|---|
| FIRST FLOOR ATTIC AREA: 284 SF | SECOND FLOOR ATTIC AREA: 1350 SF. |
| R806.2 EXCEPTIONS 1 & 2 | RIDGE VENTS*: 41 L.F. / 5 SF. (56%) |
| | SOFFIT VENT*: 65 L.F. / 4 SF. (44%) |
| | RATIO: $\frac{9}{1350} = \frac{1}{150}$ |

* CALCS BASED ON VENT FREE AREA OF 18 S.I. FOR RIDGE & 9 S.I. FOR SOFFIT

ENERGY COMPLIANCE

CLIMATE ZONE: 4A HARNETT COUNTY

CHAPTER II ENERGY EFFICIENCY COMPLIANCE (CHECK ONE)

PRESCRIPTIVE CODE

PERFORMANCE

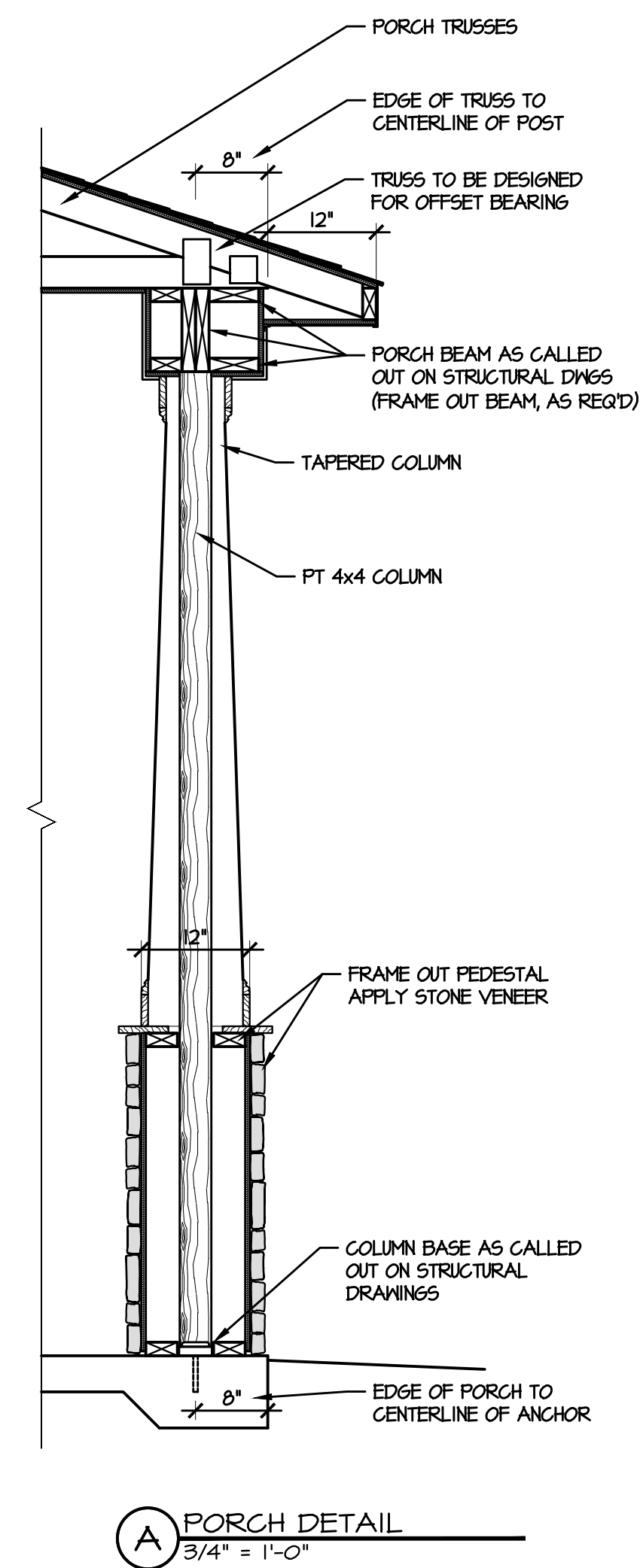
CEILING INSULATION: R38

WALL INSULATION: R14

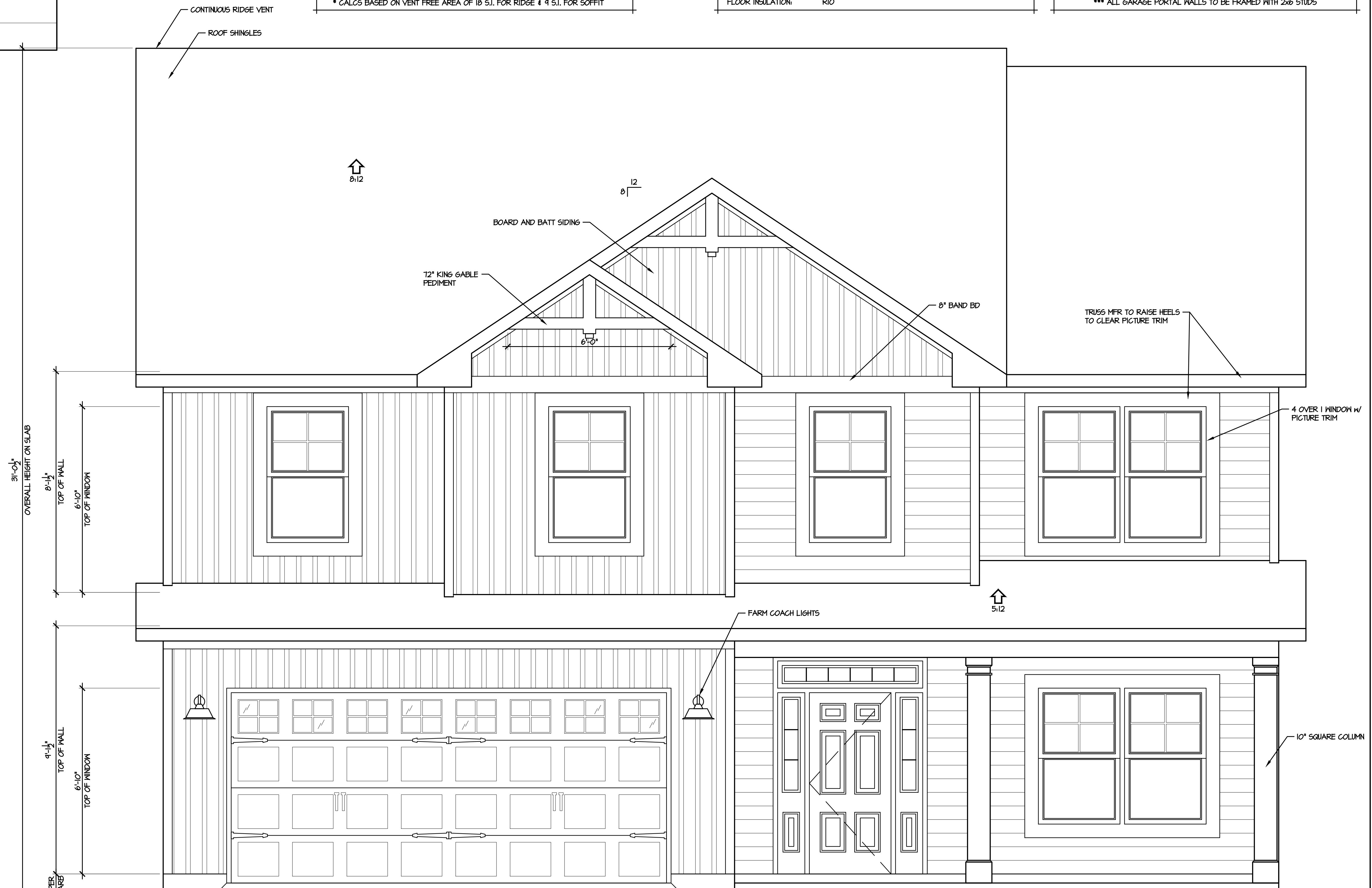
FLOOR INSULATION: R10

LIST OF SYMBOLS


| | | | |
|--|-----------------------|--|----------------|
| | SECTION MARK | | SLOPE UP PITCH |
| | DETAIL MARK | | EARTH |
| | TITLE MARK | | INSULATION |
| | INTERIOR BEARING WALL | | STANDARD WALL |



1 FRONT ELEVATION "F"
1/2" = 1'-0"



© 2019 Caviness & Cates
639 Executive Place
Suite 400
Fayetteville, NC 28305
Office: 910-481-0503
Sales: 910-240-4210
Fax: 910-481-0585



TODD TUCKER 34 - 156
FORTIFIED-WISE™
PROFESSIONAL
910-824-1474

PLAN NUMBER:
CC 2325

SHEET TITLE:
ELEVATIONS

PLAN NO:
CC 2325

DATE:
SEPTEMBER 2019

REVISIONS:

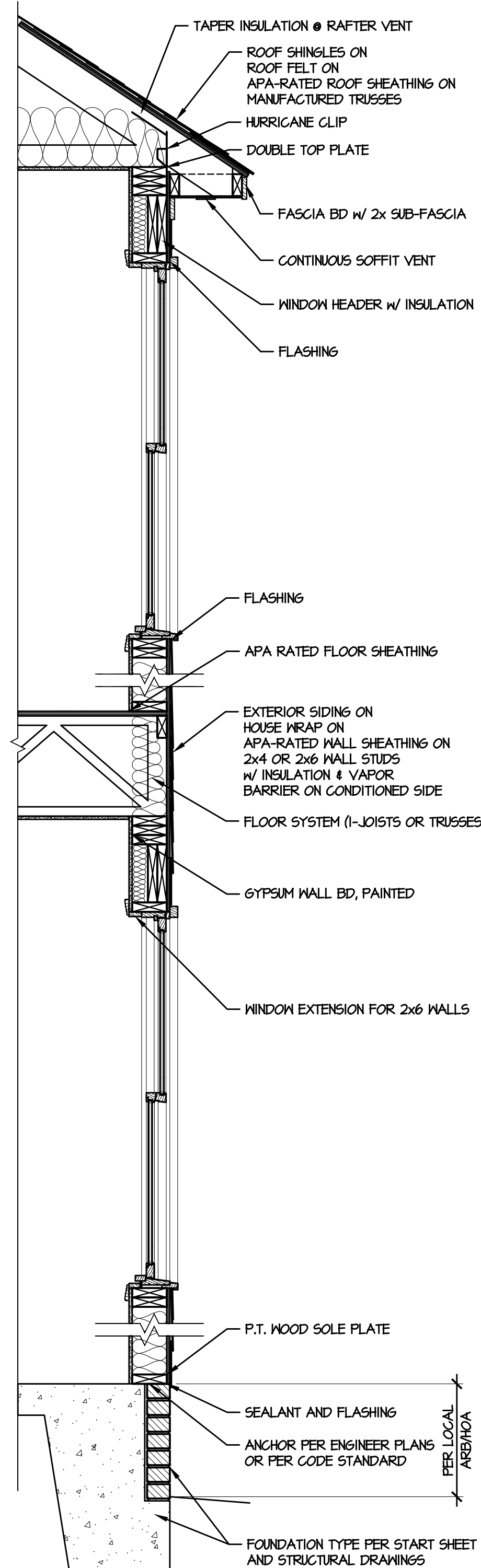
| | |
|--|--|
| | |
| | |
| | |

SHEET NO:
1

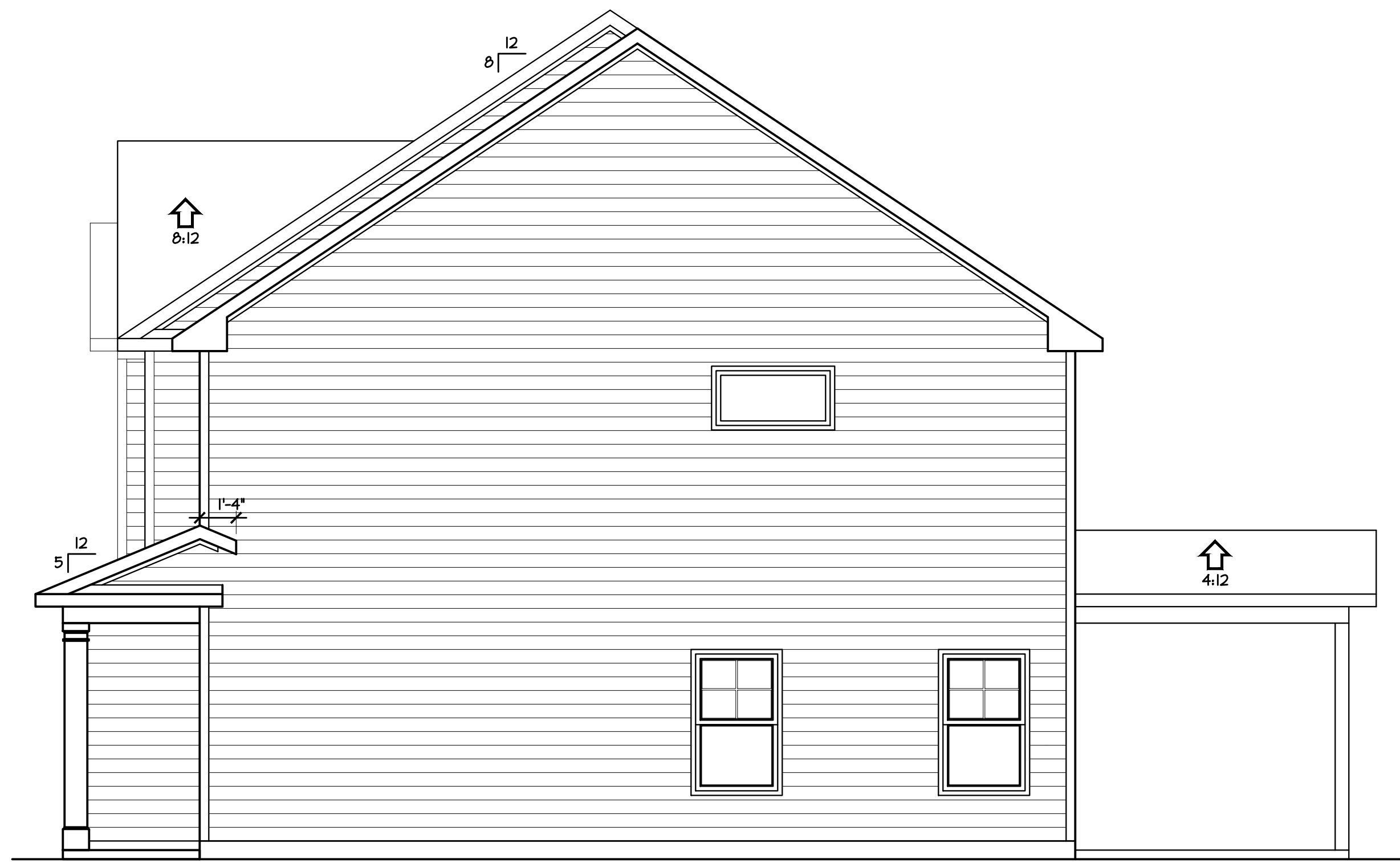
LOT ML703

FIELD & REDLINE NOTES

| |
|--|
| |
| |
| |
| |
| |
| |
| |
| |
| |
| |



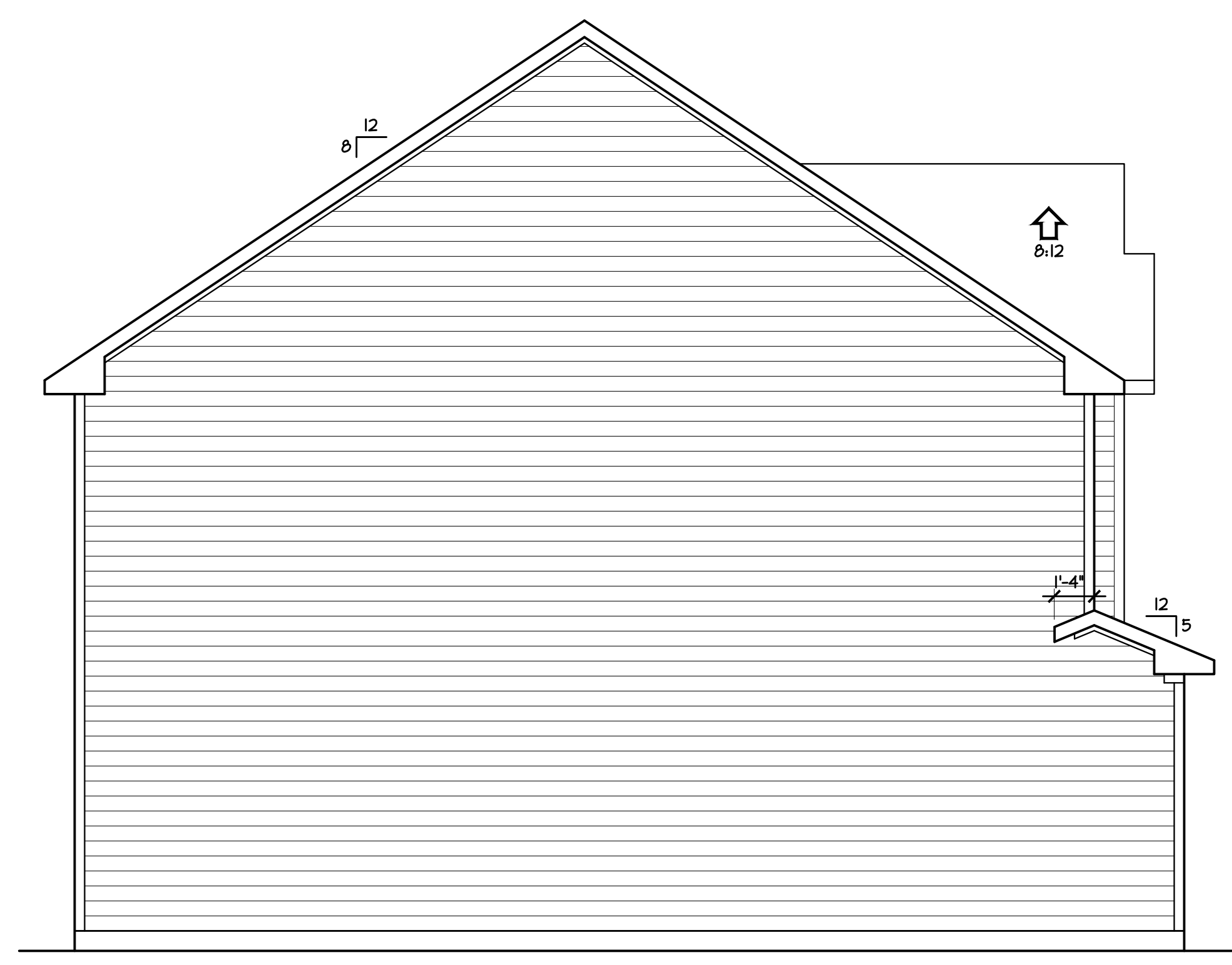
A TYPICAL WALL SECTION
3/4" = 1'-0" BRICK/MONO SLAB



1 RIGHT ELEVATION
1/4" = 1'-0"




2 REAR ELEVATION
1/4" = 1'-0"



3 LEFT ELEVATION
1/4" = 1'-0"



© 2019 Caviness & Cates
639 Executive Place
Suite 400
Fayetteville, NC 28305
Office: 910-481-0503
Sales: 910-240-4210
Fax: 910-481-0585



NATIONAL COUNCIL OF
TRADING COMPANIES
TODD TUCKER 34 - 156
FORTIFIED-WISE™
PROFESSIONAL
910-824-1474

PLAN NUMBER:
CC 2325
SHEET TITLE:
ELEVATIONS

PLAN NO:
CC 2325

DATE:
SEPTEMBER 2019

REVISIONS:

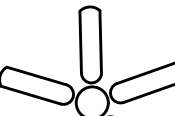
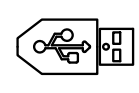

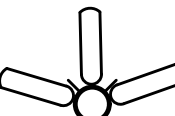

















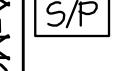







| | |
|--|--|
| | |
| | |
| | |
| | |

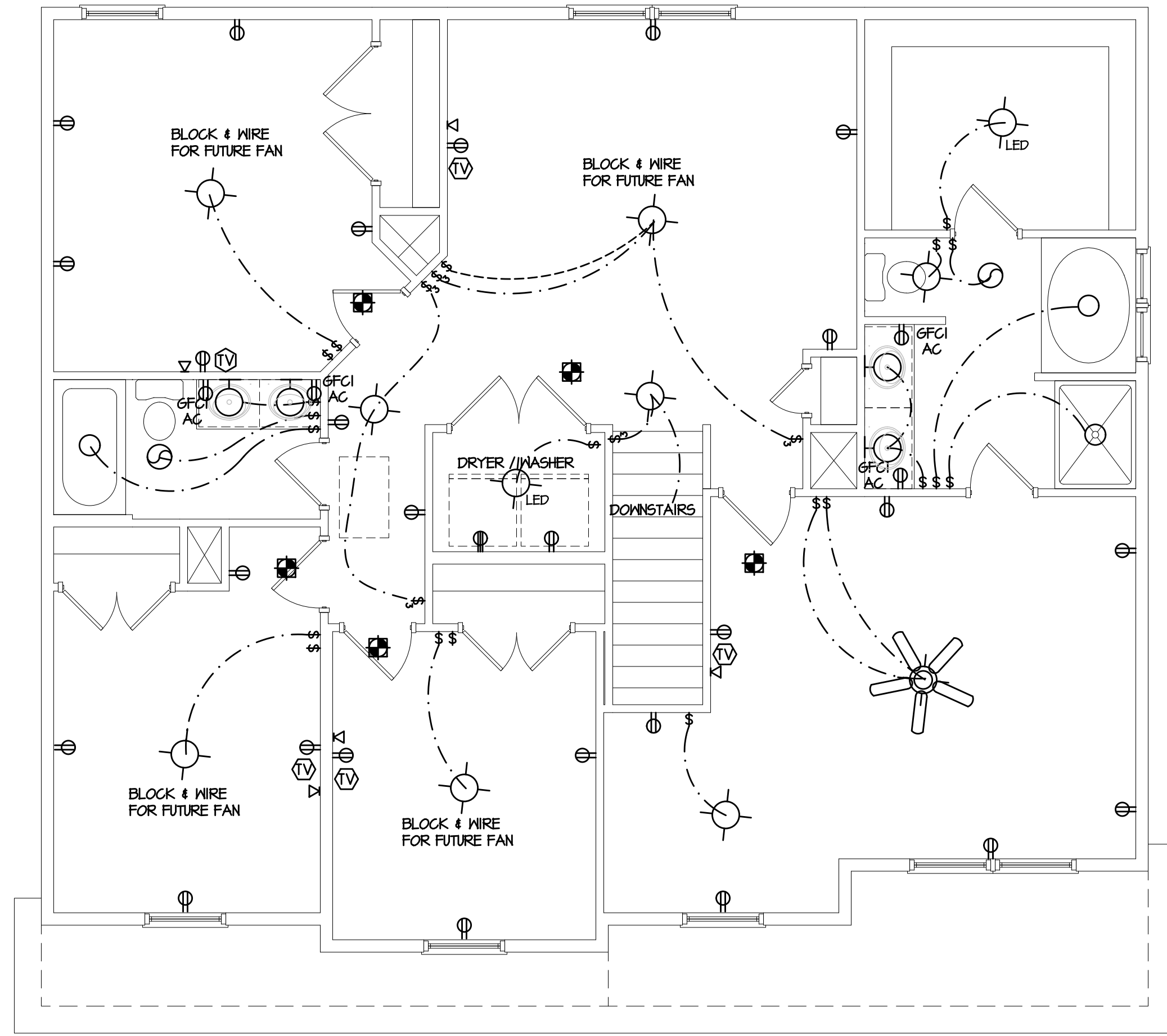
SHEET NO:
2
LOT ML703

T:\Caviness and Cates\CC 2156 2325\LOT SPECIFIC PLANS\MANORS at LEXINGTON PLANTATION\ML703\ML703 - CC2325F.dwg, 7/22/2021 10:19:59 AM, 1:1

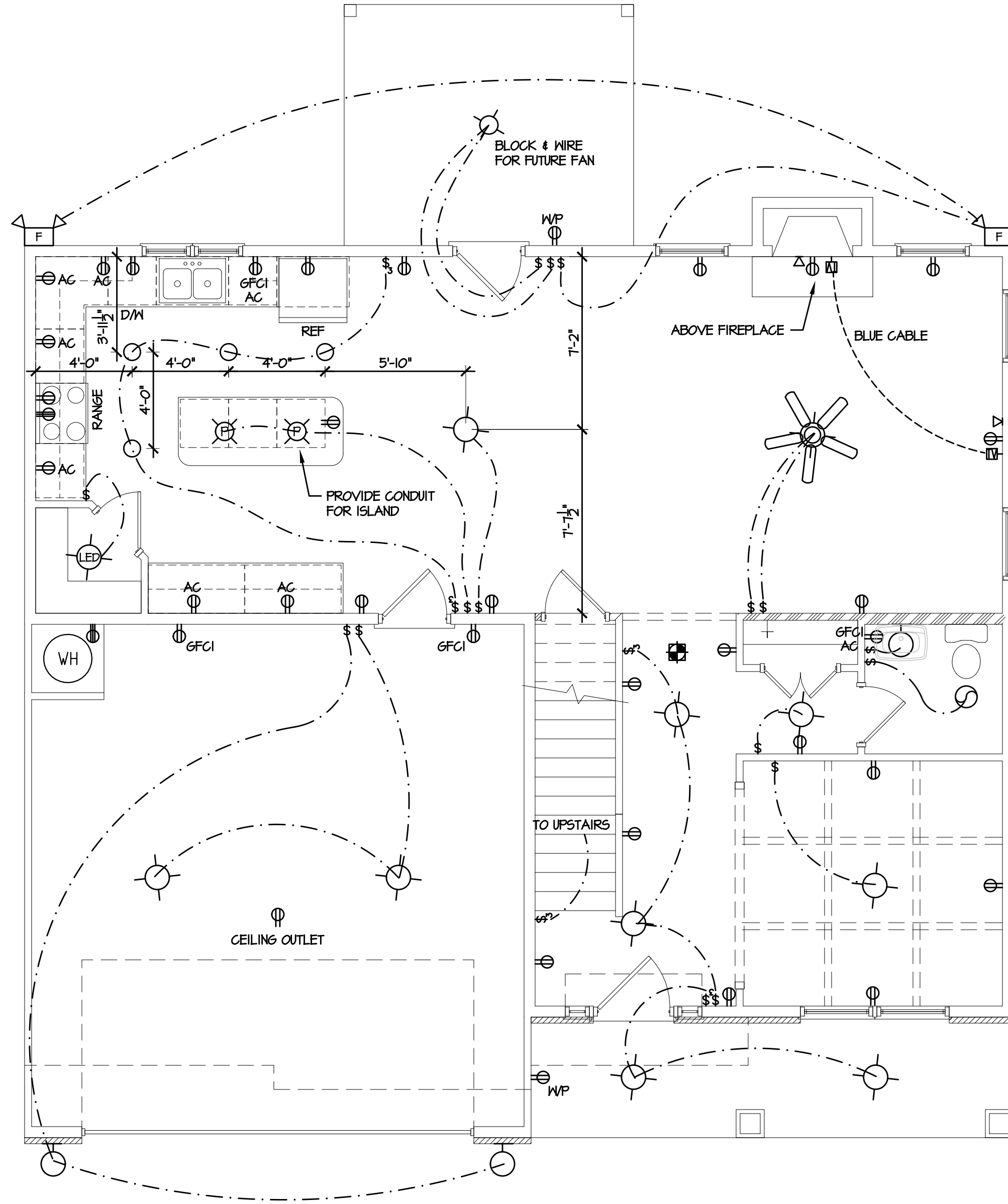
FIELD & REDLINE NOTES

| |
|--|
| |
| |
| |
| |
| |
| |
| |
| |
| |
| |
| |
| |

| ELECTRICAL LEGEND | | | | | |
|---|---------------------------|---|--|---|--|
|  | CEILING FAN |  | USB PORT |  | SINGLE POLE SWITCH |
|  | CEILING FAN w/ LIGHT |  | TV / DATA / PHONE |  | DIMMER SWITCH |
|  | FLUORESCENT LIGHT |  | UL APPROVED SMOKE / CO DETECTOR |  | 3 WAY SWITCH |
|  | SURFACE LIGHT |  | SURROUND SOUND CEILING SPEAKER |  | 4 WAY SWITCH |
|  | PENDANT LIGHT |  | DOOR CONTACT |  | DUPLEX OUTLET |
|  | LED LIGHT |  | DIRECTIONAL MOTION SENSOR |  | ABOVE COUNTER |
|  | FLOOD LIGHTS |  | SECURITY KEYPAD |  | EXTERIOR DUPLEX OUTLET |
| | RECESS LIGHT |  | 20" ON-0 ENCLOSURE HOUSING PHONE, CABLE, ALARM & REQUIRES I/OV OUTLET |  | 1/2 HOT DUPLEX OUTLET ON SWITCH |
|  | LIGHT / EXHAUST FAN COMBO |  | SURROUND SOUND TERMINATION POINT-PHONE, CABLE, SS & FUTURE PIPE WILL TERMINATE IN ONE PHONE/CABLE JACK & SPOUT PLATE |  | GROUND FAULT CIRCUIT INTERRUPT DUPLEX OUTLET |
| | EXHAUST FAN | | |  | QUAD OUTLET |
| | | | |  | FLOOR OUTLET |
| | | | |  | 220 V OUTLET |



2 SECOND FLOOR PLAN
1/4" = 1'-0"





1 FIRST FLOOR PLAN
1/4" = 1'-0"



© 2019 Caviness & Cates

639 Executive Place
Suite 400
Fayetteville, NC 28305
Office: 910-481-0503
Sales: 910-240-4210
Fax: 910-481-0585



TODD TUCKER 34 - 156
FORTIFIED-WISE™
PROFESSIONAL
910-824-1474

PLAN NUMBER:
CC 2325

DATE:
SEPTEMBER 2019

| | |
|------------|--|
| REVISIONS: | |
| | |
| | |

SHEET NO.
4

LOT ML703

T:\Caviness and Cates\CC 2156 2325\LOT SPECIFIC PLANS\MANORS at LEXINGTON PLANTATION\ML703\ML703 CC2325F GL 206 7-22-21.dwg, 7/22/2021 10:20:00 AM, 1:1