
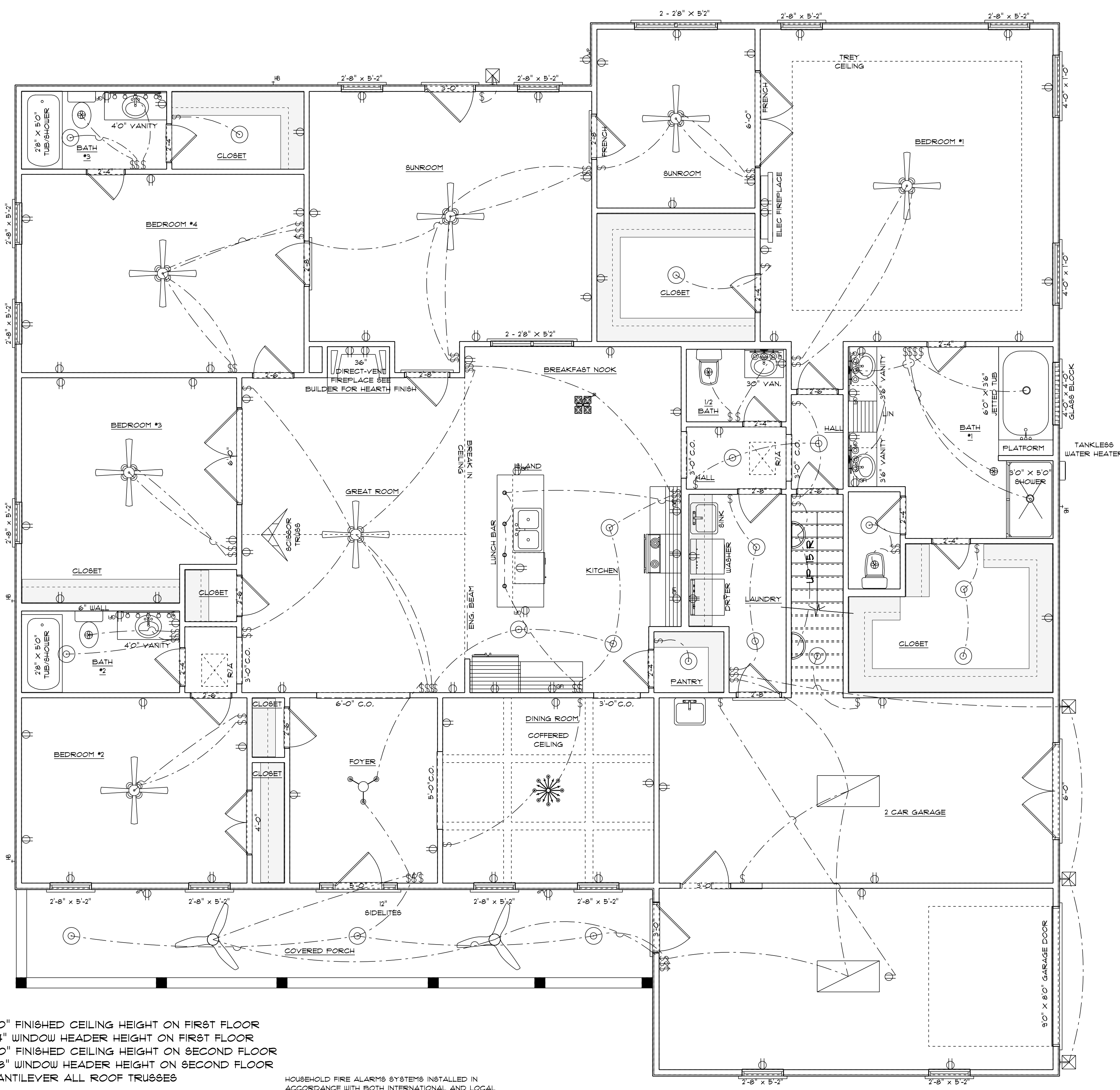


NOTES:
 1. ALL FINAL MATERIALS ARE TO BE CHOSEN BY THE HOMEOWNER.
 2. FINAL NUMBER OF EXTERIOR STEPS WILL BE DETERMINED ON SITE BY GRADE.
 3. CONTRACTOR MUST MEET OR EXCEED ALL APPLICABLE LOCAL, STATE AND FEDERAL REQUIREMENTS.
 4. DESIGNER ASSUMES NO RESPONSIBILITY FOR CHANGES TO DRAWINGS BY OTHERS DURING CONSTRUCTION.
 5. ALL STRUCTURAL INFO SHOWN ON PLANS ARE FOR INFORMATION ONLY. CONTRACTOR SHALL OBTAIN ALL NECESSARY STRUCTURAL ENGINEERING REVIEWS AND DESIGN ALL STRUCTURAL ELEMENTS.



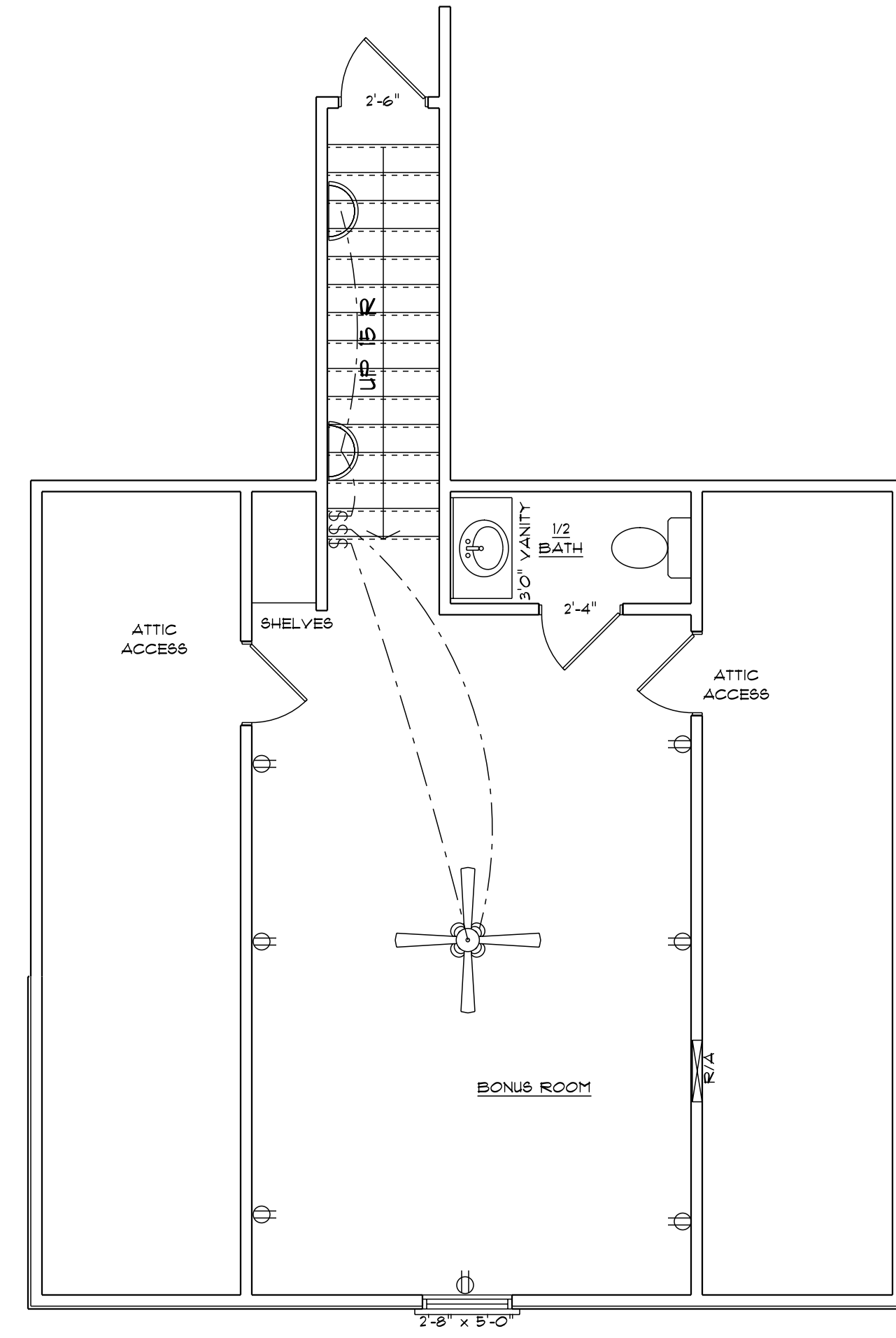
DATE: 9-1-2021
 SUBDIVISION:
 BUILDER:

**SOUTHEASTERN CONSTRUCTION
 HOMES & DEVELOPMENT**



**ELECTRICAL PLAN
 FIRST FLOOR**
 SCALE: 1/4" = 1'0"

ELECTRICAL CONTRACTOR TO CONFIRM LOCATION OF OUTLET AND FIXTURES, SEE HOME OWNER FOR TYPE AND STYLE OF ELECTRICAL FIXTURES



**ELECTRICAL PLAN
 BONUS ROOM**
 SCALE: 1/4" = 1'0"

ELECTRICAL CONTRACTOR TO CONFIRM LOCATION OF OUTLET AND FIXTURES, SEE HOME OWNER FOR TYPE AND STYLE OF ELECTRICAL FIXTURES

9'0" FINISHED CEILING HEIGHT ON FIRST FLOOR
 1'4" WINDOW HEADER HEIGHT ON FIRST FLOOR
 8'0" FINISHED CEILING HEIGHT ON SECOND FLOOR
 6'8" WINDOW HEADER HEIGHT ON SECOND FLOOR
 CANTILEVER ALL ROOF TRUSSES

HOUSEHOLD FIRE ALARMS SYSTEMS INSTALLED IN ACCORDANCE WITH BOTH INTERNATIONAL AND LOCAL BUILDING CODES IN THE FOLLOWING LOCATIONS.

1. IN EACH SLEEPING ROOM
2. OUTSIDE EACH SEPARATE SLEEPING AREAS IN THE IMMEDIATE VICINITY OF BEDROOMS AND WIRED TOGETHER IN SUCH A MANNER THAT WHEN ONE IS ACTIVATED ALL SHALL ACTIVATE

NOTE:
 BUILDING CONTRACTOR TO MEET LOCAL WIND LOADS PER LOCAL CODE AS IT PERTAINS TO LOCATION OF HOUSE (ICC, IBC, IRC, IFC, IMC, IFBC)