

Reaction Summary of Order



























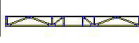


ROOF & FLOOR TRUSSES & BEAMS
 Reilly Road Industrial Park P.O. Box 40408
 Fayetteville, N.C. 28309 (910) 864-TRUS

REQ. QUOTE DATE	/ /	ORDER #	J0920-4497
ORDER DATE	09/28/20	QUOTE #	
DELIVERY DATE	/ /	CUSTOMER ACCT #	0000007216
DATE OF INVOICE	/ /	CUSTOMER PO #	
ORDERED BY	Shaun Garderner	INVOICE #	
COUNTY	Harnett	TERMS	
SUPERINTENDANT	Allen Peterson	SALES REP	Neil Baggett
JOBSITE PHONE #	(704) 451-4444	SALES AREA	Neil Baggett

SOLD TO	Precision Custom Homes 256 Briar Hill Rd. Raeford, NC 28376 (910) 988-8172	JOB NAME: Lot 41 Summerlin MODEL: Floor TAG: Midas 2.0 DELIVERY INSTRUCTIONS: 54 miles round trip	LOT # 41 SUBDIV: Summerlin JOB CATEGORY: Residential - Floor
	SHIPP TO	Precision Custom Homes and 138 Navaho Trail Sanford, NC	SPECIAL INSTRUCTIONS: Like Lot 44 Summerlin

BUILDING DEPARTMENT Floor Order	OVERHANG INFO	HEEL HEIGHT	00-06-08	REQ. LAYOUTS	REQ. ENGINEERING	QUOTE	/ /
	END CUT	RETURN				LAYOUT	NB 11/17/20
	PLUMB		GABLE STUDS	24 IN. OC	JOBSITE 1	JOBSITE 1	CUTTING NB 11/16/20

FLOOR TRUSSES	LOADING INFORMATION	TCLL-TCDL-BCLL-BCDL	STRESS INCR.	FLOOR TRUSS SPACING: 24.0 IN. O.C. (TYP.)
		40.0,10.0,0.0,5.0	1.00	

FLOOR PROFILE	QTY PLY	DEPTH ID	BASE SPAN	O/A SPAN	END TYPE		INT BEARING		REACTIONS				
					LEFT	RIGHT	SIZE	LOCATION					
	1	01-02-00 ET1	19-08-08	19-08-08					Joint 19 51.6 lbs.	Joint 20 120.2 lbs.	Joint 21 196.7 lbs.	Joint 22 178.3 lbs.	Joint 24 195.2 lbs.
	1	01-02-00 ET2	17-00-00	17-00-00					Joint 16 36.7 lbs.	Joint 17 122.5 lbs.	Joint 18 151.8 lbs.	Joint 19 145.3 lbs.	Joint 20 147.0 lbs.
	1	01-02-00 ET3	15-07-00	15-07-00					Joint 14 31.8 lbs.	Joint 15 117.8 lbs.	Joint 16 152.4 lbs.	Joint 17 145.2 lbs.	Joint 18 147.0 lbs.
	1	01-02-00 F1	32-05-00	32-05-00					Joint 26 1053.3 lbs.	Joint 37 1541.9 lbs.	Joint 38 -76.0 lbs.	Joint 39 163.6 lbs.	Joint 40 213.7 lbs.
	1	01-02-00 F2	32-05-00	32-05-00					Joint 18 964.7 lbs.	Joint 25 2067.1 lbs.	Joint 28 622.9 lbs.		
	1	01-02-00 F3	32-05-00	32-05-00					Joint 22 1064.5 lbs.	Joint 33 2983.6 lbs.	Joint 38 512.3 lbs.		
	6	01-02-00 F4	15-07-00	15-07-00					Joint 9 837.1 lbs.	Joint 14 837.1 lbs.			
	10	01-02-00 F5	17-00-00	17-00-00					Joint 10 915.0 lbs.	Joint 16 915.0 lbs.			
	2	01-02-00 F6	15-05-00	15-05-00					Joint 9 827.9 lbs.	Joint 14 834.2 lbs.			

Reaction Summary of Order



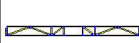


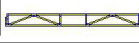





ROOF & FLOOR TRUSSES & BEAMS
 Reilly Road Industrial Park P.O. Box 40408
 Fayetteville, N.C. 28309 (910) 864-TRUS

REQ. QUOTE DATE	/ /	ORDER #	J0920-4497
ORDER DATE	09/28/20	QUOTE #	
DELIVERY DATE	/ /	CUSTOMER ACCT #	0000007216
DATE OF INVOICE	/ /	CUSTOMER PO #	
ORDERED BY	Shaun Garderner	INVOICE #	
COUNTY	Harnett	TERMS	
SUPERINTENDANT	Allen Peterson	SALES REP	Neil Baggett
JOBSITE PHONE #	(704) 451-4444	SALES AREA	Neil Baggett

SOLD TO	Precision Custom Homes 256 Briar Hill Rd. Raeford, NC 28376 (910) 988-8172	JOB NAME: Lot 41 Summerlin MODEL: Floor TAG: Midas 2.0 DELIVERY INSTRUCTIONS: 54 miles round trip	LOT # 41 SUBDIV: Summerlin JOB CATEGORY: Residential - Floor
	SHIPP TO	Precision Custom Homes and 138 Navaho Trail Sanford, NC	SPECIAL INSTRUCTIONS: Like Lot 44 Summerlin

BUILDING DEPARTMENT Floor Order	OVERHANG INFO	HEEL HEIGHT	00-06-08	REQ. LAYOUTS	REQ. ENGINEERING	QUOTE	/ /
	END CUT	RETURN				LAYOUT	NB 11/17/20
	PLUMB		GABLE STUDS	24 IN. OC	JOBSITE 1	JOBSITE 1	CUTTING NB 11/16/20

FLOOR TRUSSES	LOADING INFORMATION	TCLL-TCDL-BCLL-BCDL	STRESS INCR.	FLOOR TRUSS SPACING: 24.0 IN. O.C. (TYP.)
		40.0,10.0,0.0,5.0	1.00	

FLOOR PROFILE	QTY PLY	DEPTH ID	BASE SPAN	O/A SPAN	END TYPE		INT BEARING		REACTIONS
					LEFT	RIGHT	SIZE	LOCATION	
	4	01-02-00 F7	15-08-08	15-08-08					Joint 9 Joint 14 844.0 lbs. 844.0 lbs. 431.6 lbs. 431.6 lbs.
	7	01-02-00 F8	13-01-08	13-01-08					Joint 7 Joint 10 701.9 lbs. 701.9 lbs. 375.5 lbs. 375.5 lbs.
	1	01-02-00 F9-GR	05-01-12	05-01-12					Joint 5 Joint 8 997.2 lbs. 1003.4 lbs.

ITEMS

QTY	ITEM TYPE	SIZE	LENGTH FT-IN-16	PART NUMBER	NOTES
10	Hangers, USP	HUS 410			SIMPSON (HUS410)
2	LVL Beams (Sized)	LVL, 1-3/4" x 9-1/4" (S)	06-00-00		BM2
2	LVL Beams (Sized)	LVL, 1-3/4" x 14" (S)	16-00-00		BM1
2	LVL Beams (Sized)	LVL, 1-3/4" x 24" (S)	20-00-00		24" LVL is <<ONLY>> sold in 20, 24, 28 or 48 foot lengths!!! (sm) GDH
3	Hangers, USP	MSH422			SIMPSON (THA422)

Reaction Summary of Order



ROOF & FLOOR TRUSSES & BEAMS
 Reilly Road Industrial Park P.O. Box 40408
 Fayetteville, N.C. 28309 (910) 864-TRUS

REQ. QUOTE DATE	/ /	ORDER #	J0920-4496
ORDER DATE	09/28/20	QUOTE #	
DELIVERY DATE	/ /	CUSTOMER ACCT #	0000007216
DATE OF INVOICE	/ /	CUSTOMER PO #	
ORDERED BY	Shaun Garderner	INVOICE #	
COUNTY	Harnett	TERMS	
SUPERINTENDANT	Allen Peterson	SALES REP	Neil Baggett
JOBSITE PHONE #	(704) 451-4444	SALES AREA	Neil Baggett

SOLD TO	Precision Custom Homes 256 Briar Hill Rd. Raeford, NC 28376 (910) 988-8172	JOB NAME: Lot 41 Summerlin MODEL: Roof TAG: Midas 2.0 DELIVERY INSTRUCTIONS: 54 miles round trip	LOT # 41 SUBDIV: Summerlin JOB CATEGORY: Residential - Roof
	Precision Custom Homes and 138 Navaho Trail Sanford, NC	SPECIAL INSTRUCTIONS: Like Lot 44 Summerlin	PLAN SEAL DATE: 11/14/20 BY DATE

BUILDING DEPARTMENT	OVERHANG INFO	HEEL HEIGHT	00-06-08	REQ. LAYOUTS	REQ. ENGINEERING	QUOTE	/ /
Roof Order	END CUT	RETURN				LAYOUT	NB 11/16/20
	PLUMB					CUTTING	NB 11/16/20
	GABLE STUDS	24 IN. OC		JOBSITE	1	JOBSITE	1

ROOF TRUSSES	LOADING INFORMATION	TCLL-TCDL-BCLL-BCDL	STRESS INCR.	ROOF TRUSS SPACING: 24.0 IN. O.C. (TYP.)
		20.0,10.0,0.0,10.0	1.15	

PROFILE	QTY	PITCH		TYPE ID	BASE O/A	LUMBER		OVERHANG		REACTIONS				
		TOP	BOT			TOP	BOT	LEFT	RIGHT	Joint 2	Joint 22	Joint 23	Joint 24	Joint 25
	1	8.00	0.00	GABLE A1-GE	34-06-00 34-06-00	2 X 6	2 X 6	01-02-08		Joint 2	Joint 22	Joint 23	Joint 24	Joint 25
										219.7 lbs.	174.8 lbs.	208.7 lbs.	169.4 lbs.	178.0 lbs.
										-78.0 lbs.	-38.8 lbs.	-112.5 lbs.	-84.0 lbs.	-87.9 lbs.
	11	8.00	0.00	COMMON A2	34-06-00 34-06-00	2 X 6	2 X 6	01-02-08		Joint 2	Joint 8			
										1668.0 lbs.	1596.9 lbs.			
										-89.6 lbs.	-72.6 lbs.			
	6	8.00	0.00	COMMON A4	34-06-00 34-06-00	2 X 6	2 X 6	01-02-08	01-02-08	Joint 2	Joint 8			
										1663.6 lbs.	1663.6 lbs.			
										-89.5 lbs.	-89.5 lbs.			
	1	8.00	0.00	GABLE A5-GE	34-06-00 34-06-00	2 X 6	2 X 6	01-02-08	01-02-08	Joint 2	Joint 22	Joint 24	Joint 25	Joint 26
										220.4 lbs.	182.8 lbs.	182.6 lbs.	175.7 lbs.	176.8 lbs.
										-80.1 lbs.	-21.2 lbs.	-94.1 lbs.	-88.3 lbs.	-87.1 lbs.
	1	8.00	0.00	COMMON B1-GE	19-09-08 19-09-08	2 X 6	2 X 6	01-02-08	01-02-08	Joint 2	Joint 12	Joint 14	Joint 15	Joint 16
										170.6 lbs.	162.6 lbs.	166.7 lbs.	178.7 lbs.	177.9 lbs.
										-47.5 lbs.	-8.1 lbs.	-82.0 lbs.	-88.1 lbs.	-97.8 lbs.
	1	8.00	0.00	COMMON B2	19-09-08 19-09-08	2 X 6	2 X 8	01-02-08	01-02-08	Joint 2	Joint 6			
	2 Ply									8147.0 lbs.	8350.6 lbs.			
										-475.1 lbs.	-485.3 lbs.			
	1	12.00	0.00	ATTIC C1-GE	22-06-00 22-06-00	2 X 6	2 X 10	01-02-08	01-02-08	Joint 2	Joint 10	Joint 12	Joint 14	
										576.1 lbs.	576.2 lbs.	1023.4 lbs.	1026.3 lbs.	
										25.4 lbs.	28.8 lbs.	-115.6 lbs.	-117.4 lbs.	
	6	12.00	0.00	ATTIC C2	22-06-00 22-06-00	2 X 6	2 X 10	01-02-08	01-02-08	Joint 2	Joint 10			
										1517.6 lbs.	1517.6 lbs.			
										159.7 lbs.	159.8 lbs.			
	2	12.00	0.00	ATTIC C3	22-06-00 22-06-00	2 X	2 X 10	01-02-08	01-02-08	Joint 2	Joint 10			
	2 Ply									1517.9 lbs.	1517.9 lbs.			
										156.2 lbs.	156.3 lbs.			
	3	12.00	0.00	ATTIC C4	05-06-00 05-06-00	2 X 6	2 X 10	01-02-08	01-02-08	Joint 2	Joint 8	Joint 10		
										295.8 lbs.	547.8 lbs.	966.6 lbs.		
										-86.1 lbs.	-196.6 lbs.	-491.1 lbs.		
	1	3.00	0.00	GABLE P1-GE	05-09-00 05-09-00	2 X 4	2 X 4	01-02-08		Joint 2	Joint 5	Joint 6		
										210.2 lbs.	20.0 lbs.	284.0 lbs.		
										-93.0 lbs.	-10.0 lbs.	-92.9 lbs.		

Reaction Summary of Order



REQ. QUOTE DATE	/ /	ORDER #	J0920-4496
ORDER DATE	09/28/20	QUOTE #	
DELIVERY DATE	/ /	CUSTOMER ACCT #	0000007216
DATE OF INVOICE	/ /	CUSTOMER PO #	
ORDERED BY	Shaun Garderner	INVOICE #	
COUNTY	Harnett	TERMS	
SUPERINTENDANT	Allen Peterson	SALES REP	Neil Baggett
JOBSITE PHONE #	(704) 451-4444	SALES AREA	Neil Baggett

SOLD TO	Precision Custom Homes 256 Briar Hill Rd. Raeford, NC 28376 (910) 988-8172	JOB NAME: Lot 41 Summerlin MODEL: Roof TAG: Midas 2.0 DELIVERY INSTRUCTIONS: 54 miles round trip	LOT # 41 SUBDIV: Summerlin JOB CATEGORY: Residential - Roof
	Precision Custom Homes and 138 Navaho Trail Sanford, NC	SPECIAL INSTRUCTIONS: Like Lot 44 Summerlin	PLAN SEAL DATE: 11/14/20 BY DATE

BUILDING DEPARTMENT	OVERHANG INFO	HEEL HEIGHT	00-06-08	REQ. LAYOUTS	REQ. ENGINEERING	QUOTE	/ /
Roof Order	END CUT RETURN						
	PLUMB	GABLE STUDS	24 IN. OC	JOBSITE	1	LAYOUT	NB 11/16/20
				JOBSITE	1	CUTTING	NB 11/16/20

ROOF TRUSSES	LOADING INFORMATION	TCLL-TCDL-BCLL-BCDL	STRESS INCR.	ROOF TRUSS SPACING: 24.0 IN. O.C. (TYP.)
		20.0,10.0,0.0,10.0	1.15	

PROFILE	QTY	PITCH		TYPE ID	BASE O/A	LUMBER		OVERHANG		REACTIONS
		TOP	BOT			TOP	BOT	LEFT	RIGHT	
	6	3.00	0.00	MONOPITCH P2	05-09-00 05-09-00	2 X 4	2 X 4	01-02-08		Joint 2 Joint 4 305.7 lbs. 205.9 lbs. -129.9 lbs. -84.9 lbs.
	10	3.00	0.00	MONOPITCH P3	05-09-00 04-09-00	2 X 4	2 X 4	01-02-08		Joint 2 Joint 4 268.0 lbs. 163.7 lbs. -116.8 lbs. -67.1 lbs.
	1	3.00	0.00	GABLE P4-GE	05-09-00 04-09-00	2 X 4	2 X 4	01-02-08		Joint 2 Joint 5 Joint 6 167.3 lbs. 70.0 lbs. 196.9 lbs. -85.1 lbs. -24.9 lbs. -64.8 lbs.
	1	8.00	0.00	VALLEY VB1	16-01-15 16-01-15	2 X 4	2 X 4			Joint 1 Joint 5 Joint 6 Joint 8 Joint 9 137.3 lbs. 130.1 lbs. 384.7 lbs. 244.8 lbs. 384.9 lbs. -3.0 lbs. 9.0 lbs. -108.3 lbs. 52.8 lbs. -108.4 lbs.
	1	8.00	0.00	VALLEY VB2	12-01-15 12-01-15	2 X 4	2 X 4			Joint 1 Joint 5 Joint 6 Joint 7 Joint 8 54.7 lbs. 41.5 lbs. 313.5 lbs. 264.2 lbs. 313.7 lbs. -30.2 lbs. -12.6 lbs. -92.9 lbs. 35.8 lbs. -93.0 lbs.
	1	8.00	0.00	VALLEY VB3	08-01-15 08-01-15	2 X 4	2 X 4			Joint 1 Joint 3 Joint 4 156.4 lbs. 156.4 lbs. 263.0 lbs. -24.7 lbs. -30.3 lbs. 18.7 lbs.
	1	8.00	0.00	VALLEY VB4	04-01-15 04-01-15	2 X 4	2 X 4			Joint 1 Joint 3 127.9 lbs. 127.9 lbs. -6.8 lbs. -6.8 lbs.

ITEMS					
QTY	ITEM TYPE	SIZE	LENGTH FT-IN-16	PART NUMBER	NOTES
13	Hangers, USP	HUS 26			SIMPSON (HUS26)

Reaction Summary of Order


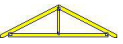


ROOF & FLOOR TRUSSES & BEAMS
 Reilly Road Industrial Park P.O. Box 40408
 Fayetteville, N.C. 28309 (910) 864-TRUS

REQ. QUOTE DATE	/ /	ORDER #	J0121-0292
ORDER DATE	01/14/21	QUOTE #	
DELIVERY DATE	02/03/21	CUSTOMER ACCT #	0000007216
DATE OF INVOICE	/ /	CUSTOMER PO #	
ORDERED BY	Shaun Garderner	INVOICE #	
COUNTY	Harnett	TERMS	
SUPERINTENDANT	Allen Peterson	SALES REP	Neil Baggett
JOBSITE PHONE #	(704) 451-4444	SALES AREA	Neil Baggett

SOLD TO	Precision Custom Homes 256 Briar Hill Rd. Raeford, NC 28376 (910) 988-8172	JOB NAME: Lot 42 Summerlin MODEL: Roof TAG: CP Only DELIVERY INSTRUCTIONS: 54 miles round trip TO BE DELIVERED WITH LOT 42 SUMMERLIN (J0920-4496 & 4497)	LOT # 42 SUBDIV: Summerlin JOB CATEGORY: Residential - Roof
	Precision Custom Homes and Lot 42 Summerlin Sanford, NC	SPECIAL INSTRUCTIONS: Like Lot 44 Summerlin	PLAN SEAL DATE: 11/14/20 BY DATE

BUILDING DEPARTMENT Roof Order	OVERHANG INFO	HEEL HEIGHT	00-06-08	REQ. LAYOUTS	REQ. ENGINEERING	QUOTE	/ /
	END CUT	RETURN				LAYOUT	NB 01/21/21
	PLUMB		GABLE STUDS	24 IN. OC	JOBSITE 1	JOBSITE 1	CUTTING NB 01/14/21

ROOF TRUSSES		LOADING INFORMATION		TCLL-TCDL-BCLL-BCDL	STRESS INCR.	ROOF TRUSS SPACING: 24.0 IN. O.C. (TYP.)				
				20.0,10.0,0.0,10.0	1.15					
PROFILE	QTY	PITCH		TYPE ID	BASE O/A	LUMBER		OVERHANG		REACTIONS
	PLY	TOP	BOT			TOP	BOT	LEFT	RIGHT	
	1	6.00	0.00	GABLE D1-SG	14-00-00 14-00-00	2 X 6	2 X 6	01-02-08	01-02-08	Joint 2 Joint 8 620.1 lbs. 620.1 lbs. -162.9 lbs. -162.9 lbs.
	5	6.00	0.00	COMMON D2	14-00-00 14-00-00	2 X 6	2 X 6	01-02-08	01-02-08	Joint 2 Joint 4 620.1 lbs. 620.1 lbs. -125.1 lbs. -125.1 lbs.

ITEMS

QTY	ITEM TYPE	SIZE	LENGTH FT-IN-16	PART NUMBER	NOTES
4	LVL Beams (Sized)	LVL, 1-3/4" x 9-1/4" (S)	11-00-00		BM3