

Initial Application Date: 7/9/2020

Application # _____

CU# _____

COUNTY OF HARNETT RESIDENTIAL LAND USE APPLICATION

Central Permitting 108 E. Front Street, Lillington, NC 27546 Phone: (910) 893-7525 ext:2 Fax: (910) 893-2793 www.harnett.org/permits

****A RECORDED SURVEY MAP, RECORDED DEED (OR OFFER TO PURCHASE) & SITE PLAN ARE REQUIRED WHEN SUBMITTING A LAND USE APPLICATION****

LANDOWNER: H&H Constructors of Fayetteville, LLC. Mailing Address: 2919 Breezewood Ave. Ste. 400

City: Fayetteville State: NC Zip: 28303 Contact No: 910-486-4864 Email: Stacysimmons@hhome.com

APPLICANT*: Same As Above Mailing Address: Same As Above

City: Fayetteville State: NC Zip: 28303 Contact No: 910-486-4864 Email: Stacysimmons@hhome.com

*Please fill out applicant information if different than landowner

CONTACT NAME APPLYING IN OFFICE: Stacy Simmons Phone # 910-486-4864

ADDRESS: 549 Falls Creek Drive PIN: 0515-02-1954

DEED OR OTP: 3790:0104

PROPOSED USE:

SFD: (Size 40 x 52) # Bedrooms: 3 # Baths: 2.5 Basement(w/w bath): Garage: Deck: Crawl Space: Slab: Monolithic Slab:
(Is the bonus room finished? yes no w/ a closet? yes no (if yes add in with # bedrooms)

Mod: (Size _____ x _____) # Bedrooms _____ # Baths _____ Basement (w/w bath) Garage: Site Built Deck: On Frame Off Frame
(Is the second floor finished? yes no Any other site built additions? yes no

Manufactured Home: SW DW TW (Size _____ x _____) # Bedrooms: _____ Garage: (site built? Deck: (site built?

Duplex: (Size _____ x _____) No. Buildings: _____ No. Bedrooms Per Unit: _____

Home Occupation: # Rooms: _____ Use: _____ Hours of Operation: _____ #Employees: _____

Addition/Accessory/Other: (Size _____ x _____) Use: _____ Closets in addition? yes no

Water Supply: County _____ Existing Well _____ New Well (# of dwellings using well _____) *Must have operable water before final
(Need to Complete New Well Application at the same time as New Tank)

Sewage Supply: _____ New Septic Tank _____ Expansion _____ Relocation _____ Existing Septic Tank County Sewer
(Complete Environmental Health Checklist on other side of application if Septic)

Does owner of this tract of land, own land that contains a manufactured home within five hundred feet (500') of tract listed above? yes no
Does the property contain any easements whether underground or overhead yes no

Structures (existing or proposed): Single family dwellings: Proposed Manufactured Homes: _____ Other (specify): _____

If permits are granted I agree to conform to all ordinances and laws of the State of North Carolina regulating such work and the specifications of plans submitted. I hereby state that foregoing statements are accurate and correct to the best of my knowledge. Permit subject to revocation if false information is provided.

[Signature]
Signature of Owner or Owner's Agent

7/9/2020
Date

*****It is the owner/applicants responsibility to provide the county with any applicable information about the subject property, including but not limited to: boundary information, house location, underground or overhead easements, etc. The county or its employees are not responsible for any incorrect or missing information that is contained within these applications.*****

This application expires 6 months from the initial date if permits have not been issued*

APPLICATION CONTINUES ON BACK

strong roots • new growth

Truss/Rafter to Wood Double Top Plates

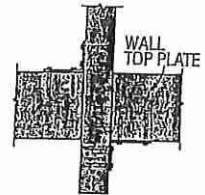


Model No.	Qty Req'd	Fasteners		DF/SP Allowable Loads				SPF Allowable Loads			
		To Rafters	To Plates	Uplift		Parallel to Plate (F ₁) (133/160)	Perp. to Plate (F ₂) (133/160)	Uplift		Parallel to Plate (F ₁) (133/160)	Perp. to Plate (F ₂) (133/160)
				(133)	(160)			(133)	(160)		
H2.5	1	5-8d	5-8d	415	415	150	150	365	365	130	130
H5A	1	3-8d	3-8d	350	420	115	180	245	245	100	120
HGA10	1	4-SDS ^{1/4} x1 ^{1/2}	4-SDS ^{1/4} x3	435	435	1165	940	375	375	870	815
H5	1	4-8d	4-8d	455	465	115	200	265	265	100	170
H1	1	6-8dx1 ^{1/2}	4-8d	490	585	485	165	400	400	415	140
H2.5A	1	5-8d	5-8d	600	600	110	110	520	535	110	110
LTS12	1	6-10dx1 ^{1/2}	6-10dx1 ^{1/2}	720	720	75	125	620	620	75	125
H8	1	5-10dx1 ^{1/2}	5-10dx1 ^{1/2}	620	745	—	—	530	565	—	—
H10-2	1	6-10d	6-10d	760	760	455	395	655	655	390	340
H2.5	2	10-8d	10-8d	830	830	300	300	730	730	260	260
H5	2	8-8d	8-8d	910	930	230	400	530	530	200	340
H10	1	8-8dx1 ^{1/2}	8-8dx1 ^{1/2}	905	990	585	525	780	850	505	450
MTS12	1	7-10dx1 ^{1/2}	7-10dx1 ^{1/2}	840	1000	75	125	730	860	75	125
H1	2	12-8dx1 ^{1/2}	8-8d	980	1170	970	330	800	800	830	280
H2.5A	2	10-8d	10-8d	1200	1200	220	220	1040	1070	220	220
LTS12	2	12-10dx1 ^{1/2}	12-10dx1 ^{1/2}	1440	1440	150	250	1240	1240	150	250
HTS20	1	12-10dx1 ^{1/2}	12-10dx1 ^{1/2}	1450	1450	75	125	1245	1245	75	125
H16S	1	2-10dx1 ^{1/2}	10-10dx1 ^{1/2}	1470	1470	—	—	1265	1265	—	—
H16	1	2-10dx1 ^{1/2}	10-10dx1 ^{1/2}	1470	1470	—	—	1265	1265	—	—
H10	2	16-8dx1 ^{1/2}	16-8dx1 ^{1/2}	1810	1980	1170	1050	1560	1700	1010	900
MTS12	2	14-10dx1 ^{1/2}	14-10dx1 ^{1/2}	1680	2000	150	250	1460	1720	150	250

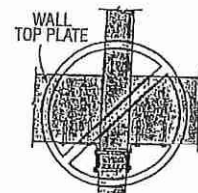
1. "—" in the tables indicates that the product has not been tested in the particular load direction listed.
2. For connections to single top plates, see page 12.
3. Fasten multiple members together to act as a single unit.

D7

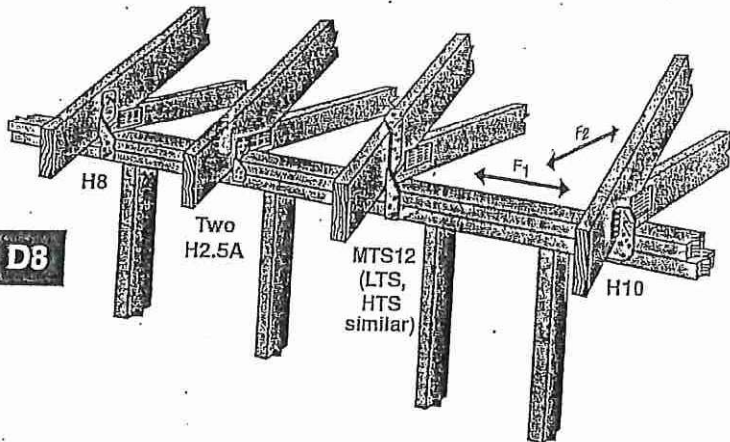
Hurricane Tie Installations to Achieve Twice the Load (Top View)



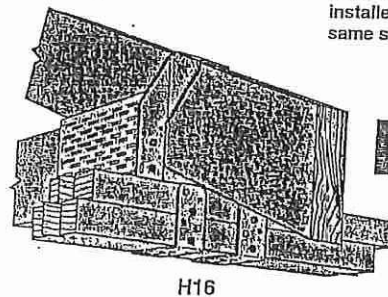
Install diagonally across from each other for minimum 2x truss.



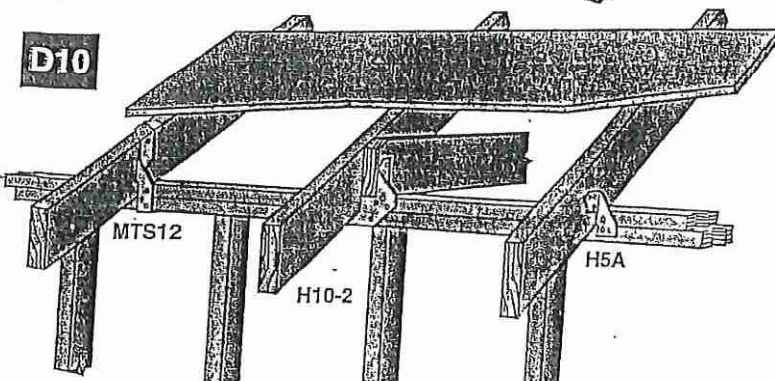
Nailing into both sides of a single ply 2x truss may cause the wood to split. A minimum rafter thickness of 2^{1/2}" must be used when connectors are installed on the same side.



D8



D9



D10

