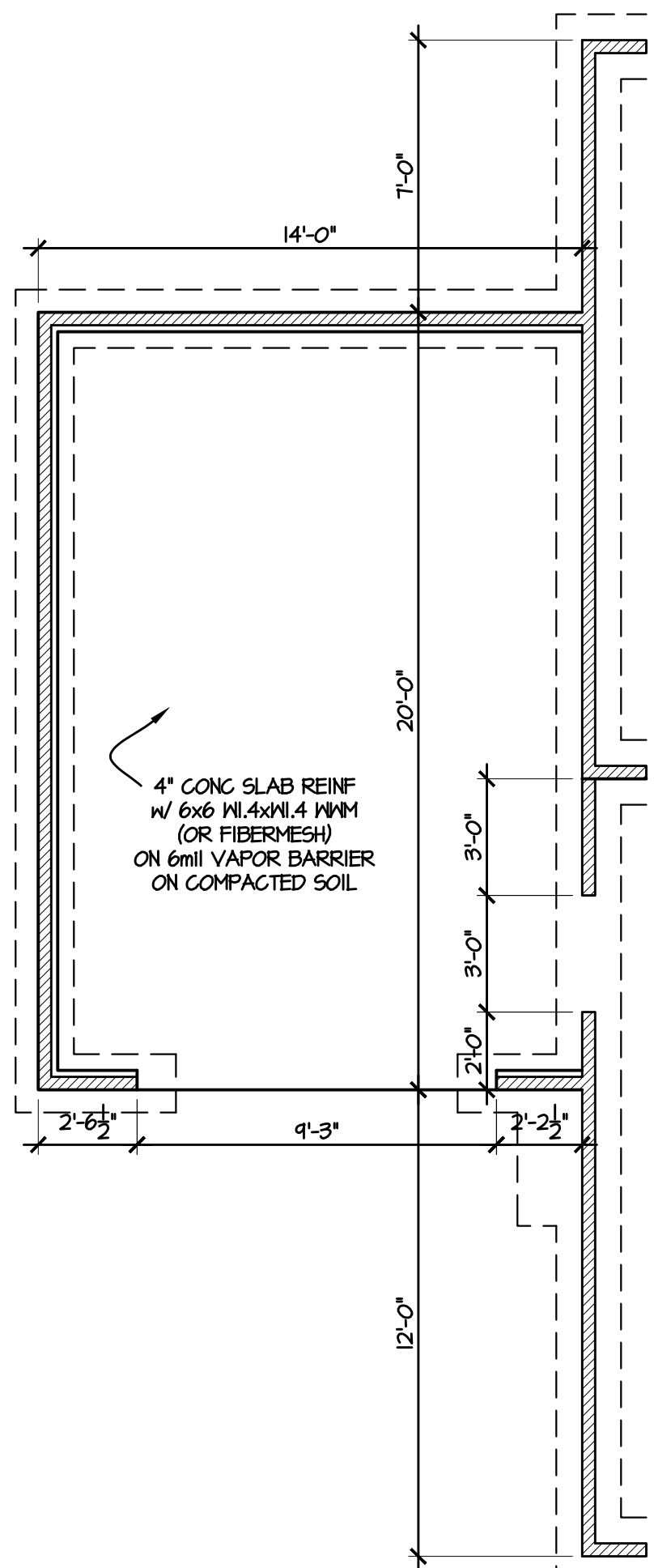


- FOUNDATION PLAN NOTES:**
1. DOUBLE JOISTS UNDER ALL PARTITIONS
 2. SILL TO BE P.T. WOOD 2x6
 3. MAINTAIN MIN 12" BELOW GIRDERS
 4. 18" BELOW JOISTS TO GRADE OR AS REQUIRED FOR MECHANICAL EQUIPMENT
 5. PROVIDE VAPOR BARRIER AT CRAWL SPACE
 6. FOUNDATION VENTS TO BE 8"HT.x16"WD. W/ 50 SQ. IN. MIN. FREE VENT AREA
 7. CRAWL SPACE ACCESS TO BE 22"x36" MIN CLEAR OPENING (FIELD LOCATE)
 8. GIRDERS TO BE FLUSH FRAMED (SIZE AS NOTED ON PLAN)
 9. ANCHOR BOLTS @ 6'-0" O.C. AND 1'-0" FROM EACH CORNER (EMBED 8" MIN. IN SOLID GROUT)
 10. GC TO REVIEW TRUSS SHOP DRAWINGS & NOTIFY DESIGNER IF REQUIRED POINT LOAD PIERS OR BEARING WALLS ARE ADDED TO FOUNDATION PLAN
 10. FRAMING SPANS BASED ON #2 5YF

VENTILATION NOTES:

CRAWL SPACE AREA: 845 S.F.
 1500 S.F. PER 1 S.F. VENTS = 0.6 S.F.
 REQUIRED VENTS W/ V.B. + ONE VENT WITHIN 3' OF EA. CORNER = 3 VENTS

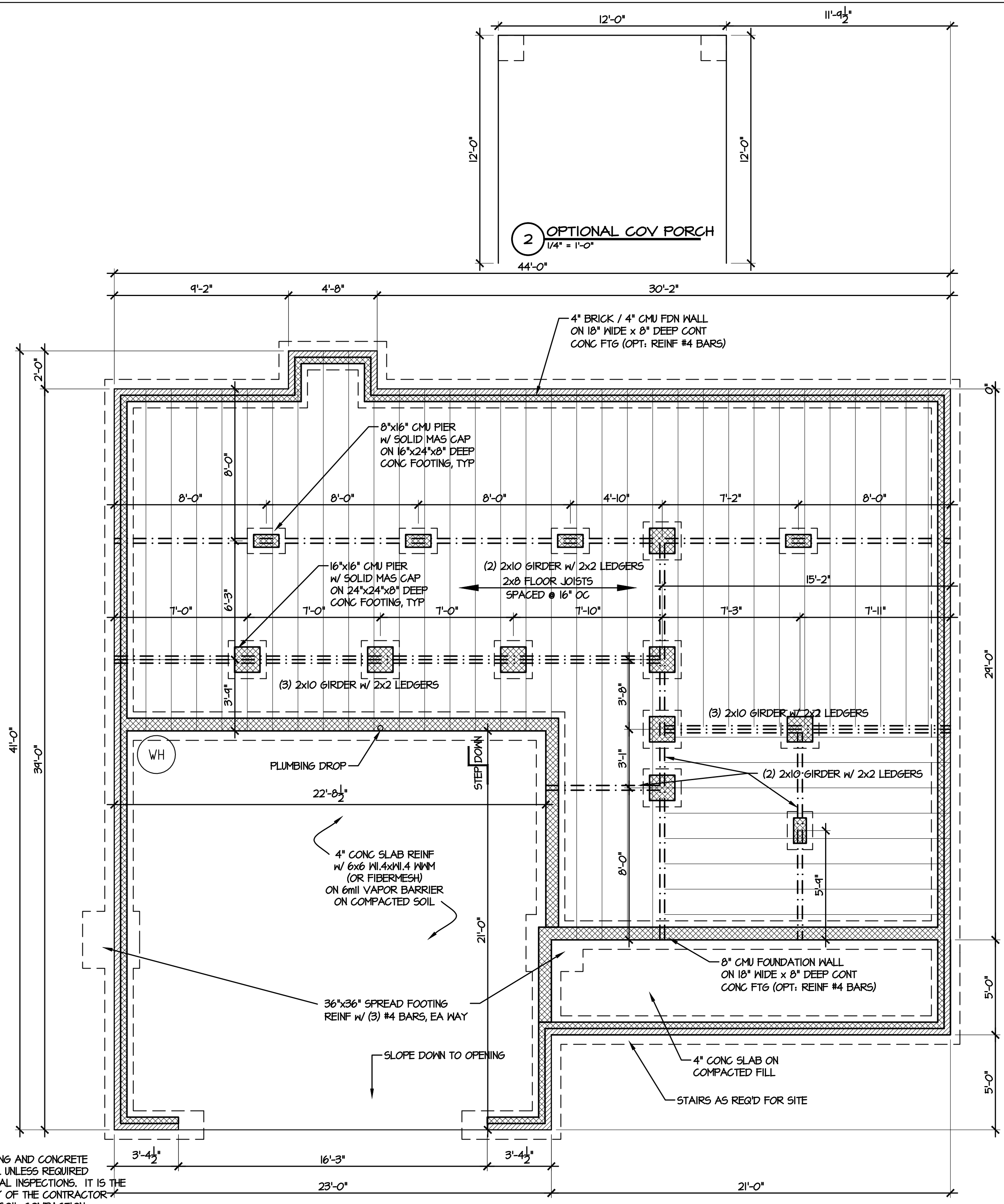
2 OPTIONAL COV PORCH
 1/4" = 1'-0"




3 THIRD CAR GARAGE OPTION
 1/4" = 1'-0"

ALL REINFORCING AND CONCRETE MESH OPTIONAL UNLESS REQUIRED BY CODES/LOCAL INSPECTIONS. IT IS THE RESPONSIBILITY OF THE CONTRACTOR TO DETERMINE SOIL COMPACTION SUITABILITY.

2 OPTIONAL COV PORCH
 1/4" = 1'-0"



1 CRAWL SPACE PLAN
 1/4" = 1'-0"



© 2019 CavLand
 1041-B Robeson St
 Fayetteville, NC 28305
 Office: 910-339-6330
 Fax: 910-339-6333

CL 2302
FOUNDATION PLAN

SCALE:
 1/4" = 1'-0"

DATE:
 APRIL 2020

PLAN:
 CL 2302

LOT NO:

SHEET NO:
3