



Exterior Elevation Front



Elevation 3

REVISION TABLE	
NUMBER	DATE

**FRONT & BACK  
ELEVATIONS**

**GREG & STACEY HOBBS  
6216 PONDEROSA RD.  
SANFORD, N.C. 27332**

**DRAWINGS PROVIDED BY:  
RMR CUSTOM HOMES, INC.  
3503 CAMERON DRIVE  
SANFORD, N.C. 27332**

DATE:  
2/16/2021

SCALE:  
1/4" = 1'

SHEET:  
**P-1**



Elevation 2



Elevation 4

REVISION TABLE		
NUMBER	DATE	DESCRIPTION

**RIGHT & LEFT SIDE  
ELEVATIONS**

**GREG & STACEY HOBBS  
6216 PONDEROSA RD.  
SANFORD, N.C. 27332**

**DRAWINGS PROVIDED BY:  
RMR CUSTOM HOMES, INC.  
3503 CAMERON DRIVE  
SANFORD, N.C. 27332**

DATE:

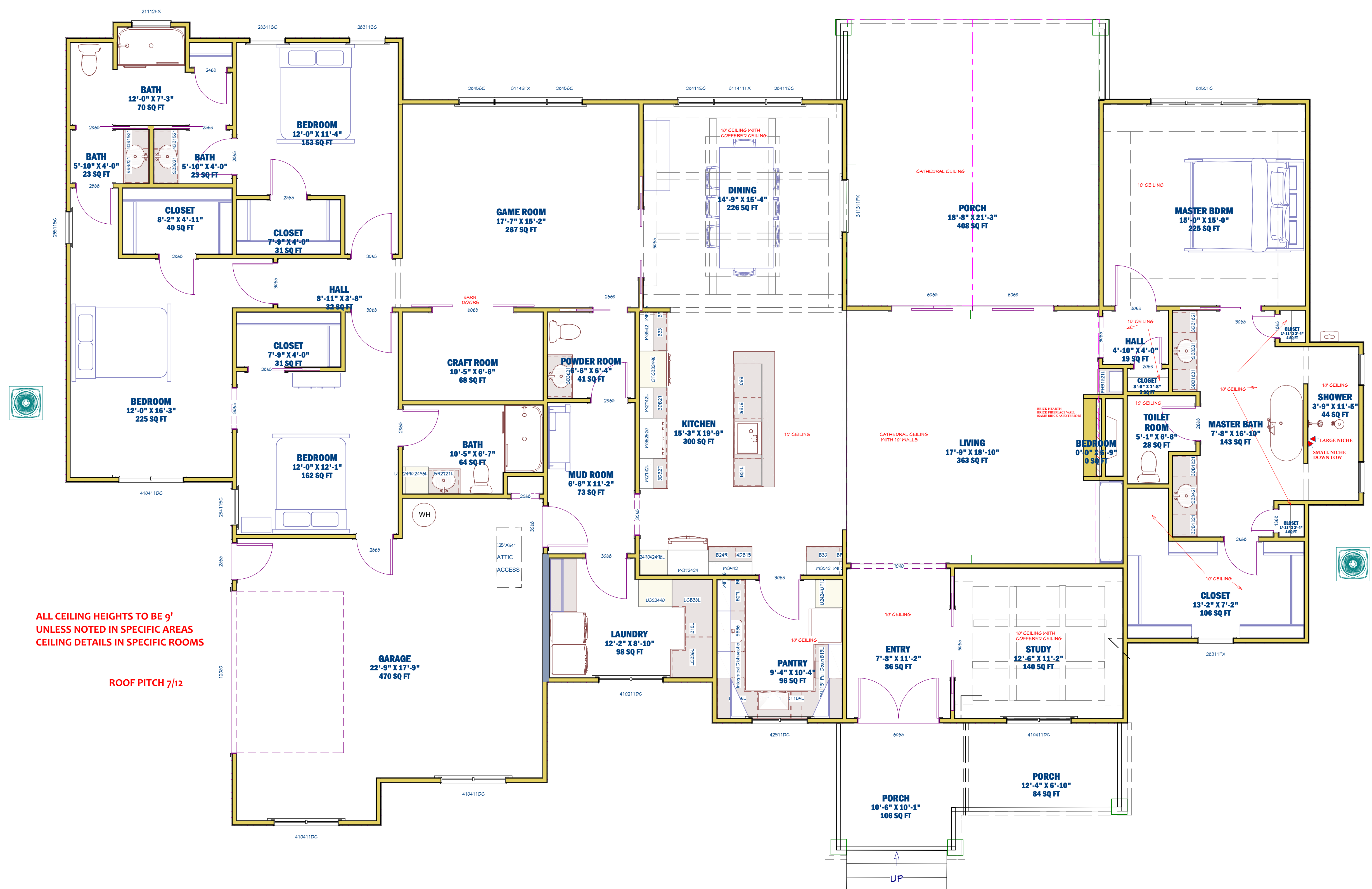
2/16/2021

SCALE:

1/4" = 1'

SHEET:

**2**



ALL CEILING HEIGHTS TO BE 9'  
UNLESS NOTED IN SPECIFIC AREAS  
CEILING DETAILS IN SPECIFIC ROOMS

ROOF PITCH 7/12

LIVING AREA  
3487 SQ FT

1st Floor

NUMBER	DATE	REVISED BY	DESCRIPTION

FLOOR LAYOUT

GREG & STACEY HOBBS  
6216 PONDEROSA RD.  
SANFORD, N.C. 27332

DRAWINGS PROVIDED BY:  
RMR CUSTOM HOMES, INC.  
3503 CAMERON DRIVE  
SANFORD, N.C. 27332

DATE:

2/16/2021

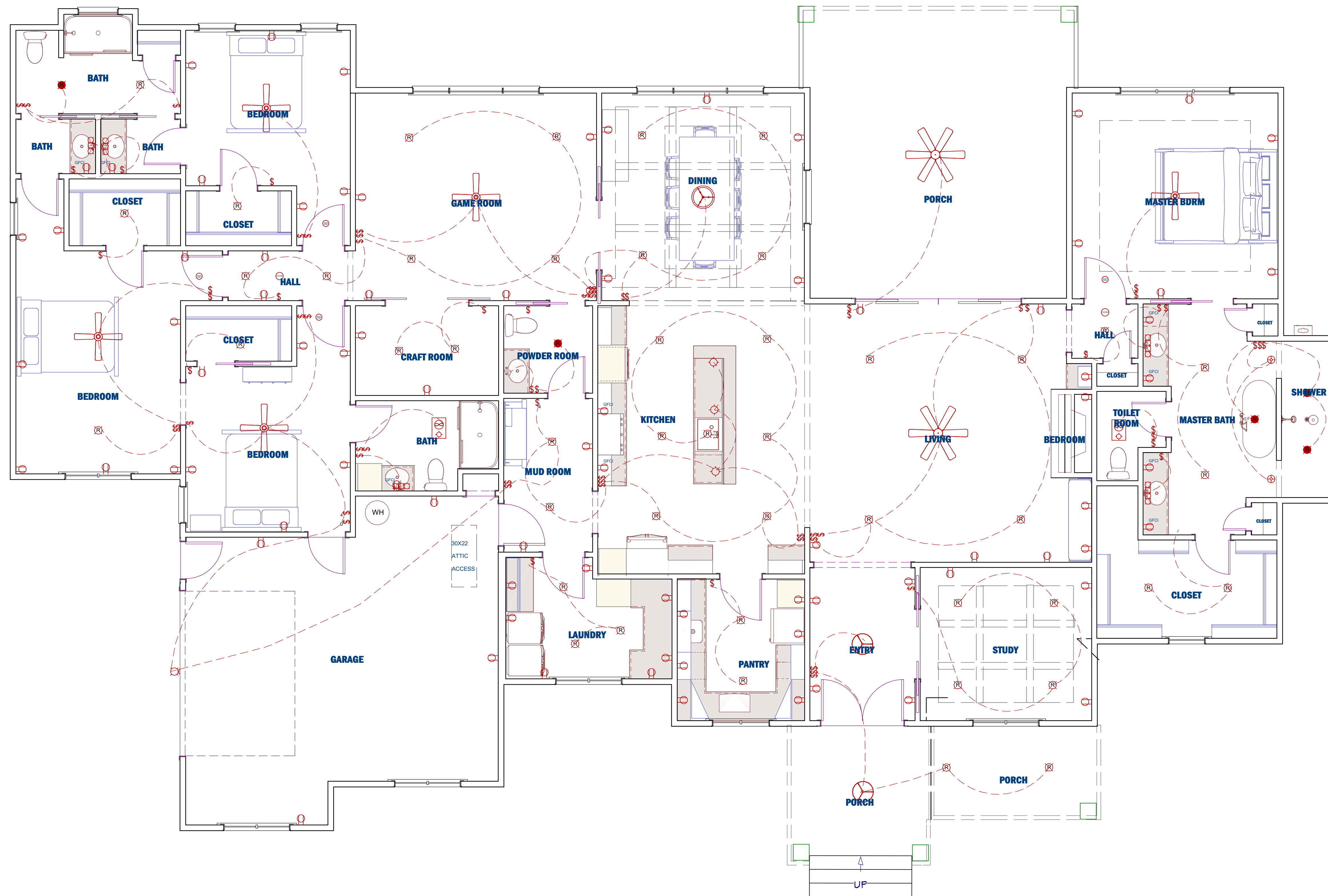
SCALE:

1/4" = 1'

SHEET:

3





1st Floor

LIVING AREA  
3487 SQ FT

NUMBER	DATE	REVISION BY	DESCRIPTION

**ELECTRICAL LAYOUT**

**GREG & STACEY HOBBS**  
**6216 PONDEROSA RD.**  
**SANFORD, N.C. 27332**

**DRAWINGS PROVIDED BY:**  
**RMR CUSTOM HOMES, INC.**  
**3503 CAMERON DRIVE**  
**SANFORD, N.C. 27332**

DATE:

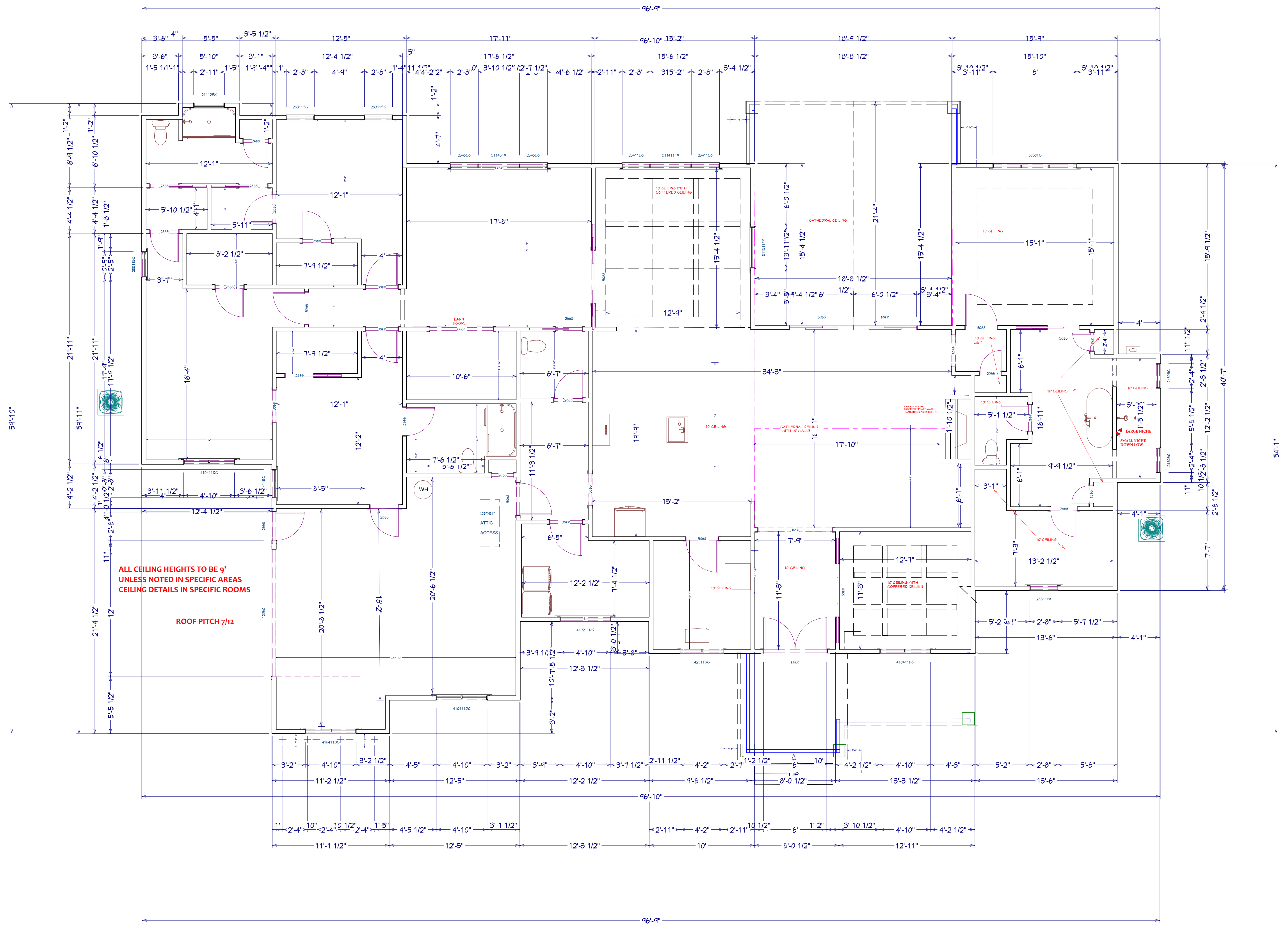
2/16/2021

SCALE:

1/4" = 1'

SHEET:

**4**



ALL CEILING HEIGHTS TO BE 9'  
UNLESS NOTED IN SPECIFIC AREAS  
CEILING DETAILS IN SPECIFIC ROOMS

ROOF PITCH 7/12

NUMBER	DATE	REVISION BY	DESCRIPTION

**FRAMING PLAN**

**GREG & STACEY HOBBS**  
6216 PONDEROSA RD.  
SANFORD, N.C. 27332

DRAWINGS PROVIDED BY:  
RMR CUSTOM HOMES, INC.  
3503 CAMERON DRIVE  
SANFORD, N.C. 27332

DATE:

2/16/2021

SCALE:

1/4" = 1'

SHEET:

