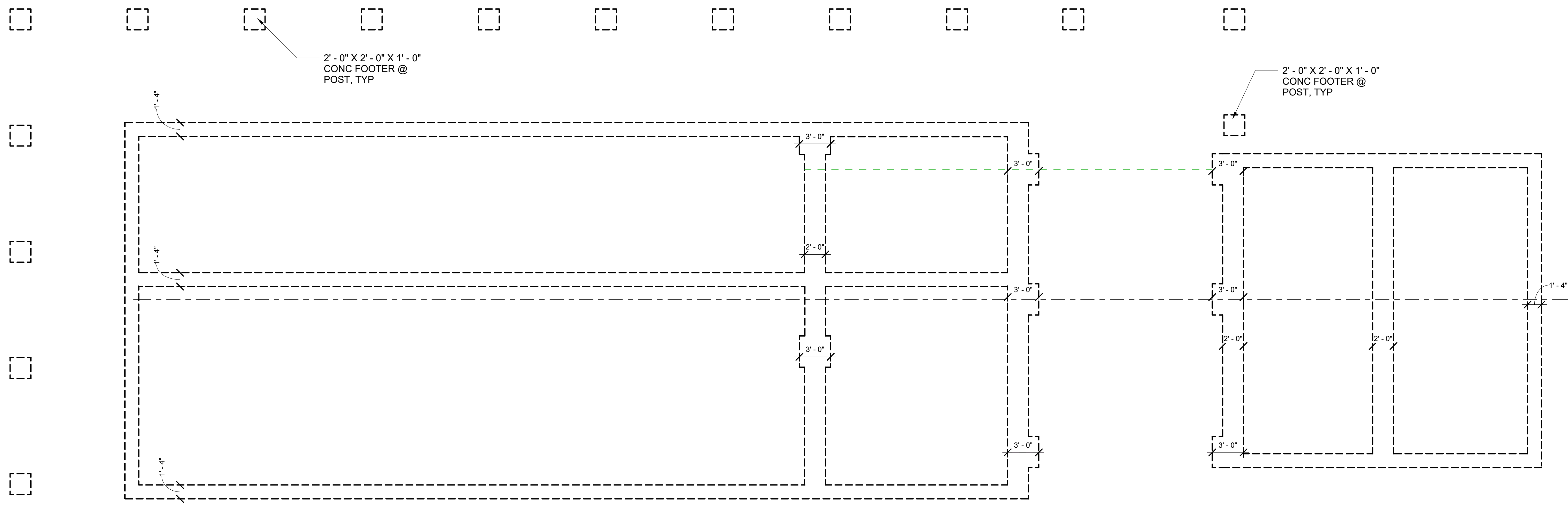


WALL SECTION @ FTG 3/4" = 1'-0"



FOUNDATION PLAN 3/16" = 1'-0"

REVISION TABLE	
NUMBER	DESCRIPTION

**FOUNDATION
PLANS & WALL
SECTION**

DATE:

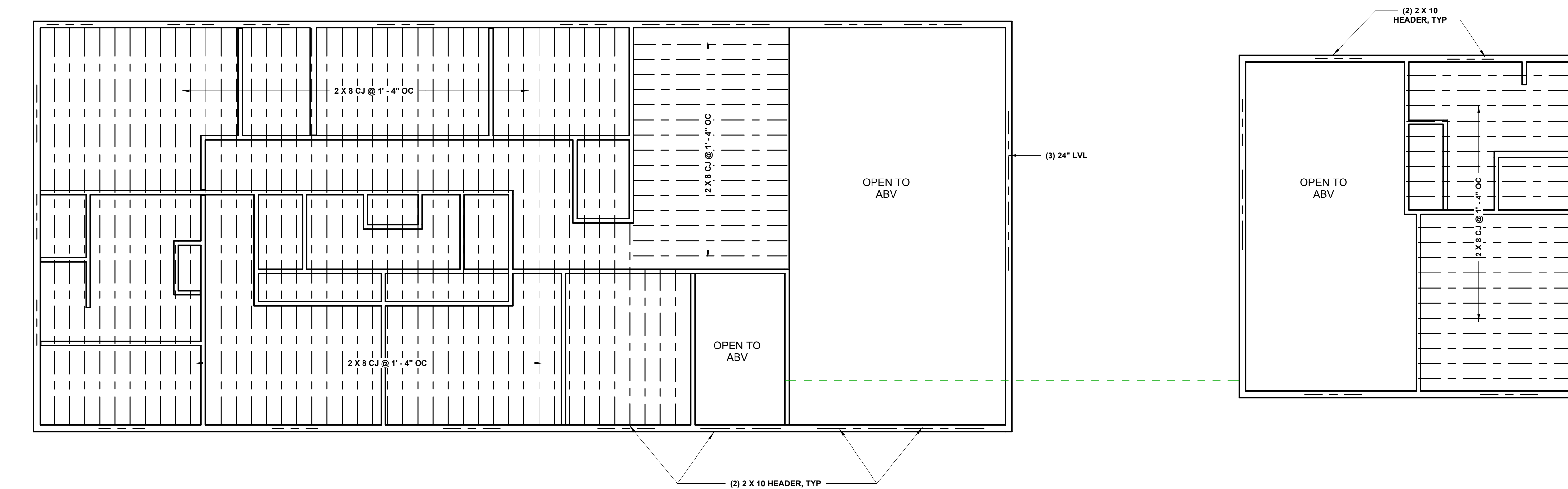
4/14/2023

SCALE:

AS SHOWN

SHEET:

S1



REVISION TABLE		
NUMBER	DATE	DESCRIPTION

**CEILING FRAMING
PLAN**

DATE:

4/14/2023


SCALE:

3/16" = 1' - 0"

SHEET:

S4

ROOF FRAMING LEGEND	
#	DESCRIPTION
1	14" LAMINATED RIDGE BEAM
2	14" LVL RIDGE BEAM
3	(3) 16" LVL BEAMS
4	(3) 24" LVL BEAMS
5	(2) 16" LVL RIDGE BEAM
6	2 x 10 RIDGE BEAM
7	(2) 2 x 10 BEAMS
8	2 x 10 RAFTERS @ 1' - 4" OC
9	2 x 8 RAFTERS @ 1' - 4" OC
10	2 x 6 COLLAR TIES, 1/3 DN FROM RIDGE TO CLG
11	2 x 10 CLG JOISTS @ 1' - 4" OC
12	BEAM POCKET
13	1 x 6 FASCIA BOARD, TYP



REVISION TABLE			
NUMBER	DATE	REVISOR	DESCRIPTION

ROOF FRAMING PLAN

DATE:
4/14/2023

SCALE:
3/16" = 1' - 0"

SHEET:

S4