A1 RIM BOARD

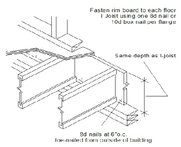

E2 Hanger Detail

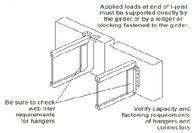

Use of flat bearings or non-sloped hangers with sloped members is acceptable provided that the member pitch is less than or equal to 1/2" rise for 12" of run (5.5:12) or 2.39° degrees. Hanger design is the responsibility of the designer.



A7i SOLID RIM AS START JOIST w/ Additional I-Joist

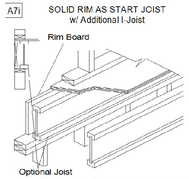

B1 WEB STIFFENERS AT INTERIOR SUPPORT (When Required)

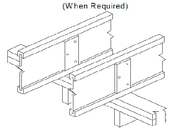

Verify stiffener requirements

B2 SQUASH BLOCKS

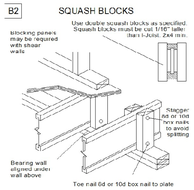

B3 BLOCKING AT INTERIOR SUPPORT

Blocking is not required if no wall above unless I-Joists cited at support. Blocking may be required at interior supports by project designer or by code for seismic design

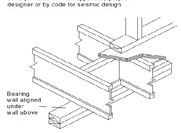

C1 CANTILEVER DETAIL
No reinforcement required

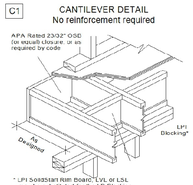

* LP® SolidStart® Rim Board, LVL or LSL may be substituted for the LP® Blocking

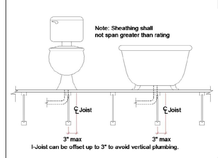

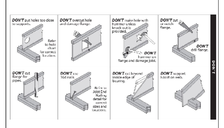

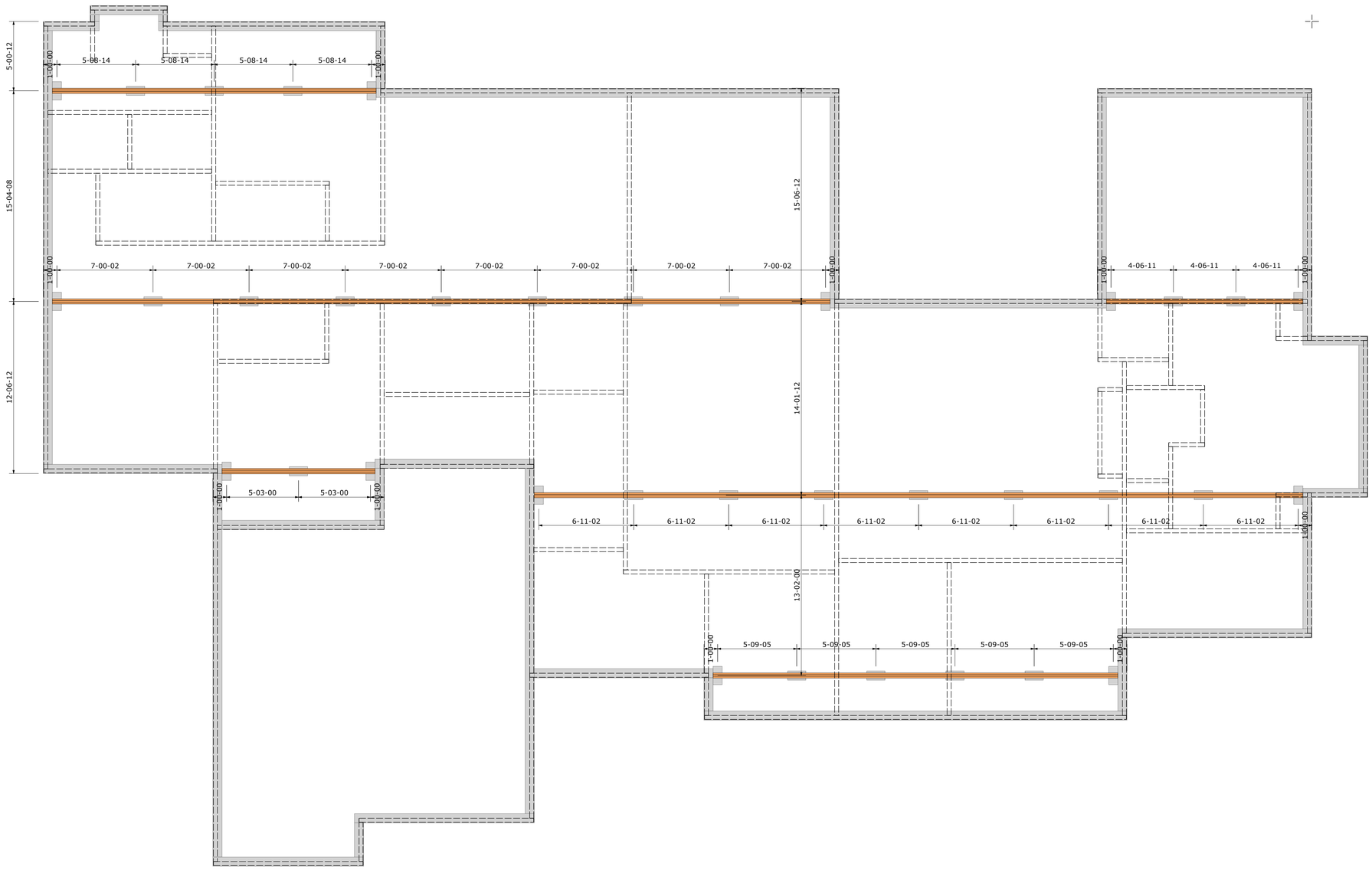

LP BUILDING SOLUTIONS

U. S. LUMBER

Important Notes

WARNING: Failure to follow proper procedures for handling, storage and installation could result in unsatisfactory performance, unsafe structures and possible collapse.

These instructions are offered as a guide to good practice in the handling, storage and installation of LP® SolidStart® I-Joists, LP SolidStart LVL & LP SolidStart LSL beams. They are, however, solely general recommendations and, in some instances, other or additional precautions may be desirable. In all cases, the procedures used should be as specified by the architect/engineer responsible for the entire building.

- This is not intended as a manual for selecting products and assumes that components and details have been specified correctly.
- Consult the LP SolidStart I-Joist, LP SolidStart LVL & LP SolidStart LSL brochures or contact your LP SolidStart products distributor for assistance.
- All rim joists, blocking, connections and temporary bracing must be installed before erectors are allowed on the structure.
- No loads other than the weight of the erectors are to be imposed on the structure before it is permanently sheathed.
- After sheathing, do not overload joists with construction materials exceeding design loads.
- LP SolidStart I-Joists, LP SolidStart LVL & LP SolidStart LSL beams must be used under dry, covered and well ventilated interior conditions in which the equivalent moisture content in lumber will not exceed 16%.

P1 TOP LOADED BEAM-NAILED CONNECTION
(See Connection Assemblies for more details)

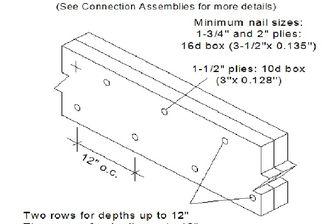

Two rows for depths up to 12"
Three rows for depths up to 18"

Framing is applied to top of the beam so that each ply carries an equal load

Customer Name:
RMR CUSTOM HOMES

Job Name:
THE HOBBS RESIDENCE

Designer:
Tony Huneycutt

Salesman:
VINCE PARKER

Scale:1/4" = 1'	Date:02/18/21	1ST FLOOR

BMC