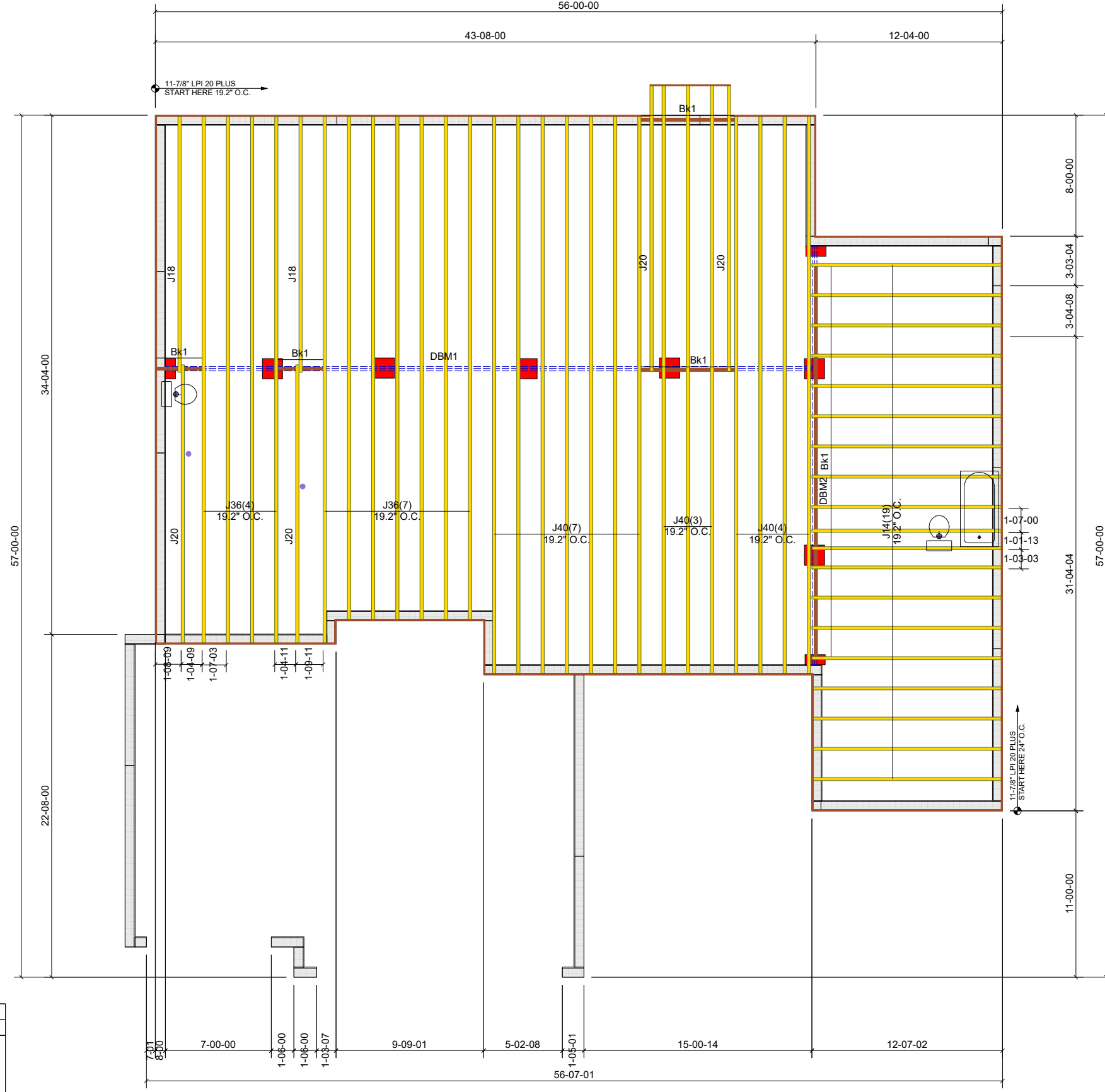
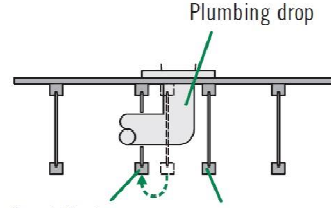


Products				
PlotID	Length	Product	Plies	Net Qty
J40	40-00-00	11-7/8" LPI 20Plus	1	14
J36	36-00-00	11-7/8" LPI 20Plus	1	11
J20	20-00-00	11-7/8" LPI 20Plus	1	4
J18	18-00-00	11-7/8" LPI 20Plus	1	2
J14	14-00-00	11-7/8" LPI 20Plus	1	19
DBM1	44-00-00	1-3/4X9-1/4 LP-LVL 2900Fb-2.0E	2	2
DBM2	28-00-00	1-3/4X9-1/4 LP-LVL 2900Fb-2.0E	2	2
Ca1	12-00-00	1-1/8X11-7/8 LP-OSB Plus	1	18
Bk1	2-00-00	11-7/8" LPI 20Plus	1	3
Bk2	2-00-00	11-7/8" LPI 20Plus	1	17

Joist may be shifted up to 3" if floor panel edge is supported and span rating is not exceeded. Do not cut joist flanges.

Additional joist is required if floor panel edge is unsupported or if span rating is exceeded.



THIS IS A TRUSS PLACEMENT DIAGRAM ONLY

These trusses are designed as individual building components to be incorporated into the building design at the specification of the building designer. See individual design sheets for each truss design identified on the placement drawing. The building designer is responsible for temporary and permanent bracing of the roof and floor system and for the overall structure. The design of the truss support structure including headers, beams, walls, and columns is the responsibility of the building designer. For general guidance regarding bracing, consult "Bracing of Wood Trusses" available from the Truss Plate Institute, 583 D'Onofrio Drive, Madison, WI 53179.

SHOP DRAWING APPROVAL

THIS LAYOUT IS THE SOLE SOURCE FOR FABRICATION OF TRUSSES AND VOIDS ALL PREVIOUS ARCHITECTURAL OR OTHER TRUSS LAYOUTS. REVIEW AND APPROVAL OF THIS LAYOUT MUST BE RECEIVED BEFORE ANY TRUSSES WILL BE BUILT. VERIFY ALL CONDITIONS TO INSURE AGAINST CHANGES THAT WILL RESULT IN EXTRA CHARGES TO YOU.

REVIEWED BY: _____ APPROVED BY: _____

DATE: _____

Job #: Q2000897

Customer:

Site Address:

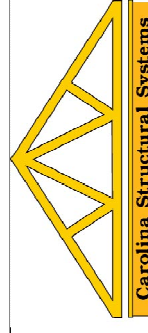
City, ST, ZIP:

Plan: 1ST FLOOR JOIST AND BEAMS

Date: 7/7/2020

Sales Rep: RW

Designer: TC



Carolina Structural Systems

Roof Trusses • Floor Trusses • EWP

Carolina Structural Systems

P.O. Box 157, Ether, NC 27247
225 Frame Shop Rd., Star, NC 27356
910-491-9004