

## Harnett County Central Permitting

PO Box 65 Lillington, NC 27546

910-893-7525 Fax 910-893-2793 www.harnett.org/permits

\* Each section below to be filled out by whomever performing work. Must be owner or licensed contractor. Address, company name & phone must match.

Application for Residential Building and Trades PermitOwner's Name: H&H Constructors of Fayetteville, LLC. Date: 6-19-2020Site Address: 158 School Side Drive Phone: 910-486-4864Directions to job site from Lillington: Hwy 27 to Nursery Road. Turn left, follow to Ray Road. turn left and follow to Anderson Creek Drive.Subdivision: Anderson Creek Club ACA Lot: 1124Description of Proposed Work: SFD # of Bedrooms: \_\_\_\_\_Heated SF: 2405 Unheated SF: 617 Finished Bonus Room? \_\_\_\_\_ Crawl Space:  Slab: \_\_\_\_\_General Contractor InformationH&H Constructors of Fayetteville, LLC. 910-486-4864

Building Contractor's Company Name Telephone

2919 Breezewood Avenue Ste. 400, Fay, NC 28303stacysimmons@hhhomes.com

Address

Email Address

74158

License #

Electrical Contractor InformationDescription of Work Residential Service Size: 200 Amps T-Pole:  Yes  NoJM Pope Electric LLC.919-776-5144

Electrical Contractor's Company Name Telephone

409 Chatham Street Sanford, NC 27330electricpope@windstream.net.com

Address

Email Address

21326

License #

Mechanical/HVAC Contractor InformationDescription of Work ResidentialCarolina Comfort Air, Inc.919-934-1060

Mechanical Contractor's Company Name Telephone

5212 US Hwy 70 Business, Clayton, NC 27520carolinacomfortair@yahoo.com

Address

Email Address

29077

License #

Plumbing Contractor InformationDescription of Work Residential # Baths 2.5Vance Johnson Plumbing Co., Inc910-424-6712

Plumbing Contractor's Company Name Telephone

3242 Midpine Dr. Fayetteville, NC 28306etoepfer@vjplumbing.com

Address

Email Address

07756-P-L

License #

Insulation Contractor InformationTri-City Insulation 418 Person St. Fay. NC 28301910-486-8855


Insulation Contractor's Company Name &amp; Address Telephone

Telephone

\*NOTE: General Contractor / owner must fill out and sign the second page of this application.

I hereby certify that I have the authority to make necessary application, that the application is correct and that the construction will conform to the regulations in the Building, Electrical, Plumbing and Mechanical codes, and the Harnett County Zoning Ordinance. I state the information on the above contractors is correct as known to me and that by signing below I have obtained all subcontractors permission to obtain these permits and if any changes occur including listed contractors, site plan, number of bedrooms, building and trade plans, Environmental Health permit changes or proposed use changes, I certify it is my responsibility to notify the Harnett County Central Permitting Department of any and all changes.

EXPIRED PERMIT FEES - 6 Months to 2 years permit re-issue fee is \$150.00. After 2 years re-issue fee is as per current fee schedule.



Signature of Owner/Contractor/Officer(s) of Corporation

6-19-2020

Date

**Affidavit for Worker's Compensation N.C.G.S. 87-14**

The undersigned applicant being the:

General Contractor     Owner     Officer/Agent of the Contractor or Owner

Do hereby confirm under penalties of perjury that the person(s), firm(s) or corporation(s) performing the work set forth in the permit:

Has three (3) or more employees and has obtained workers' compensation insurance to cover them.


Has one (1) or more subcontractors(s) and has obtained workers' compensation insurance to cover them.

Has one (1) or more subcontractors(s) who has their own policy of workers' compensation insurance covering themselves.

Has no more than two (2) employees and no subcontractors.

While working on the project for which this permit is sought it is understood that the Central Permitting Department issuing the permit may require certificates of coverage of worker's compensation insurance prior to issuance of the permit and at any time during the permitted work from any person, firm or corporation carrying out the work.

Sign w/Title



Date:

6-19-2020

Initial Application Date: 6-19-2020

Application # \_\_\_\_\_

CU# \_\_\_\_\_

COUNTY OF HARNETT RESIDENTIAL LAND USE APPLICATION  
Central Permitting 108 E. Front Street, Lillington, NC 27546 Phone: (910) 893-7525 ext:2 Fax: (910) 893-2793 www.harnett.org/permits

**\*\*A RECORDED SURVEY MAP, RECORDED DEED (OR OFFER TO PURCHASE) & SITE PLAN ARE REQUIRED WHEN SUBMITTING A LAND USE APPLICATION\*\***

LANDOWNER: H&H Constructors of Fayetteville, LLC. Mailing Address: 2919 Breezewood Ave. Ste. 400  
City: Fayetteville State: NC Zip: 28303 Contact No: 910-486-4864 Email: Stacysimmons@hhhomes.com

APPLICANT\*: Same As Above Mailing Address: Same As Above

City: Fayetteville State: NC Zip: 28303 Contact No: 910-486-4864 Email: Stacysimmons@hhhomes.com

\*Please fill out applicant information if different than landowner

CONTACT NAME APPLYING IN OFFICE: Stacy Simmons Phone # 910-486-4864

ADDRESS: 158 School Side Drive Lot 1124 PIN: 0505-77-7659

DEED OR OTP: 3111:0521

**PROPOSED USE:**

SFD: (Size 36 x 62) # Bedrooms: 4 # Baths: 2.5 Basement(w/wo bath):  Garage:  Deck:  Crawl Space:  Slab:  Monolithic Slab:   
(Is the bonus room finished?  yes  no w/ a closet?  yes  no (if yes add in with # bedrooms)

Mod: (Size \_\_\_\_\_ x \_\_\_\_\_) # Bedrooms \_\_\_\_\_ # Baths \_\_\_\_\_ Basement (w/wo bath)  Garage:  Site Built Deck:  On Frame  Off Frame   
(Is the second floor finished?  yes  no Any other site built additions?  yes  no

Manufactured Home:  SW  DW  TW (Size \_\_\_\_\_ x \_\_\_\_\_) # Bedrooms: \_\_\_\_\_ Garage:  (site built?  Deck:  site built?

Duplex: (Size \_\_\_\_\_ x \_\_\_\_\_) No. Buildings: \_\_\_\_\_ No. Bedrooms Per Unit: \_\_\_\_\_

Home Occupation: # Rooms: \_\_\_\_\_ Use: \_\_\_\_\_ Hours of Operation: \_\_\_\_\_ #Employees: \_\_\_\_\_

Addition/Accessory/Other: (Size \_\_\_\_\_ x \_\_\_\_\_) Use: \_\_\_\_\_ Closets in addition?  yes  no

Water Supply:  County \_\_\_\_\_ Existing Well \_\_\_\_\_ New Well (# of dwellings using well \_\_\_\_\_) \*Must have operable water before final  
(Need to Complete New Well Application at the same time as New Tank)


Sewage Supply: \_\_\_\_\_ New Septic Tank \_\_\_\_\_ Expansion \_\_\_\_\_ Relocation \_\_\_\_\_ Existing Septic Tank  County Sewer  
(Complete Environmental Health Checklist on other side of application if Septic)

Does owner of this tract of land, own land that contains a manufactured home within five hundred feet (500') of tract listed above?  yes  no

Does the property contain any easements whether underground or overhead  yes  no

Structures (existing or proposed): Single family dwellings: Proposed Manufactured Homes: \_\_\_\_\_ Other (specify): \_\_\_\_\_

If permits are granted I agree to conform to all ordinances and laws of the State of North Carolina regulating such work and the specifications of plans submitted. I hereby state that foregoing statements are accurate and correct to the best of my knowledge. Permit subject to revocation if false information is provided.



Signature of Owner or Owner's Agent

6-19-2020

Date

\*\*\*It is the owner/applicants responsibility to provide the county with any applicable information about the subject property, including but not limited to: boundary information, house location, underground or overhead easements, etc. The county or its employees are not responsible for any incorrect or missing information that is contained within these applications.\*\*\*

\*This application expires 6 months from the initial date if permits have not been issued\*\*

APPLICATION CONTINUES ON BACK

strong roots • new growth

# Truss/Rafter to Wood Double Top Plates

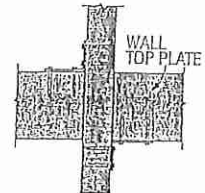


Model No.	Qty Reqd	Fasteners		DF/SP Allowable Loads				SPF Allowable Loads			
		To Rafters	To Plates	Uplift		Parallel to Plate (F <sub>1</sub> ) (133/160)	Perp. to Plate (F <sub>2</sub> ) (133/160)	Uplift		Parallel to Plate (F <sub>1</sub> ) (133/160)	Perp. to Plate (F <sub>2</sub> ) (133/160)
				(133)	(160)			(133)	(160)		
H2.5	1	5-8d	5-8d	415	415	150	150	365	365	130	130
H5A	1	3-8d	3-8d	350	420	115	180	245	245	100	120
HGA10	1	4-SDS $\frac{1}{4}$ x1 $\frac{1}{2}$	4-SDS $\frac{1}{4}$ x3	435	435	1165	940	375	375	870	815
H5	1	4-8d	4-8d	455	465	115	200	265	265	100	170
H1	1	6-8dx1 $\frac{1}{2}$	4-8d	490	585	485	165	400	400	415	140
H2.5A	1	5-8d	5-8d	600	600	110	110	520	535	110	110
LTS12	1	6-10dx1 $\frac{1}{2}$	6-10dx1 $\frac{1}{2}$	720	720	75	125	620	620	75	125
H8	1	5-10dx1 $\frac{1}{2}$	5-10dx1 $\frac{1}{2}$	620	745	—	—	530	565	—	—
H10-2	1	6-10d	6-10d	760	760	455	395	655	655	390	340
H2.5	2	10-8d	10-8d	830	830	300	300	730	730	260	260
H5	2	8-8d	8-8d	910	930	230	400	530	530	200	340
H10	1	8-8dx1 $\frac{1}{2}$	8-8dx1 $\frac{1}{2}$	905	990	585	525	780	850	505	450
MTS12	1	7-10dx1 $\frac{1}{2}$	7-10dx1 $\frac{1}{2}$	840	1000	75	125	730	860	75	125
H1	2	12-8dx1 $\frac{1}{2}$	8-8d	980	1170	970	330	800	800	830	280
H2.5A	2	10-8d	10-8d	1200	1200	220	220	1040	1070	220	220
LTS12	2	12-10dx1 $\frac{1}{2}$	12-10dx1 $\frac{1}{2}$	1440	1440	150	250	1240	1240	150	250
HTS20	1	12-10dx1 $\frac{1}{2}$	12-10dx1 $\frac{1}{2}$	1450	1450	75	125	1245	1245	75	125
H16S	1	2-10dx1 $\frac{1}{2}$	10-10dx1 $\frac{1}{2}$	1470	1470	—	—	1265	1265	—	—
H16	1	2-10dx1 $\frac{1}{2}$	10-10dx1 $\frac{1}{2}$	1470	1470	—	—	1265	1265	—	—
H10	2	16-8dx1 $\frac{1}{2}$	16-8dx1 $\frac{1}{2}$	1810	1980	1170	1050	1560	1700	1010	900
MTS12	2	14-10dx1 $\frac{1}{2}$	14-10dx1 $\frac{1}{2}$	1680	2000	150	250	1460	1720	150	250

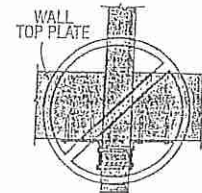
1. "—" in the tables indicates that the product has not been tested in the particular load direction listed.
2. For connections to single top plates, see page 12.
3. Fasten multiple members together to act as a single unit.

**D7**

Hurricane Tie Installations to Achieve Twice the Load (Top View)



Install diagonally across from each other for minimum 2x truss.



Nailing into both sides of a single ply 2x truss may cause the wood to split. A minimum rafter thickness of 2 $\frac{1}{2}$ " must be used when connectors are installed on the same side.

