


## Harnett County Department of Public Health Improvement Permit

A building permit cannot be issued with only an Improvement Permit

ISSUED TO: LGI Homes - NC LLC PROPERTY LOCATION: 63 Lahinch Dr. (Chalybeate Rd. - SR 1429)  
 SUBDIVISION Avery Pond Phase IIID LOT # 116  
 NEW  REPAIR  EXPANSION  Site Improvements required prior to Construction Authorization Issuance:  
 Type of Structure: 36x46 sfd, 4 beds 2.5 baths  
 Proposed Wastewater System Type: 25% Reduction Sys.  
 Projected Daily Flow: 480 GPD  
 Number of bedrooms: 4 Number of Occupants: 8 max  
 Basement  Yes  No  
 Pump Required:  Yes  No  May be required based on final location and elevations of facilities  
 Type of Water Supply:  Community  Public  Well Distance from well NA feet Permit valid for:  Five years  
 No expiration  
 Permit conditions: \_\_\_\_\_

Authorized State Agent:  Date: 07/08/2020 SEE ATTACHED SITE SKETCH  
 The issuance of this permit by the Health Department in no way guarantees the issuance of other permits. The permit holder is responsible for checking with appropriate governing bodies in meeting their requirements. This site is subject to revocation if the site plan, plat, or the intended use changes. The Improvement Permit shall not be affected by a change in ownership of the site. This permit is subject to compliance with the provisions of the Laws and Rules for Sewage Treatment and Disposal and to conditions of this permit.

## Construction Authorization (Required for Building Permit)

The construction and installation requirements of Rules .1950, .1952, .1954, .1955, .1956, .1957, .1958, and .1959 are incorporated by references into this permit and shall be met. Systems shall be installed in accordance with the attached system layout.


ISSUED TO: LGI Homes - NC LLC PROPERTY LOCATION: 63 Lahinch Dr. (Chalybeate Rd. - SR 14)  
 SUBDIVISION Avery Pond Phase IIID LOT # 116  
 Facility Type: 36x46 sfd, 4 beds 2.5 batl  New  Expansion  Repair  
 Basement?  Yes  No Basement Fixtures?  Yes  No  
 Type of Wastewater System\*\* 25% Reduction System (Initial) Wastewater Flow: 480 GPD  
 (See note below, if applicable   
25% Reduction System (Repair)  
 Installation Requirements/Conditions  
 Septic Tank Size 1000 gallons Exact length of each trench 60 feet Trench Spacing: 9 Feet on Center  
 Pump Tank Size 1000 gallons Trenches shall be installed on contour at a Soil Cover: 12 inches  
 Maximum Trench Depth of: 24 inches (Maximum soil cover shall not exceed  
 (Trench bottoms shall be level to +/-1/4" 36" above the trench bottom)  
 in all directions)  
 Pump Requirements: \_\_\_\_\_ ft. TDH vs. \_\_\_\_\_ GPM Aggregate Depth: NA inches below pipe  
NA inches above pipe  
NA inches total  
 Conditions: Proposal by Adams Soil Consulting

**WATER LINES (INCLUDING IRRIGATION) MUST BE 10FT. FROM ANY PART OF SEPTIC SYSTEM OR REPAIR AREA.  
 NO UTILITIES ALLOWED IN INITIAL OR REPAIR DRAIN FIELD AREA.**

**\*\*If applicable: I understand the system type specified is different from the type specified on the application. I accept the specifications of this permit.**

Owner/Legal Representative Signature: \_\_\_\_\_ Date: \_\_\_\_\_

This Construction Authorization is subject to revocation if the site plan, plat, or the intended use changes. The Construction Authorization shall not be transferred when there is a change in ownership of the site. This Construction Authorization is subject to compliance with the provisions of the Laws and Rules for Sewage Treatment and Disposal and to the conditions of this permit. SEE ATTACHED SITE SKETCH

Authorized State Agent:  Date: 07/08/2020  
ANDREW CONLIN Construction Authorization Expiration Date: 07/08/2025

Application # SFD2006-0060

## Harnett County Department of Public Health Site Sketch

Property Location: 63 Lahinch Dr. (Chalybeate Road - SR 1429)

Issued To: LGI Homes-NC, LLC

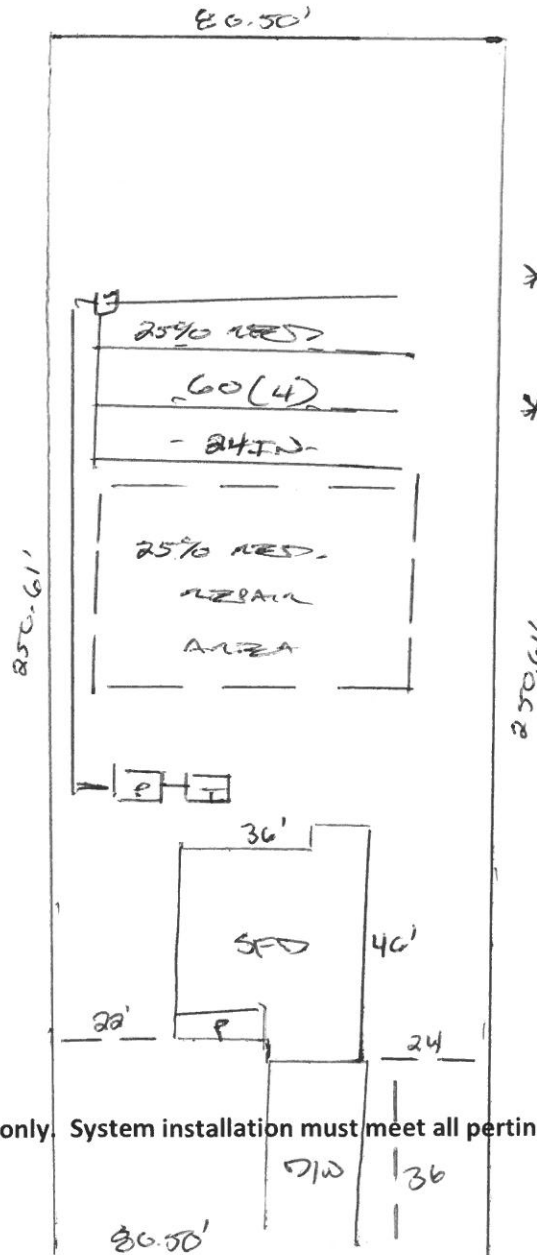
Subdivision Avery Pond Phase IIID

Lot # 116

Authorized State Agent: *Andrew Curran*

Date: 07/08/2020

*ANDREW CURRAN*



\* PUMP TO D-BOX  
EQUAL DIST,

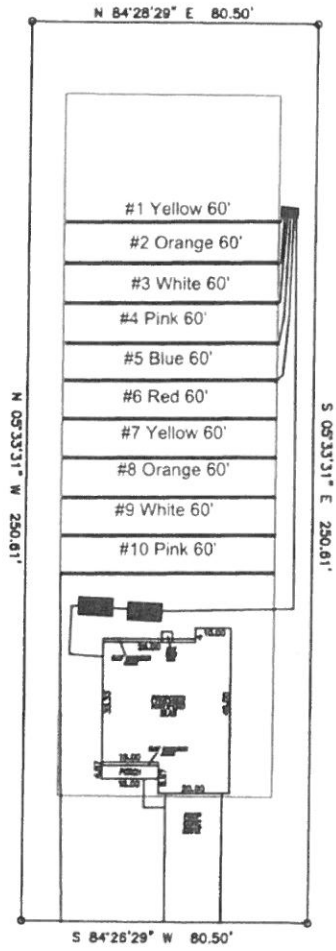
\* PROPOSAL BY ADAMS  
SOIL CONSULTING

\* TANKS FOR D-BOX  
SIDES CAN SHIFT

This drawing is for illustrative purposes only. System installation must meet all pertinent laws, rules, and regulations.

← LAHINCH DRIVE →

# Avery Pond 4-Bedroom Septic Proposal Lot #116



116

Lahinch Drive

System: Pump to D-Box  
 Lines: 6-10 (300')  
 0.4 LTAR  
 24" Trench Bottom  
 Accepted Status System  
 Repair: Pump to D-Box  
 Lines: 1-5 (300')  
 0.4 LTAR  
 24" Trench Bottom  
 Accepted Status System

GRAPHIC SCALE  
 1" = 50'



Adams  
 Soil Consulting  
 919-414-6761  
 Job #708

*Avery Pond*

*Lot #116*

4-Bedroom Home (480 gal./day)

<u>LINE #</u>	<u>COLOR</u>	<u>BS</u>	<u>HI</u>	<u>FS</u>	<u>ELEVATION</u>	<u>LINE LENGTH</u>	<u>Design Length</u>
TBM		2.0		100.0		<u>in field</u>	<u>installation</u>
INST. 1			102.0				
1	Yellow			2.7	99.3	60	60
2	Orange			2.9	99.1	60	60
3	White			3.2	98.8	60	60
4	Pink			3.4	98.6	60	60
5	Blue			3.5	98.5	60	60
6	Red			3.6	98.4	60	60
7	Yellow			3.8	98.2	60	60
8	Orange			3.9	98.1	60	60
9	White			4.1	97.9	60	60
10	Pink			4.3	97.7	60	60

Total

	<u>System</u> Lines 6-10	<u>Repair</u> Lines 1-5
<b>System Type</b>	Accepted Status System EZ-FLOW	Accepted Status System EZ-FLOW
Suggested Soil LTAR	0.400	0.400
<b>Total Line Length</b>	300	300
<b>Square Footage</b>	900	900
<b>Proposed Trench Bottom</b>	24"	24"
<b>Distribution Method</b>	Pump to D-Box	Pump to D-Box