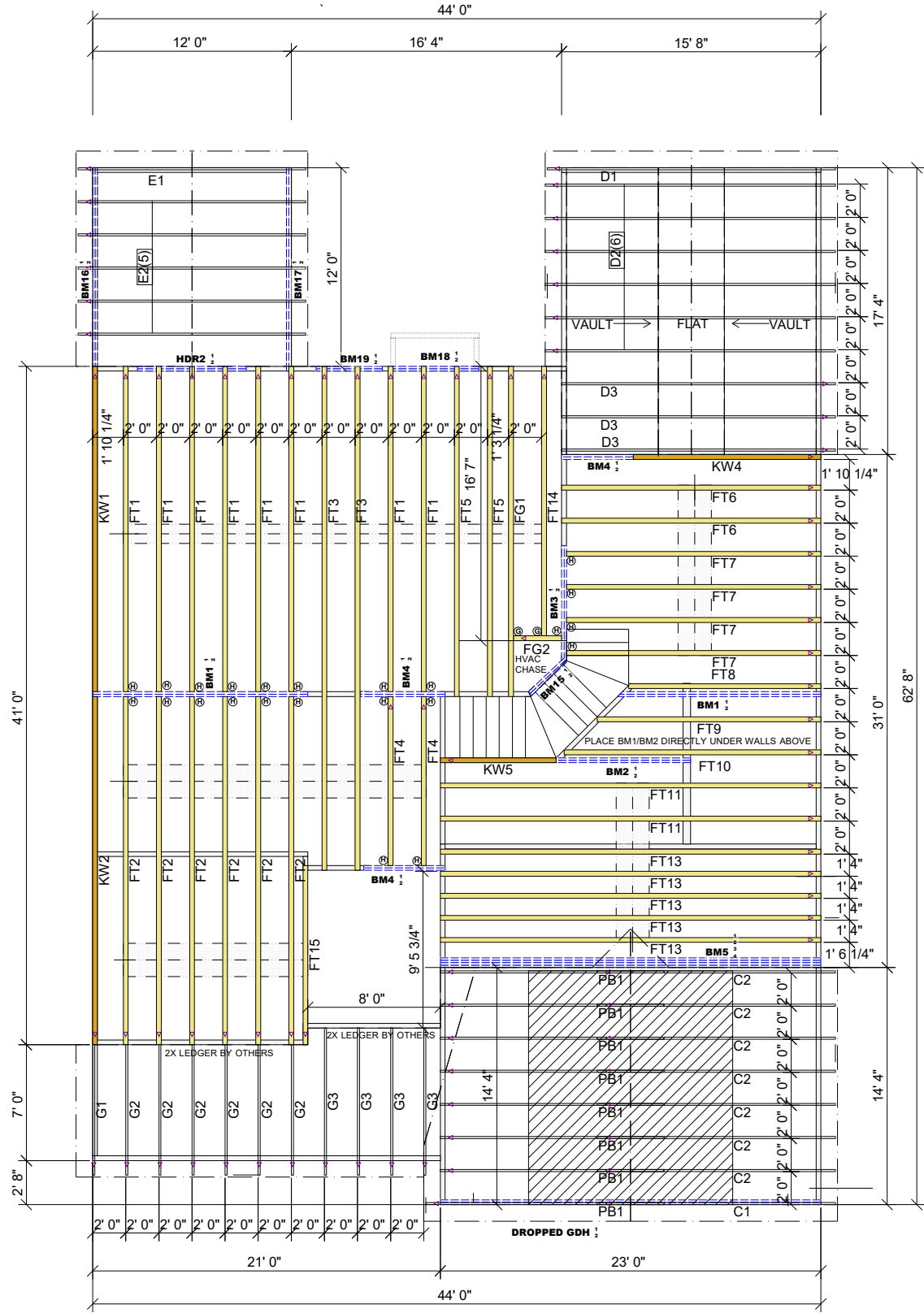


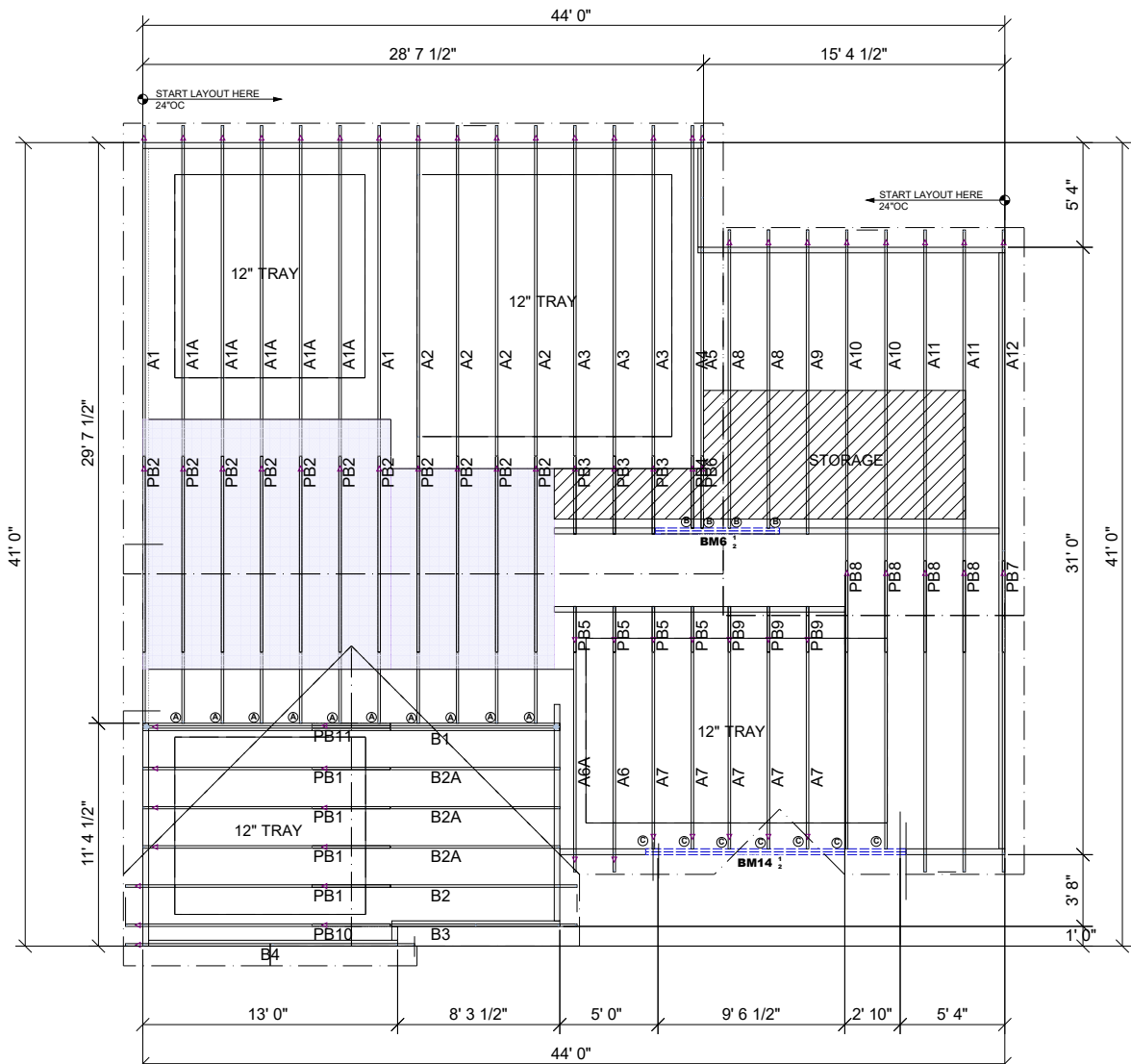
TRUSS TO WALL CONNECTIONS, IF SHOWN, ARE FOR UPLIFT ONLY AND DO NOT CONSIDER LATERAL LOADS. ALL CONNECTORS ON THIS PROJECT ARE TO BE INSTALLED PER THE CONNECTOR MANUFACTURER'S SPECIFICATIONS. ALL CONNECTORS SHOWN THAT ARE NOT "TRUSS TO TRUSS" ARE SUGGESTIONS ONLY AND ARE TO BE VERIFIED BY THE BUILDING DESIGNER OR ENGINEER OF RECORD FOR SUITABILITY TO THIS PARTICULAR PROJECT. UFP MID-ATLANTIC, LLC. ACCEPTS NO RESPONSIBILITY FOR THE SPECIFIC APPLICATION OR SUITABILITY OF ANY CONNECTOR THAT IS NOT "TRUSS TO TRUSS" AS THEY APPLY TO THIS SPECIFIC STRUCTURE.

LOT 297 OAKMONT ESTATES CLARK CLASSIC WITH REAR PORCH



MARK	TYPE	DESCRIPTION	QTY
H	JUS48	FACE MOUNT - FLOOR	23
G	MSH422	STRAP HANGER - FLOOR	2

PlotID	Length	Product	Piles	Net Qty	Fab Type
BM16	14' 0"	1 3/4" x 9 1/4" 2.0E Microllam® LVL	2	2	MFD
BM17	14' 0"	1 3/4" x 9 1/4" 2.0E Microllam® LVL	2	2	MFD
HDR2	8' 0"	1 3/4" x 9 1/4" 2.0E Microllam® LVL	2	2	MFD
BM18	6' 0"	1 3/4" x 9 1/4" 2.0E Microllam® LVL	2	2	MFD
BM19	4' 0"	1 3/4" x 9 1/4" 2.0E Microllam® LVL	2	2	MFD
DROPPED GDH	24' 0"	1 3/4" x 11 7/8" 2.0E Microllam® LVL	2	2	MFD
BM5	24' 0"	1 3/4" x 14" 2.0E Microllam® LVL	4	4	MFD
BM1	14' 0"	1 3/4" x 14" 2.0E Microllam® LVL	2	4	MFD
BM2	10' 0"	1 3/4" x 14" 2.0E Microllam® LVL	2	2	MFD
BM3	8' 0"	1 3/4" x 14" 2.0E Microllam® LVL	2	2	MFD
BM4	6' 0"	1 3/4" x 14" 2.0E Microllam® LVL	2	6	MFD
BM15	4' 0"	1 3/4" x 14" 2.0E Microllam® LVL	2	2	MFD



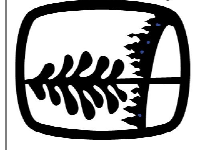
MARK	TYPE	DESCRIPTION	QTY
A	HUS28	FACE MOUNT HANGER	10
B	JUS26	LIGHT DUTY -ROOF	4
C	HUS26	FACE MOUNT HANGER	7

PlotID	Length	Product	Piles	Net Qty	Fab Type
BM14	14' 0"	1 3/4" x 9 1/4" 2.0E Microllam® LVL	2	2	MFD
BM6	8' 0"	1 3/4" x 9 1/4" 2.0E Microllam® LVL	2	2	MFD

This layout is not an engineered drawing. This drawing was created to establish truss placement only. It is the responsibility of the builder to provide adequate support for all the elements shown in this drawing.

1. TEMPORARY BRACING TO BE INSTALLED w/T.P.I. STANDARD BCSI-B1.
 2. SEE ENGINEERED DRAWING FOR PERMANENT BRACING MINIMUM REQUIREMENTS.
 3. FRAMER TO VERIFY ALL DIMENSIONS, DROP, & RISE LOCATIONS PRIOR TO TRUSS PLACEMENT.
 4. BLDG/FRAMER RESPONSIBLE FOR ADJUSTMENT OF TRUSS SPACING TO MISS PLUMBING DROPS, UNLESS NOTED OTHERWISE.

UFP MID-ATLANTIC, LLC
 A UNIVERSAL FOREST PRODUCTS COMPANY
 BURLINGTON, NC PHONE (800) 476-9356
 CHESAPEAKE, VA PHONE (800) 476-3190
 CONWAY, SC PHONE (800) 397-9572
 JEFFERSON GA PHONE (800) 648-4038
 PEARISBURG, VA PHONE (800) 397-9571



NOTES: THIS DRAWING IS THE PROPERTY OF UFP MID-ATLANTIC, LLC AND IS NOT TO BE REPRODUCED OR TRANSMITTED IN ANY FORM OR BY ANY MEANS, ELECTRONIC OR MECHANICAL, INCLUDING PHOTOCOPYING, RECORDING, OR BY ANY INFORMATION STORAGE AND RETRIEVAL SYSTEM. WITHOUT THE WRITTEN PERMISSION OF UFP MID-ATLANTIC, LLC. DRAWING SUPP. ED BY JFP MID-ATLANTIC, LLC AND BRACING TRUSSING, AS PER UFP MID-ATLANTIC, LLC TRUSSING (TPI) IS LOCATED AT 1851 DORCHESTER ROAD, CONWAY, SC 29524-1101 (803) 333-2800.

Customer: **MCKEE HOMES**
 Job Name: **LOT 297 OE CLARK CLASSIC**
 Date: 3/28/2020
 Scale: NTS
 Revision Date:
 Revision:
 Checked By: ***
 Drawing Number: **20032323**