

# Truss/Rafter to Wood Double Top Plates

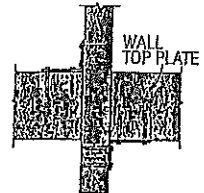


Model No.	Qty Reqd	Fasteners		DF/SP Allowable Loads				SPF Allowable Loads			
		To Rafters	To Plates	Uplift		Perp. to Plate (F <sub>2</sub> ) (133/160)	Uplift		Perp. to Plate (F <sub>2</sub> ) (133/160)		
				(133)	(160)		(133)	(160)			
H2.5	1	5-8d	5-8d	415	415	150	150	365	365	130	130
H5A	1	3-8d	3-8d	350	420	115	180	245	245	100	120
HGA10	1	4-SDS $\frac{1}{4}$ x1 $\frac{1}{2}$	4-SDS $\frac{1}{4}$ x3	435	435	1165	940	375	375	870	815
H5	1	4-8d	4-8d	455	465	115	200	265	265	100	170
H1	1	6-8dx1 $\frac{1}{2}$	4-8d	490	585	485	165	400	400	415	140
H2.5A	1	5-8d	5-8d	600	600	110	110	520	535	110	110
LTS12	1	6-10dx1 $\frac{1}{2}$	6-10dx1 $\frac{1}{2}$	720	720	75	125	620	620	75	125
H8	1	5-10dx1 $\frac{1}{2}$	5-10dx1 $\frac{1}{2}$	620	745	—	—	530	565	—	—
H10-2	1	6-10d	6-10d	760	760	455	395	655	655	390	340
H2.5	2	10-8d	10-8d	830	830	300	300	730	730	260	260
H5	2	8-8d	8-8d	910	930	230	400	530	530	200	340
H10	1	8-8dx1 $\frac{1}{2}$	8-8dx1 $\frac{1}{2}$	905	990	585	525	780	850	505	450
MTS12	1	7-10dx1 $\frac{1}{2}$	7-10dx1 $\frac{1}{2}$	840	1000	75	125	730	860	75	125
H1	2	12-8dx1 $\frac{1}{2}$	8-8d	980	1170	970	330	800	800	830	280
H2.5A	2	10-8d	10-8d	1200	1200	220	220	1040	1070	220	220
LTS12	2	12-10dx1 $\frac{1}{2}$	12-10dx1 $\frac{1}{2}$	1440	1440	150	250	1240	1240	150	250
HTS20	1	12-10dx1 $\frac{1}{2}$	12-10dx1 $\frac{1}{2}$	1450	1450	75	125	1245	1245	75	125
H16S	1	2-10dx1 $\frac{1}{2}$	10-10dx1 $\frac{1}{2}$	1470	1470	—	—	1265	1265	—	—
H16	1	2-10dx1 $\frac{1}{2}$	10-10dx1 $\frac{1}{2}$	1470	1470	—	—	1265	1265	—	—
H10	2	16-8dx1 $\frac{1}{2}$	6-8dx1 $\frac{1}{2}$	1810	1980	1170	1050	1560	1700	1010	900
MTS12	2	14-10dx1 $\frac{1}{2}$	14-10dx1 $\frac{1}{2}$	1680	2000	150	250	1460	1720	150	250

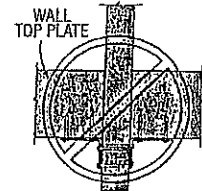
1. "—" in the tables indicates that the product has not been tested in the particular load direction listed.
2. For connections to single top plates, see page 12.
3. Fasten multiple members together to act as a single unit.

**D7**

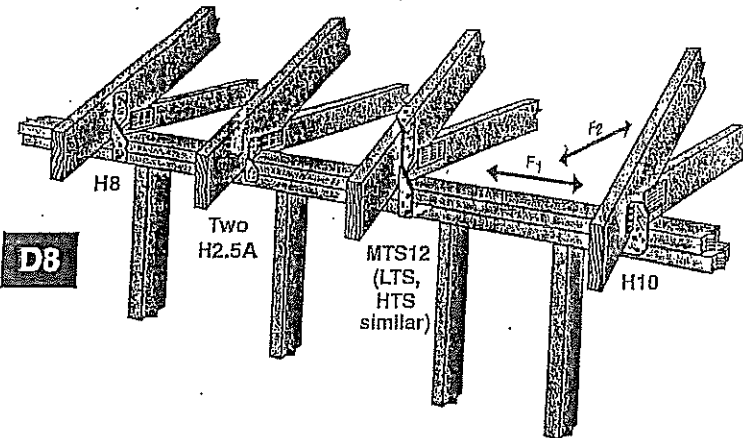
Hurricane Tie Installations to Achieve Twice the Load (Top View)



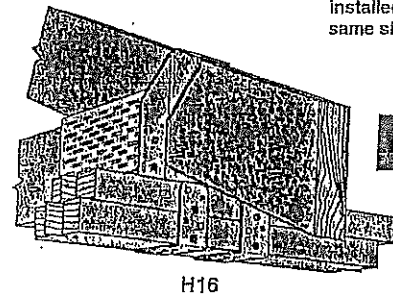
Install diagonally across from each other for minimum 2x truss.



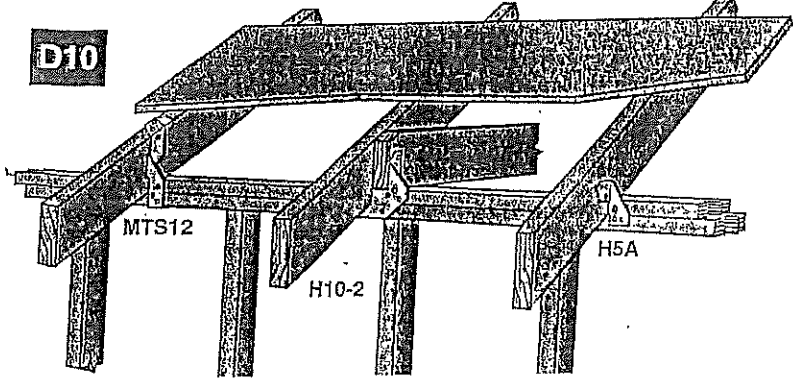
Nailing into both sides of a single ply 2x truss may cause the wood to split. A minimum rafter thickness of 2 $\frac{1}{2}$ " must be used when connectors are installed on the same side.



**D8**



**D9**



**D10**

