

'The Jasper'
SECOND FLOOR CLK-72

- 11 7/8" PRI-60
- 12 @ 18'
- 3 @ 20'

- 11 7/8" PRI-40
- 3 @ 8'
- 8 @ 14'
- 15 @ 30'
- 1 @ 30' (BP)


- 11 7/8" RIM
- 13 @ 12'

- 14" LVL
- 2 @ 20'
- 3 @ 24'

- 11 7/8" LVL
- 2 @ 12'

- HANGERS
- (17) THF125118

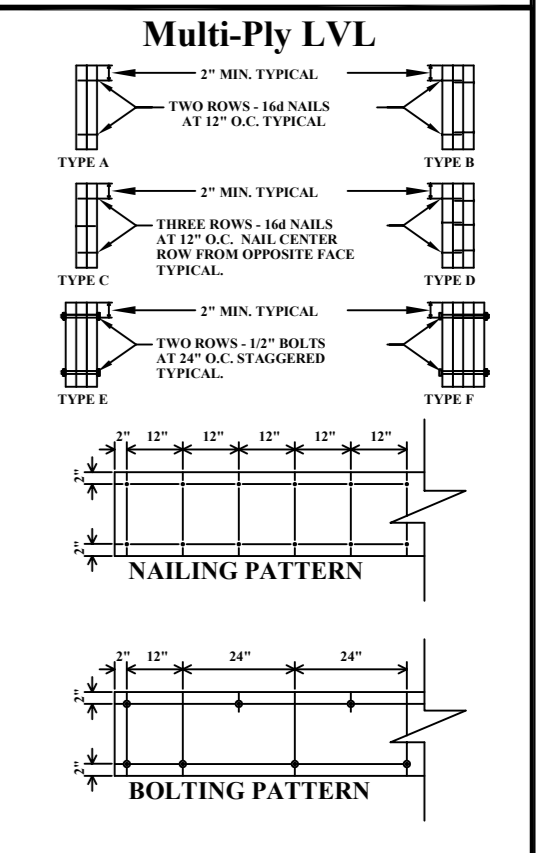
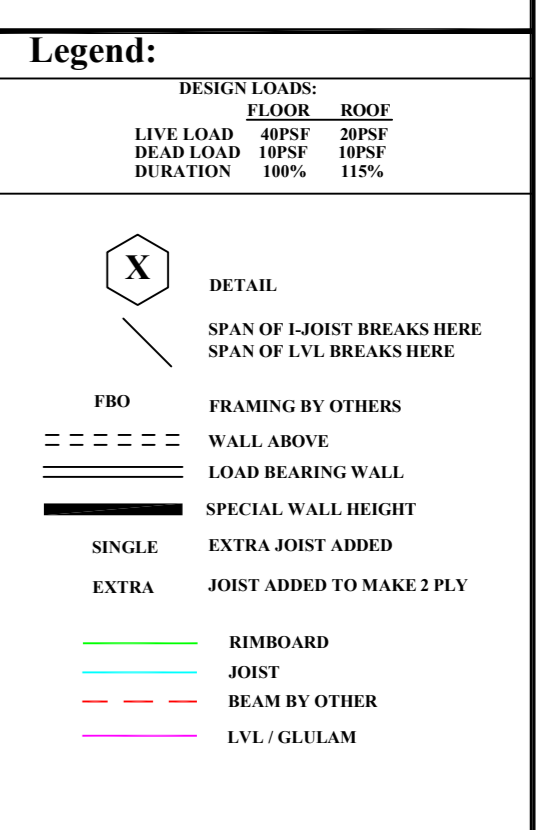
- Sheathing for DBL**
(1) 5/8" 4x8 square edge OSB
- 2 x 8 for DBL joist**
(1) 2 x 8 x 18 #2 SYP



RESIDENTIAL STRUCTURES, P.C.
3410 N. Davidson St.
Charlotte, N.C. 28205
Seal For Structural Only

SHOP DRAWING REVIEW
REVIEW IS FOR GENERAL COMPLIANCE
WITH CONTRACT DOCUMENTS AND
STRUCTURAL PLANS. SOLE
RESPONSIBILITY FOR CORRECTNESS OF
DIMENSIONS, DETAILS AND QUANTITIES
SHALL REMAIN WITH THE CONTRACTOR.

- GENERAL NOTES:**
- (1) GENERAL CONTRACTOR TO VERIFY ALL PLUMBING AND MECHANICAL OPENING SIZES AND LOCATIONS.
 - (2) READ INTERNATIONAL PAPER ENGINEERED WOOD PRODUCTS INSTALLATION GUIDE BEFORE FRAMING.
 - (3) ALL JOISTS TO BE GLUED AND NAILED TO DECKING.
 - (4) PROVIDE A MINIMUM OF 1 3/4" END BEARING AND 3" INTERMEDIATE BEARING ON ALL JOISTS UNLESS NOTED OTHERWISE.
 - (5) ALL HANGERS TO BE INSTALLED AND NAILED IN ACCORDANCE WITH SIMPSON STRONG-TIE SPECIFICATIONS.
 - (6) CONTRACTOR TO VERIFY THAT ALL LOADS, DIMENSIONS, QUANTITIES, AND DETAILS COMPLY WITH THE CURRENT CONSTRUCTION DRAWINGS. THIS DRAWING HAS NOT BEEN CHECKED BY INTERNATIONAL PAPER.
 - (7) SOLID BLOCK BENEATH ALL POST LOADS FROM ABOVE.
 - (8) BUILDER TO PROVIDE INSTALLATION GUIDE TO HVAC AND PLUMBING SUB CONTRACTORS FOR HOLE CUTTING CHARTS AND OTHER PERTINENT DETAILS.



The Building Center
Engineered Wood Division

2nd Floor Placement Plan

Plan #: 18-1154
'The Jasper'

Builder: True Homes

Job #: Cross Link Lot 72

Date: 9/28/18 Scale: 1/4" = 1'

Designed By: RR
Checked By: TL

Sold By: MH/MS 10.30.18
Revised By:

SHEET: 1 OF 1

