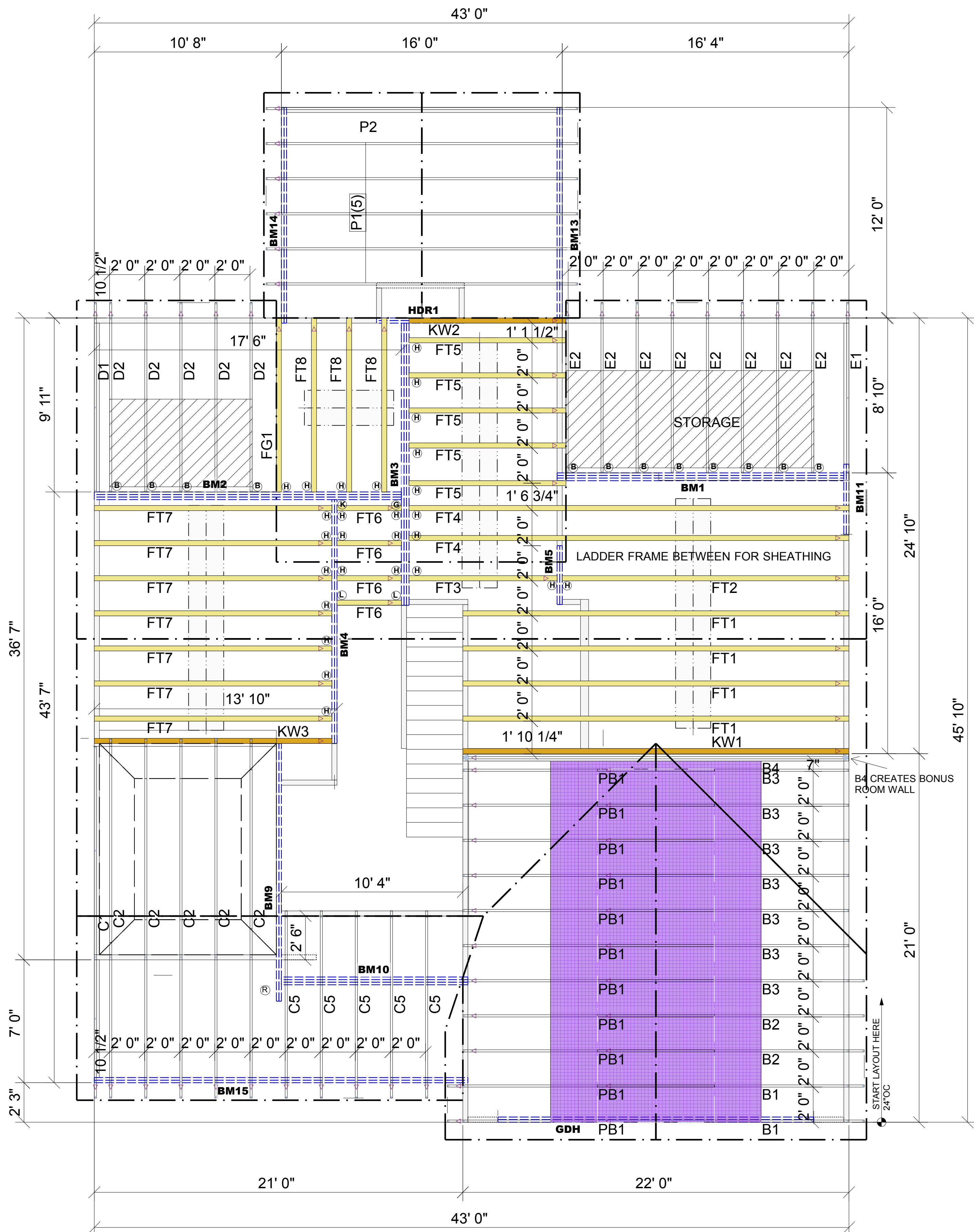


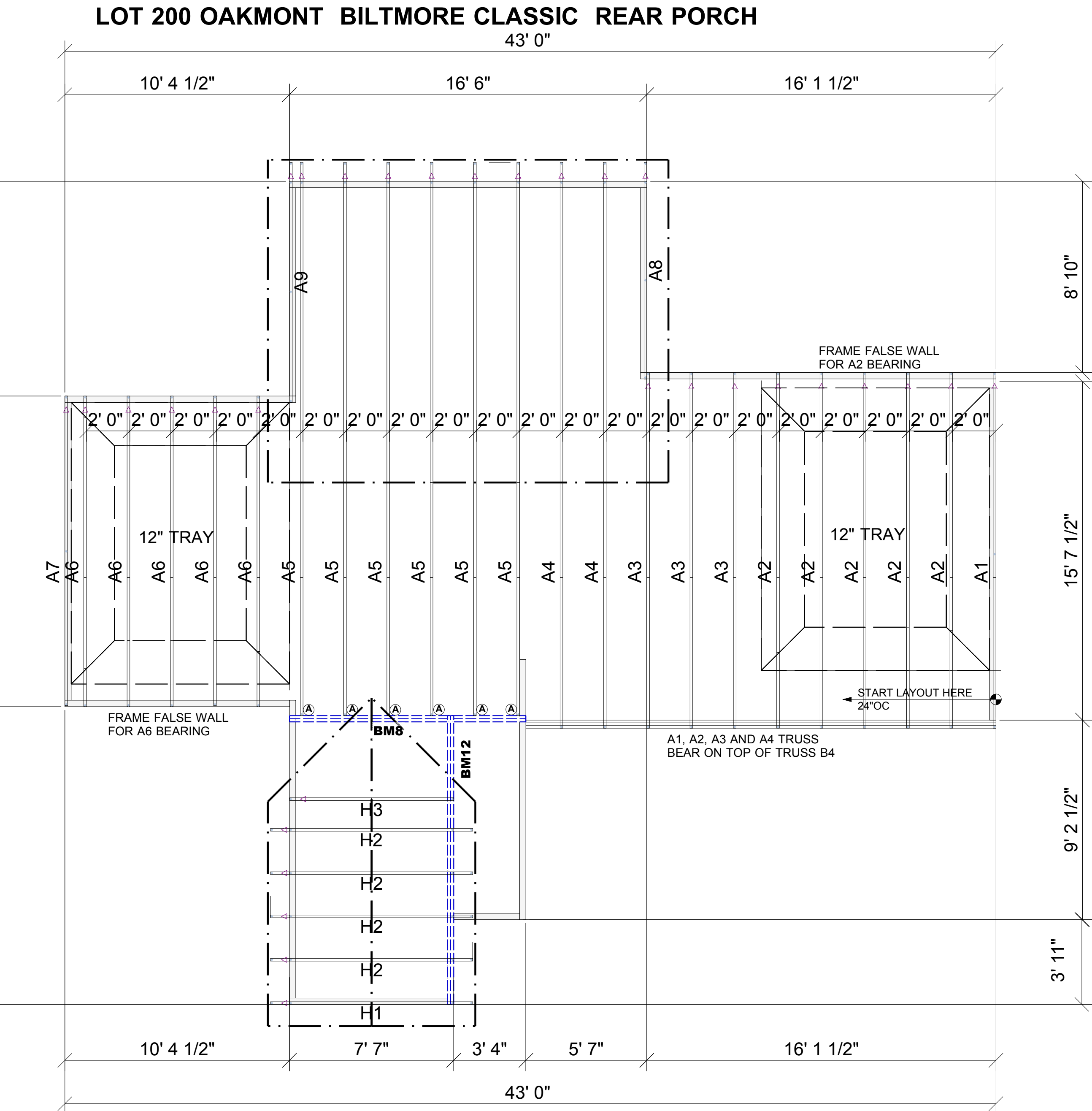
TRUSS TO WALL CONNECTIONS, IF SHOWN, ARE FOR UPLIFT ONLY AND DO NOT CONSIDER LATERAL LOADS. ALL CONNECTORS ON THIS PROJECT ARE TO BE INSTALLED PER THE CONNECTOR MANUFACTURER'S SPECIFICATIONS. ALL CONNECTORS SHOWN THAT ARE NOT "TRUSS TO TRUSS" ARE SUGGESTIONS ONLY AND ARE TO BE VERIFIED BY THE BUILDING DESIGNER OR ENGINEER OF RECORD FOR SUITABILITY TO THIS PARTICULAR PROJECT. UFP MID-ATLANTIC, LLC. ACCEPTS NO RESPONSIBILITY FOR THE SPECIFIC APPLICATION OR SUITABILITY OF ANY CONNECTOR THAT IS NOT "TRUSS TO TRUSS" AS THEY APPLY TO THIS SPECIFIC STRUCTURE.



Products				
PlotID	Length	Product	Plies	Net Qty
BM15	22' 0"	1 3/4" x 9 1/4" 2.0E Microllam® LVL	2	2
BM13	14' 0"	1 3/4" x 9 1/4" 2.0E Microllam® LVL	2	2
BM14	14' 0"	1 3/4" x 9 1/4" 2.0E Microllam® LVL	2	2
BM10	12' 0"	1 3/4" x 9 1/4" 2.0E Microllam® LVL	3	3
HDR1	6' 0"	1 3/4" x 9 1/4" 2.0E Microllam® LVL	2	2
BM11	4' 0"	1 3/4" x 9 1/4" 2.0E Microllam® LVL	2	2
GDH	18' 0"	1 3/4" x 11 7/8" 2.0E Microllam® LVL	2	2
BM1	18' 0"	1 3/4" x 14" 2.0E Microllam® LVL	3	3
BM2	18' 0"	1 3/4" x 14" 2.0E Microllam® LVL	3	3
BM3	18' 0"	1 3/4" x 14" 2.0E Microllam® LVL	3	3
BM9	16' 0"	1 3/4" x 14" 2.0E Microllam® LVL	2	2
BM4	14' 0"	1 3/4" x 14" 2.0E Microllam® LVL	2	2
BM5	4' 0"	1 3/4" x 14" 2.0E Microllam® LVL	2	2

Floor Hanger List			
QTY	DESCRIPTION	TYPE	MARK
27	FACE MOUNT - FLOOR	JUS48	(H)
1	FACE MOUNT - FLOOR	THD410	(K)
1	FACE MOUNT - FLOOR	THDH614	(G)
2	STRAP HANGER - FLOOR	MSH422IF	(L)
(R)	THD610	FACE MOUNT HANGER	1

Roof Hanger List			
QTY	DESCRIPTION	TYPE	MARK
13	LIGHT DUTY -ROOF	JUS26	(B)



Products				
PlotID	Length	Product	Plies	Net Qty
BM12	14' 0"	1 3/4" x 9 1/4" 2.0E Microllam® LVL	2	2
BM8	12' 0"	1 3/4" x 11 7/8" 2.0E Microllam® LVL	2	2

Roof Hanger List			
MARK	TYPE	DESCRIPTION	QTY
(A)	HUS26	MEDIUM DUTY -ROOF	6

Customer: MCKEE HOMES

Job Name: LOT 200 OM BILTMORE CLASSIC

Date: 9/18/2018


Scale: NTS

Revision Date: 10/11/16

Revision Date: **

Checked By: **
Drawing Number: 18091615

NOTES: THIS DRAWING IS THE PROPERTY OF UFP MID-ATLANTIC, LLC AND IS NOT TO BE USED FOR ANY PURPOSE DETRIMENTAL TO THE INTERESTS OF UFP MID-ATLANTIC, LLC. THIS DRAWING IS THE PROPERTY OF UFP MID-ATLANTIC, LLC AND IS NOT TO BE REPRODUCED OR TRANSMITTED IN ANY FORM OR BY ANY MEANS, ELECTRONIC OR MECHANICAL, INCLUDING PHOTOCOPYING, RECORDING, OR BY ANY INFORMATION STORAGE AND RETRIEVAL SYSTEM. UFP MID-ATLANTIC, LLC AND "BRACING" ARE REGISTERED TRADEMARKS OF UFP MID-ATLANTIC, LLC. UFP MID-ATLANTIC, LLC IS AN EQUAL OPPORTUNITY AFFIRMATIVE ACTION EMPLOYER. UFP MID-ATLANTIC, LLC IS LOCATED AT 583 DONOFRIO DR. (908) 833-5800



UFP MID-ATLANTIC, LLC
A UNIVERSAL FOREST PRODUCTS COMPANY

BURLINGTON, NC PHONE (800) 476-9356
CHESAPEAKE, VA PHONE (800) 476-3190
CONWAY, SC PHONE (800) 397-9572
JEFFERSON, GA PHONE (800) 648-4038
PEARISBURG, VA PHONE (800) 397-9571

1. TEMPORARY BRACING TO BE INSTALLED W/ P.I. STANDARD BC5LR1
2. SEE ENGINEER DRAWING FOR PERMANENT BRACING MINIMUM REQUIREMENTS
3. FRAMER TO VERIFY ALL DIMENSIONS, DROP & RISE LOCATIONS PRIOR TO TRUSS PLACEMENT
4. BLDGRFRMFR RESPONSIBLE FOR ADJUSTING OF TRUSS SPACING TO MISS PLUMBING DROP, UNLESS NOTED OTHERWISE.

This layout is not an engineered drawing. This drawing was created to establish truss placement only. It is the responsibility of the builder to provide adequate support for all the elements shown in this drawing.