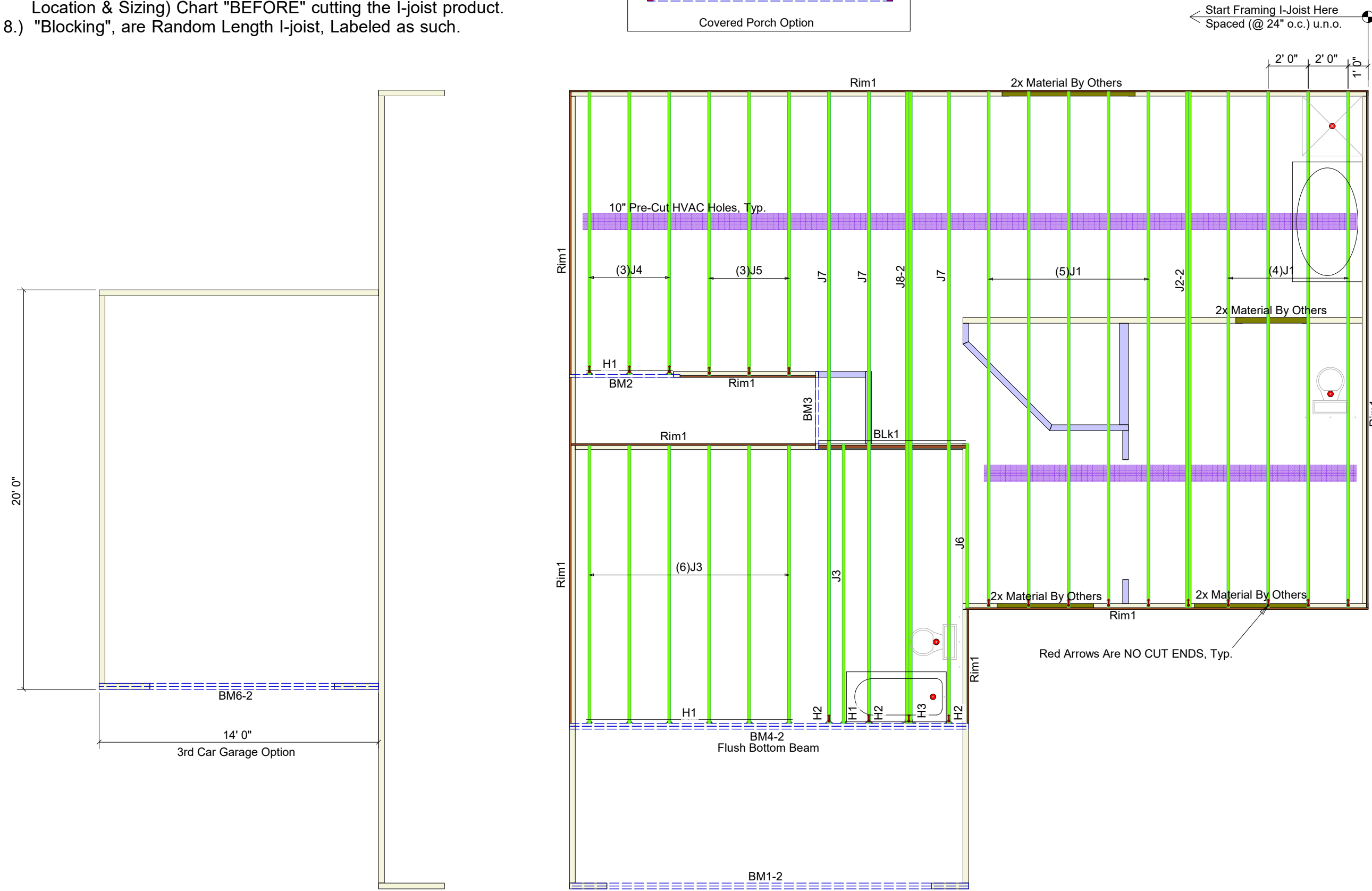
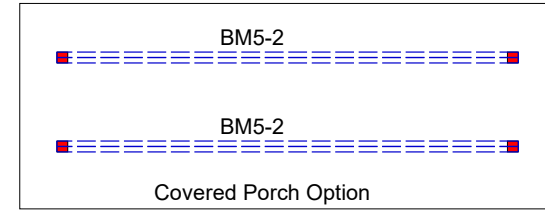


**Note: Refer to current Boise Cascade Installation Guide for details not shown.**

**We Recommend Locating Plumbing Drops & Moving Joist Accordingly Before Installation**

**General Notes:**

- 1.) "READ" Boise Installation Guide before installation of products.
- 2.) All, I-Joist, LVL beams, and Rim Board must be field cut to length.
- 3.) Contractor must verify and approve the material list.
- 4.) I-Joist may be moved 3" out of its own o.c. spacing, up to 19.2" o.c., to allow for plumbing drops.
- 5.) This layout, is a placement plan and, was designed in accordance with the original design of the structure (unless otherwise noted). See original plans for additional structural notes.
- 6.) Ceramic tile floors should be supported per APA standards. Additional joists may be required.
- 7.) HVAC & PLUMBER, "Review" Boise Installation Guide (Joist Hole Location & Sizing) Chart "BEFORE" cutting the I-joist product.
- 8.) "Blocking", are Random Length I-joist, Labeled as such.



| Connector Summary |     |         |             |        |
|-------------------|-----|---------|-------------|--------|
| PlotID            | Qty | Manuf   | Product     | Flange |
| H1                | 10  | Simpson | IUS 1.81/14 | None   |
| H2                | 3   | Simpson | IUS 2.06/14 | None   |
| H3                | 1   | Simpson | MIU 4.12/14 | None   |

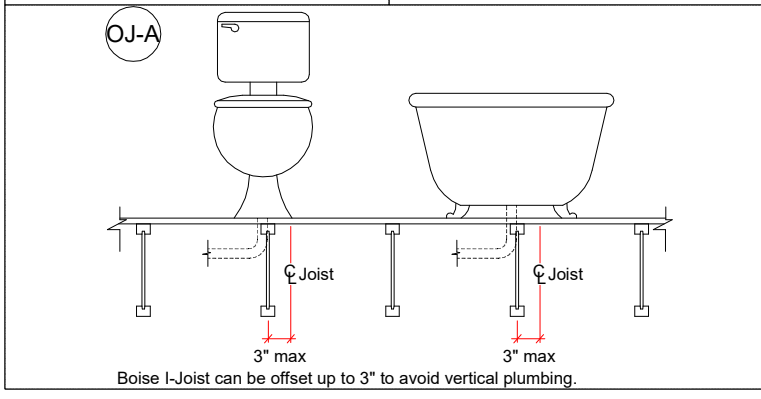
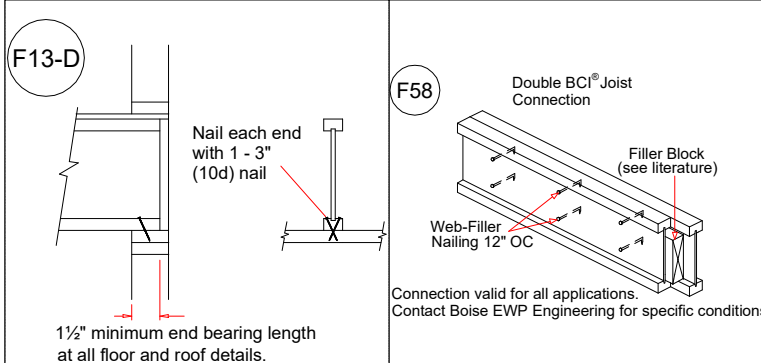
| Covered Porch Option |        |  |       |         |
|----------------------|--------|--|-------|---------|
| PlotID               | Length | Product                                | Plies | Net Qty |
| BM5-2                | 14' 0" | 1-3/4" x 9-1/4" VERSA-LAM® 2.0 3100 SP | 2     | 4       |

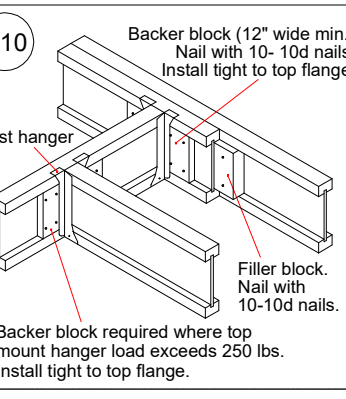
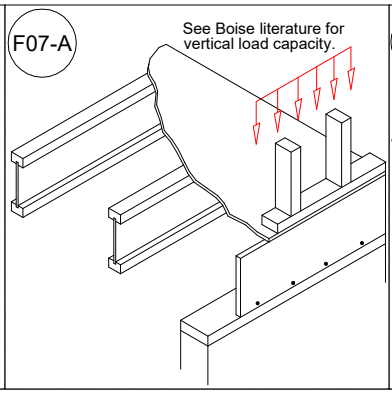
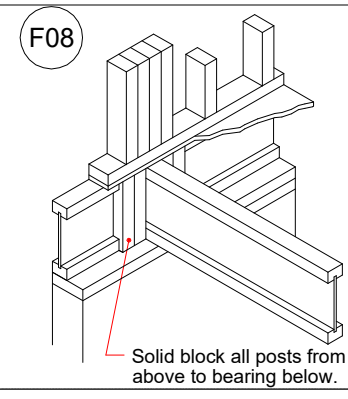
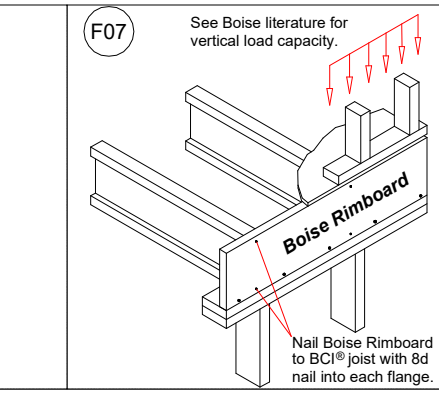
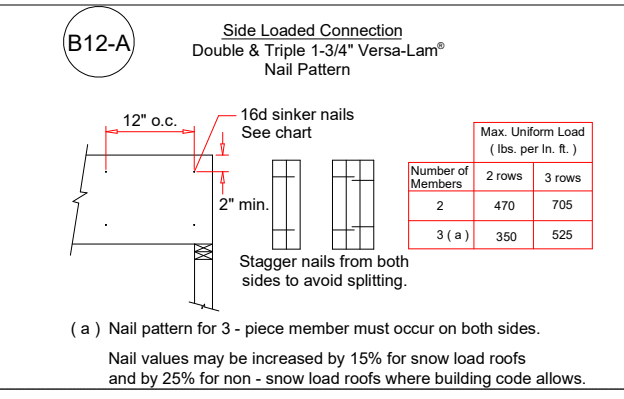
| 3rd Car Garage Option |        |   |       |         |
|-----------------------|--------|---|-------|---------|
| PlotID                | Length | Product                                 | Plies | Net Qty |
| BM6-2                 | 14' 0" | 1-3/4" x 11-7/8" VERSA-LAM® 2.0 3100 SP | 2     | 2       |

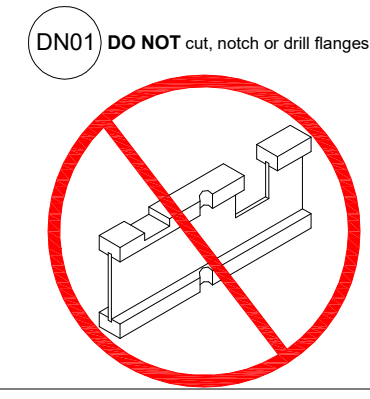
| Products |        |   |       |         |
|----------|--------|---|-------|---------|
| PlotID   | Length | Product                                 | Plies | Net Qty |
| J1       | 26' 0" | 14" BCI® 4500s-1.8                      | 1     | 9       |
| J2-2     | 26' 0" | 14" BCI® 4500s-1.8                      | 2     | 2       |
| J3       | 15' 0" | 14" BCI® 4500s-1.8                      | 1     | 7       |
| J4       | 15' 0" | 14" BCI® 4500s-1.8                      | 1     | 3       |
| J5       | 15' 0" | 14" BCI® 4500s-1.8                      | 1     | 3       |
| J6       | 9' 0"  | 14" BCI® 4500s-1.8                      | 1     | 1       |
| J7       | 32' 0" | 14" BCI® 5000s-1.8                      | 1     | 3       |
| J8-2     | 32' 0" | 14" BCI® 5000s-1.8                      | 2     | 2       |
| BM1-2    | 20' 0" | 1-3/4" x 11-7/8" VERSA-LAM® 2.0 3100 SP | 2     | 2       |
| BM2      | 6' 0"  | 1-3/4" x 14" VERSA-LAM® 2.0 3100 SP     | 1     | 1       |
| BM3      | 4' 0"  | 1-3/4" x 14" VERSA-LAM® 2.0 3100 SP     | 1     | 1       |
| BM4-2    | 22' 0" | 1-3/4" x 24" VERSA-LAM® 2.0 3100 SP     | 2     | 2       |
| Rim1     | 12' 0" | 1" x 14" BC RIM BOARD OSB               | 1     | 12      |
| BLK1     | 7' 0"  | 14" BCI® 4500s-1.8                      | 1     | 1       |



**I-Joist Plot ID # & Length on Top of Flange**



**2ND FLOOR LAYOUT**



**Boise Cascade**

**84 LUMBER**  
Build on what we know.™

200 Emmett Drive, Dunn, N.C. 28334 (910) 892 + 8400

Caviness Land Development  
CL-2043 & Options  
(Garage Left)

Scale: NTS

Date: 02.21.2018

By: J. Ciferri

DWG:

Sheet: 1 of 1