

Initial Application Date: 2/19/17

Application # 1750042308

CU# _____

COUNTY OF HARNETT RESIDENTIAL LAND USE APPLICATION

Central Permitting 108 E. Front Street, Lillington, NC 27546 Phone: (910) 893-7525 ext:2 Fax: (910) 893-2793 www.harnett.org/permits

****A RECORDED SURVEY MAP, RECORDED DEED (OR OFFER TO PURCHASE) & SITE PLAN ARE REQUIRED WHEN SUBMITTING A LAND USE APPLICATION****

LANDOWNER: David & Kathryn Surles Mailing Address: P.O. Box 1092

City: Angier State: NC Zip: 27501 Contact No: 910-890-6655 Email: dreammaker60@gmail.com

APPLICANT*: David N. Surles Mailing Address: P.O. Box 1092

City: Angier State: NC Zip: 27501 Contact No: 910-890-6655 Email: dreammaker60@gmail.com
*Please fill out applicant information if different than landowner

CONTACT NAME APPLYING IN OFFICE: David N. Surles Phone # 910-890-6655

PROPERTY LOCATION: Subdivision: _____ Lot #: — Lot Size: 6.59

State Road # 1 State Road Name: Harnett Central Rd, Angier NC Map Book & Page: — 1 —

Parcel: 040662 0058 01 PIN: 0672-02-4248.000

Zoning: R-20M Flood Zone: X Watershed: — Deed Book & Page: 2008 972 Power Company*: _____

*New structures with Progress Energy as service provider need to supply premise number _____ from Progress Energy.

PROPOSED USE:

- SFD: (Size _____ x _____) # Bedrooms: _____ # Baths: _____ Basement(w/wo bath): _____ Garage: _____ Deck: _____ Crawl Space: _____ Slab: _____ Slab: _____
(Is the bonus room finished? () yes () no w/ a closet? () yes () no (if yes add in with # bedrooms) Monolithic
- Mod: (Size _____ x _____) # Bedrooms _____ # Baths _____ Basement (w/wo bath) _____ Garage: _____ Site Built Deck: _____ On Frame _____ Off Frame _____
(Is the second floor finished? () yes () no Any other site built additions? () yes () no
- Manufactured Home: SW _____ DW _____ TW _____ (Size 14 x 70) # Bedrooms: 2 Garage: _____ (site built?) _____ Deck: _____ (site built?) _____
- Duplex: (Size _____ x _____) No. Buildings: _____ No. Bedrooms Per Unit: _____
- Home Occupation: # Rooms: _____ Use: _____ Hours of Operation: _____ #Employees: _____
- Addition/Accessory/Other: (Size _____ x _____) Use: _____ Closets in addition? () yes () no

Water Supply: _____ County Existing Well _____ New Well (# of dwellings using well _____) ***Must have operable water before final**

Sewage Supply: _____ New Septic Tank (Complete Checklist) Existing Septic Tank (Complete Checklist) _____ County Sewer

Does owner of this tract of land, own land that contains a manufactured home within five hundred feet (500') of tract listed above? () yes () no

Does the property contain any easements whether underground or overhead () yes no

Structures (existing or proposed): Single family dwellings: _____ Manufactured Homes: _____ Other (specify): _____

Required Residential Property Line Setbacks:

Front	Minimum	<u>35'</u>	Actual	<u>95'</u>
Rear		<u>25'</u>		<u>25+'</u>
Closest Side		<u>10'</u>		<u>45'</u>
Sidestreet/corner lot		_____		_____
Nearest Building on same lot		_____		_____

Comments: Call customer

SPECIFIC DIRECTIONS TO THE PROPERTY FROM LILLINGTON: _____

If permits are granted I agree to conform to all ordinances and laws of the State of North Carolina regulating such work and the specifications of plans submitted. I hereby state that foregoing statements are accurate and correct to the best of my knowledge. Permit subject to revocation if false information is provided.

David N. Swales
Signature of Owner or Owner's Agent

Date

*****It is the owner/applicants responsibility to provide the county with any applicable information about the subject property, including but not limited to: boundary information, house location, underground or overhead easements, etc. The county or its employees are not responsible for any incorrect or missing information that is contained within these applications.*****

****This application expires 6 months from the initial date if permits have not been issued****

NAME: David N. Surles

APPLICATION #: 42308

This application to be filled out when applying for a septic system inspection.

County Health Department Application for Improvement Permit and/or Authorization to Construct

IF THE INFORMATION IN THIS APPLICATION IS FALSIFIED, CHANGED, OR THE SITE IS ALTERED, THEN THE IMPROVEMENT PERMIT OR AUTHORIZATION TO CONSTRUCT SHALL BECOME INVALID. The permit is valid for either 60 months or without expiration depending upon documentation submitted. (Complete site plan = 60 months; Complete plat = without expiration)

910-893-7525 option 1

CONFIRMATION # 024005-LL
9/19/17

Environmental Health New Septic System Code 800

- **All property irons must be made visible.** Place "pink property flags" on each corner iron of lot. All property lines must be clearly flagged approximately every 50 feet between corners.
- Place "orange house corner flags" at each corner of the proposed structure. Also flag driveways, garages, decks, out buildings, swimming pools, etc. Place flags per site plan developed at/for Central Permitting.
- Place orange Environmental Health card in location that is easily viewed from road to assist in locating property.
- If property is thickly wooded, Environmental Health requires that you clean out the **undergrowth** to allow the soil evaluation to be performed. Inspectors should be able to walk freely around site. **Do not grade property.**
- **All lots to be addressed within 10 business days after confirmation. \$25.00 return trip fee may be incurred for failure to uncover outlet lid, mark house corners and property lines, etc. once lot confirmed ready.**
- After preparing proposed site call the voice permitting system at 910-893-7525 option 1 to schedule and use code **800** (after selecting notification permit if multiple permits exist) for Environmental Health inspection. Please note confirmation number given at end of recording for proof of request.
- Use Click2Gov or IVR to verify results. Once approved, proceed to Central Permitting for permits.

Environmental Health Existing Tank Inspections Code 800

- Follow above instructions for placing flags and card on property.
- Prepare for inspection by removing soil over **outlet end** of tank as diagram indicates, and lift lid straight up (*if possible*) and then **put lid back in place.** (Unless inspection is for a septic tank in a mobile home park)
- **DO NOT LEAVE LIDS OFF OF SEPTIC TANK**
- After uncovering **outlet end** call the voice permitting system at 910-893-7525 option 1 & select notification permit if multiple permits, then use code **800** for Environmental Health inspection. Please note confirmation number given at end of recording for proof of request.
- Use Click2Gov or IVR to hear results. Once approved, proceed to Central Permitting for remaining permits.

SEPTIC

If applying for authorization to construct please indicate desired system type(s): can be ranked in order of preference, must choose one.

- Accepted Innovative Conventional Any
 Alternative Other _____

The applicant shall notify the local health department upon submittal of this application if any of the following apply to the property in question. If the answer is "yes", applicant **MUST ATTACH SUPPORTING DOCUMENTATION**:

- YES NO Does the site contain any Jurisdictional Wetlands?
 YES NO Do you plan to have an irrigation system now or in the future?
 YES NO Does or will the building contain any drains? Please explain. _____
 YES NO Are there any existing wells, springs, waterlines or Wastewater Systems on this property?
 YES NO Is any wastewater going to be generated on the site other than domestic sewage?
 YES NO Is the site subject to approval by any other Public Agency?
 YES NO Are there any Easements or Right of Ways on this property?
 YES NO Does the site contain any existing water, cable, phone or underground electric lines?

If yes please call No Cuts at 800-632-4949 to locate the lines. This is a free service.

I Have Read This Application And Certify That The Information Provided Herein Is True, Complete And Correct. Authorized County And State Officials Are Granted Right Of Entry To Conduct Necessary Inspections To Determine Compliance With Applicable Laws And Rules.

I Understand That I Am Solely Responsible For The Proper Identification And Labeling Of All Property Lines And Corners And Making The Site Accessible So That A Complete Site Evaluation Can Be Performed.

David N. Surles
PROPERTY OWNERS OR OWNERS LEGAL REPRESENTATIVE SIGNATURE (REQUIRED)





DATE

Harnett County GIS

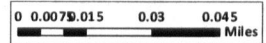
NOT FOR LEGAL USE



LEGEND

-  Recycle_Center
-  Landfills
-  Surrounding County Boundaries
-  Federal Property

GIS/E-911 Addressing
September 1, 2017



1 inch = 167 feet

14 x 70 SW Mt

Front - 95'

Side - 45'

SITE PLAN APPROVAL

DISTRICT

RA-20M

USE

SFD

#BEDROOMS

2

9/19/17

Date

Zoning Administrator

Date: _____


Application# _____

PROCEDURES AND GUIDELINES FOR MANUFACTURED HOME INSPECTIONS

RA-20R & RA- 20M Certification Criteria

I, David N. Surles, understand that because I'm located in a **RA-20R** or **RA-20M** Zoning District and wish to place a manufactured home in this district I must meet the following criteria, verified by zoning inspection approval, before I will be issued a certificate of occupancy for this home.

1. The home must have a pitched roof, for a manufactured home, whether A-shaped or rounded, which has a minimum rise (measured at the center of the home) of twelve (12) inches for every seven (7) feet of total width of the home. (Example: A home measuring fourteen (14 ft.) in width must have a twenty four (24) inch rise as measured from the center of the roofline to the baseline of the roof.) (See Illustrations Below.)



Note: Most Rounded Roofs **Will Not** Meet The Roof Pitch Requirement As Illustrated. The Measurement From The Peak Of The Roof To The Base Line Of The Roof Must Be 12" For Every 7' Of Total Width Of The Home. (Ex: 14' Wide Home = 24" Roof Rise)

Continued.....

2. The home must be underpinned, consisting of a brick curtain wall or have galvanized metal sheeting, ABS or PBC plastic color skirting with interlocking edges, installed around the perimeter of the home. Skirting shall be consistent in appearance, in good condition, continuous, permanent, and unpierced except for ventilation and access.
3. The homes moving apparatus must be removed, underpinned, or landscaped. (See examples below.)



4. The home must have been constructed after July 1st 1976.

David N. Sules

Signature of Property Owner / Agent

9/19/17

Date

- By signing this form the owner / agent is stating that they have read and understand the information on this form.