

Initial Application Date: 2-22-17

MHA

Application # 1750040802

CU# _____

COUNTY OF HARNETT RESIDENTIAL LAND USE APPLICATION

Central Permitting 108 E. Front Street, Lillington, NC 27546 Phone: (910) 893-7525 ext:2 Fax: (910) 893-2793 www.harnett.org/permits

****A RECORDED SURVEY MAP, RECORDED DEED (OR OFFER TO PURCHASE) & SITE PLAN ARE REQUIRED WHEN SUBMITTING A LAND USE APPLICATION****

LANDOWNER: Ricky Williford - Nicholas Mailing Address: 3371 US 4101 N
City: High Point State: NC Zip: 27446 Contact No: 9108142693 Email: Ricksprinting@ombarq.com

APPLICANT*: same Mailing Address: _____

City: _____ State: _____ Zip: _____ Contact No: _____ Email: _____
*Please fill out applicant information if different than landowner

CONTACT NAME APPLYING IN OFFICE: Ricky Williford Phone # 910-814-2693

PROPERTY LOCATION: Subdivision: Ricks investment Properties Lot #: 2 Lot Size: 1.58

State Road #: _____ State Road Name: Daniel Quinn Ln Map Book & Page: 2016, 96

Parcel: 070588 0094 13 PIN: 0588-58-6465.000

Zoning: RA-20M Flood Zone: X Watershed: - Deed Book & Page: 3438, 914 Power Company*: _____

*New structures with Progress Energy as service provider need to supply premise number _____ from Progress Energy.

PROPOSED USE:

- SFD: (Size ___ x ___) # Bedrooms: ___ # Baths: ___ Basement(w/wo bath): ___ Garage: ___ Deck: ___ Crawl Space: ___ Slab: ___ Slab: ___
(Is the bonus room finished? () yes () no w/ a closet? () yes () no (if yes add in with # bedrooms))
- Mod: (Size ___ x ___) # Bedrooms ___ # Baths ___ Basement (w/wo bath) ___ Garage: ___ Site Built Deck: ___ On Frame ___ Off Frame ___
(Is the second floor finished? () yes () no Any other site built additions? () yes () no)
- Manufactured Home: SW ___ DW ___ TW (Size 14 x 70) # Bedrooms: 3 Garage: ___ (site built? ___) Deck: ___ (site built? ___)
- Duplex: (Size ___ x ___) No. Buildings: _____ No. Bedrooms Per Unit: _____
- Home Occupation: # Rooms: _____ Use: _____ Hours of Operation: _____ #Employees: _____
- Addition/Accessory/Other: (Size ___ x ___) Use: _____ Closets in addition? () yes () no

Water Supply: County _____ Existing Well _____ New Well (# of dwellings using well _____) *Must have operable water before final

Sewage Supply: New Septic Tank (Complete Checklist) _____ Existing Septic Tank (Complete Checklist) _____ County Sewer

Does owner of this tract of land, own land that contains a manufactured home within five hundred feet (500') of tract listed above? () yes () no

Does the property contain any easements whether underground or overhead () yes () no

Structures (existing or proposed): Single family dwellings: _____ Manufactured Homes: Other (specify): _____

Required Residential Property Line Setbacks:

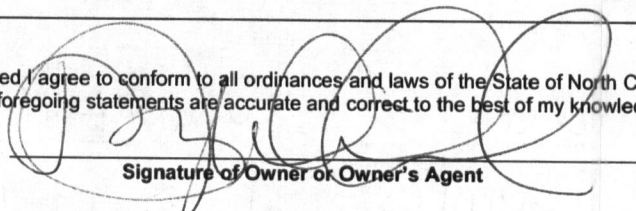
	Minimum	Actual
Front	<u>35'</u>	<u>72'</u>
Rear	<u>25'</u>	<u>220'</u>
Closest Side	<u>10'</u>	<u>50'</u>
Sidestreet/corner lot		<u>50'</u>
Nearest Building on same lot		<u>210'</u>

Comments: _____

SPECIFIC DIRECTIONS TO THE PROPERTY FROM LILLINGTON:

421 toward Buies Creek, turn right on Old Stage Road after 2 miles turn left on Daniel Quinn Lane, property is at end of road on the right side

If permits are granted, I agree to conform to all ordinances and laws of the State of North Carolina regulating such work and the specifications of plans submitted. I hereby state that foregoing statements are accurate and correct to the best of my knowledge. Permit subject to revocation if false information is provided.



Signature of Owner or Owner's Agent

1/31/2017
Date

It is the owner/applicants responsibility to provide the county with any applicable information about the subject property, including but not limited to: boundary information, house location, underground or overhead easements, etc. The county or its employees are not responsible for any incorrect or missing information that is contained within these applications.

****This application expires 6 months from the initial date if permits have not been issued****

NAME: _____

APPLICATION #: _____

This application to be filled out when applying for a septic system inspection.

County Health Department Application for Improvement Permit and/or Authorization to Construct

IF THE INFORMATION IN THIS APPLICATION IS FALSIFIED, CHANGED, OR THE SITE IS ALTERED, THEN THE IMPROVEMENT PERMIT OR AUTHORIZATION TO CONSTRUCT SHALL BECOME INVALID. The permit is valid for either 60 months or without expiration depending upon documentation submitted. (Complete site plan = 60 months; Complete plat = without expiration)

910-893-7525 option 1

CONFIRMATION # _____

- Environmental Health New Septic System** Code 800
 - **All property irons must be made visible.** Place "pink property flags" on each corner iron of lot. All property lines must be clearly flagged approximately every 50 feet between corners.
 - Place "orange house corner flags" at each corner of the proposed structure. Also flag driveways, garages, decks, out buildings, swimming pools, etc. Place flags per site plan developed at/for Central Permitting.
 - Place orange Environmental Health card in location that is easily viewed from road to assist in locating property.
 - If property is thickly wooded, Environmental Health requires that you clean out the undergrowth to allow the soil evaluation to be performed. Inspectors should be able to walk freely around site. **Do not grade property.**
 - **All lots to be addressed within 10 business days after confirmation. \$25.00 return trip fee may be incurred for failure to uncover outlet lid, mark house corners and property lines, etc. once lot confirmed ready.**
 - After preparing proposed site call the voice permitting system at 910-893-7525 option 1 to schedule and use code 800 (after selecting notification permit if multiple permits exist) for Environmental Health inspection. Please note confirmation number given at end of recording for proof of request.
 - Use Click2Gov or IVR to verify results. Once approved, proceed to Central Permitting for permits.
- Environmental Health Existing Tank Inspections** Code 800
 - Follow above instructions for placing flags and card on property.
 - Prepare for inspection by removing soil over **outlet end** of tank as diagram indicates, and lift lid straight up (if possible) and then **put lid back in place.** (Unless inspection is for a septic tank in a mobile home park)
 - **DO NOT LEAVE LIDS OFF OF SEPTIC TANK**
 - After uncovering **outlet end** call the voice permitting system at 910-893-7525 option 1 & select notification permit if multiple permits, then use code 800 for Environmental Health inspection. Please note confirmation number given at end of recording for proof of request.
 - Use Click2Gov or IVR to hear results. Once approved, proceed to Central Permitting for remaining permits.

SEPTIC

If applying for authorization to construct please indicate desired system type(s): can be ranked in order of preference, must choose one.

- Accepted Innovative Conventional Any
 Alternative Other _____

The applicant shall notify the local health department upon submittal of this application if any of the following apply to the property in question. If the answer is "yes", applicant **MUST ATTACH SUPPORTING DOCUMENTATION**:

- YES NO Does the site contain any Jurisdictional Wetlands?
- YES NO Do you plan to have an irrigation system now or in the future?
- YES NO Does or will the building contain any drains? Please explain. _____
- YES NO Are there any existing wells, springs, waterlines or Wastewater Systems on this property?
- YES NO Is any wastewater going to be generated on the site other than domestic sewage?
- YES NO Is the site subject to approval by any other Public Agency?
- YES NO Are there any Easements or Right of Ways on this property?
- YES NO Does the site contain any existing water, cable, phone or underground electric lines?

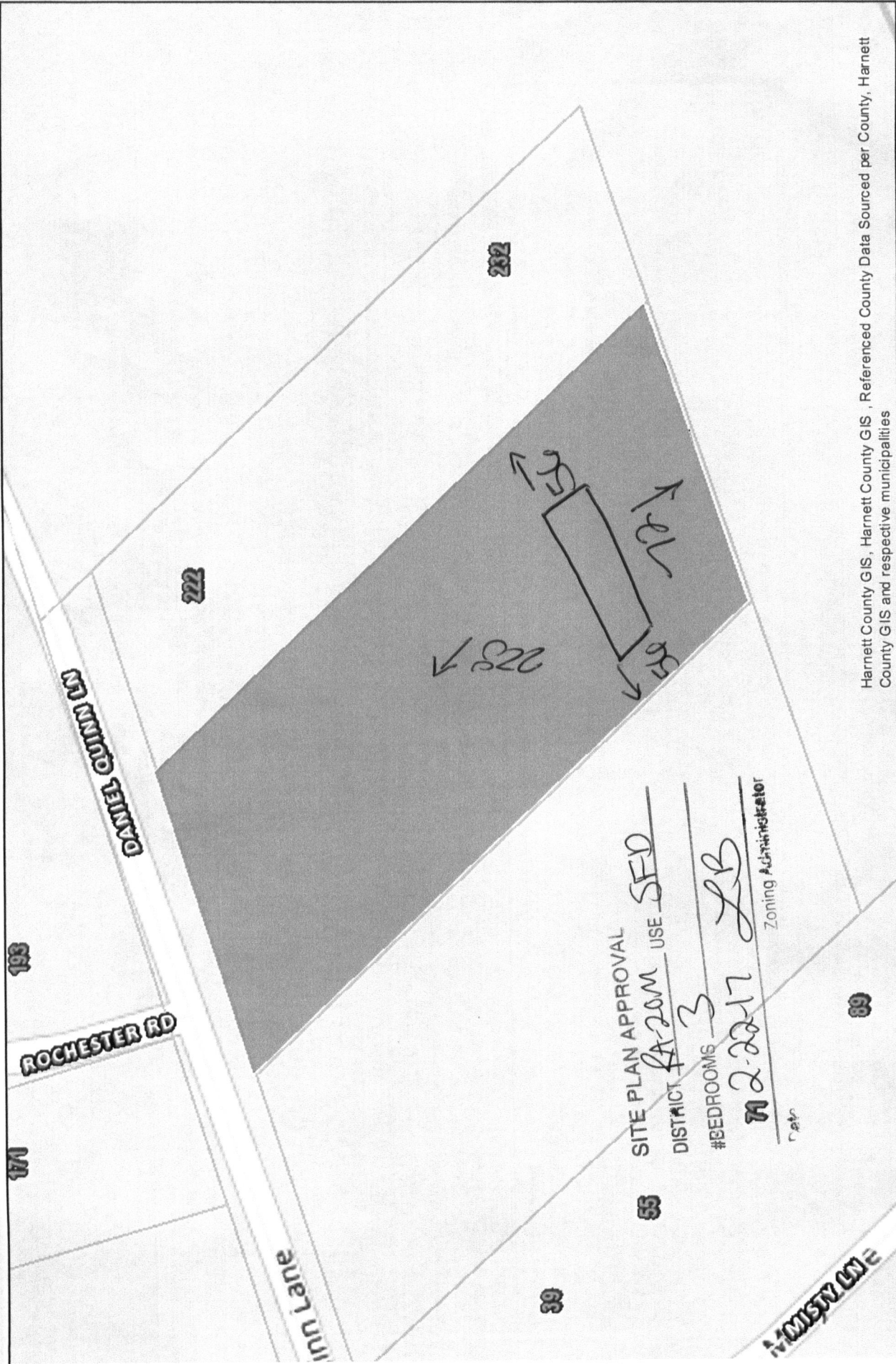
If yes please call No Cuts at 800-632-4949 to locate the lines. This is a free service.

I Have Read This Application And Certify That The Information Provided Herein Is True, Complete And Correct. Authorized County And State Officials Are Granted Right Of Entry To Conduct Necessary Inspections To Determine Compliance With Applicable Laws And Rules. I Understand That I Am Solely Responsible For The Proper Identification And Labeling Of All Property Lines And Corners And Making The Site Accessible So That A Complete Site Evaluation Can Be Performed.

PROPERTY OWNERS OR OWNERS-LEGAL REPRESENTATIVE SIGNATURE (REQUIRED)

2/23/17
DATE


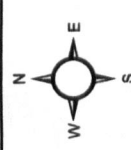
Harnett County GIS



Harnett County GIS, Harnett County GIS, Referenced County Data Sourced per County, Harnett County GIS and respective municipalities

LEGEND

- Surrounding County Major Roads
- Surrounding County Boundaries
- USA Property
- City Limits
- Address Numbers
- Airport
- Major Roads
- Interstate
- NC
- US
- Roads
- Railroad
- Cape Fear River
- Tax Parcel



1 inch = 100 feet



GIS/E-911 Addressing
 January 25, 2017

40802

Application for Manufactured Home Set-Up Permit
(Please fill out each part completely)

Part I - Owner Information:

Home Owner Information (To be completed by owner of the manufactured home)

Name: BIP, LLC (Bicky Wilford) Address: 3371 US 401 N
City: Lillington State: NC Zip: 27546 Daytime Phone: (910) 814-2683

Landowner Information (To be completed by landowner, if different than above)

Name: SAME Address: _____
City: _____ State: _____ Zip: _____ Daytime Phone: () _____

Part II - Contractor Information (To be completed by Contractors or Homeowner, if applicable.
Names, address, & phone must match information on license)

A. Set-Up Contractor Company Name: State mt movers
Phone: 919-422-8623 Address: 10850 Quaker Rd
City: Benson State: NC Zip: _____
Setup Signature: [Signature] State Lic# 2859

B. Electrical Contractor Company Name: Rox Dean Electric
Phone: 552-4282 Address: 8039 Kennebec Road
City: Willow Spring State: NC Zip: 27592
Electrician's Signature: Rox Dean State Lic# 5748-1

C. Mechanical Contractor Company Name: Honeycutt & Jones
Phone: 919-27-8242 Address: 117 Holly Berry Lane
City: Angier State: NC Zip: 27501
HVAC Signature: Arvin M. Honeycutt State Lic# _____

D. Plumbing Contractor Company Name: Mike Smith Plumbing
Phone: 679-3117 Address: 109 Ablited Ln
City: Angier State: NC Zip: 27501
Plumber's Signature: Michael K Smith State Lic# 182

Part III - Manufacturer name information

Model Year: F Size: X Complete & follow zoning criteria sheet

Park Name: _____ Lot Number: _____

I hereby certify that I have the authority to apply for this permit, that the application is correct including the information and signatures, and that the construction or installation will conform to the applicable manufacturer set-up requirements, and the Harrett County Zoning Ordinance. I understand that if any item is incorrect information has been provided that this permit could be revoked.

Signature of Home Owner or Agent: [Signature] Date: 11-11-11


*Effective July 1, 2004, a County Tax Department Moving Permit must be provided before a Set Up Permit will be issued. The permit must be purchased from the tax office of the county that the home is moved from. If the home is from a dealer, we need provide Form 800 and if available, the serial number.
List of Inspectors and Egress requirements available upon request. Progress Energy customers must provide Permit

PROCEDURES AND GUIDELINES FOR MANUFACTURED HOME INSPECTIONS

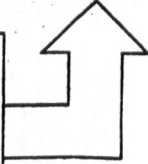
RA-20R & RA- 20M Certification Criteria

I, Douglas Williams understand that because I'm located in a RA-20R or RA-20M Zoning District and wish to place a manufactured home in this district I must meet the following criteria, verified by zoning inspection approval, before I will be issued a certificate of occupancy for this home.

1. The home must have a pitched roof, for a manufactured home, whether A-shaped or rounded, which has a minimum rise (measured at the center of the home) of twelve (12) inches for every seven (7) feet of total width of the home. (Example: A home measuring fourteen (14 ft.) in width must have a twenty four (24) inch rise as measured from the center of the roofline to the baseline of the roof.) (See Illustrations Below.)




Note: Most Rounded Roofs Will Not Meet The Roof Pitch Requirement As Illustrated. The Measurement From The Peak Of The Roof To The Base Line Of The Roof Must Be 12" For Every 7' Of Total Width Of The Home. (Ex: 14' Wide Home = 24" Roof Rise)




Continued.....

2. The home must be underpinned, consisting of a brick curtain wall or have galvanized metal sheeting, ABS or PBC plastic color skirting with interlocking edges, installed around the perimeter of the home. Skirting shall be consistent in appearance, in good condition, continuous, permanent, and unpierced except for ventilation and access.
3. The homes moving apparatus must be removed, underpinned, or landscaped. (See examples below.)



4. The home must have been constructed after July 1st 1976.



Signature of Property Owner / Agent

2/21/2017

Date

- By signing this form the owner / agent is stating that they have read and understand the information on this form.