



**Harnett**  
COUNTY  
NORTH CAROLINA



Emergency Services Department

www.harnett.org

## Fire Marshal Division

P.O. Box 370  
Lillington, NC 27546  
910-893-7580

Reviewed for Fire Code Compliance



Leslie Jackson

06/16/2025 2:20:32 PM

# Application for Plan Review

**Permit Type:** Fire Alarm Detection System/Related Equipment

Date Received: 6-13-25 Received By: \_\_\_\_\_

Name of Project: JLH Shawtown Head Start

Physical Address of Project: 274 IREVEROHEATS RD Lillington NC 27546

Plans Submitted By: Sight And Sound Controls

Project Phone: (910)-814-2651

Contact Person/Address: Charles Williams

2475 Ashe Ave. - Dunn, NC 28334

Contact Phone: (910)-897-2735 (\_\_\_\_)-\_\_\_\_-\_\_\_\_

Contractor's Name/Info: \_\_\_\_\_

Contractor's Phone: (\_\_\_\_)-\_\_\_\_-\_\_\_\_

Contact Email: ccwms.ssc@gmail.com

- **Plans that are submitted will be reviewed as quickly as possible with an average time of review between 7-10 working days.**
- **Status checks may be conducted on plan reviews by visiting the website <http://htweb.harnett.org/Click2GovBP/Index.jsp> or by calling the Harnett County Central Permitting Office (910-893-7525 : Opt. 2), or the Harnett County Fire Marshal's Office (910-893-7580).**
- **Approved plans must be picked up from the Central Permitting Office and all fees paid before any required inspections can be conducted.**



# StarLink



AT&T + verizon

**DUAL SIM/DUAL PATH**

**AT&T and VERIZON**

**Cell &/or IP UNIVERSAL 5G**

**COMMERCIAL FIRE LTE-M COMMUNICATORS**

AT&T + verizon

**NAPCO**

- **Easiest installation, powered by panel, NO extra power supply, NO extra conduit.** (Excludes Metal Direct AC-Powered Model, shown below.)
- **Labor-Saving Supervision Features Save Time & Money** - Uniquely including 4 supervised, programmable EOLR zone inputs; 2 Form C Relay outputs (no extra supervision modules to buy or install); plus, 2 Telephone style jacks for easy FACU-connection. Self-supervised on 4 wires.
- **Easy-Repeat Account Templates** - Save your typical account setup and reuse for goof-proof communicator programming & fast deployment.




- **Free StarLink FACU-Saver App** - Smartphone Pro sales tool for calculating/demonstrating account's cellular cost-savings with dealer by number of lines & locations vs. copper POTs lines leased from phone co. **FREE download** on Apple Store or Google Play.

- **Pro Incentive Instant Rebate Program** - Dealers save on new and retrofit installations, replacing POTs, old radios, sunset networks and even new installations. (Nothing to mail in/fill out; Service credit automatically applied upon valid plan activation. See details online; scan QR code on back)
- **UL & NFPA 72 Fire Code-Compliant**, the StarLink Max2 Fire Series Wireless Commercial Fire Alarm Sole Path & Dual Path Communicators provide universal support for any brand 12V to 24V fire alarm control panel (FACU), reporting in Contact ID and 4/2. With broadest nationwide coverage footprint, Verizon or AT&T, using proven StarLink circuitry, they are also available in locking metal models.
- **Over-the-Air Upgradeable Firmware** for updates without a truck-roll.

## StarLink Fire MAX 2: SLE-MAX2-Series

### The Power of 2: Dual SIM, Dual Path by Napco

- **Dual SIM, Dual Path** Universal full data 5G LTE-M cellular &/or IP commercial fire alarm reporting from any panel brand, virtually anywhere nationwide
- **One Model to Stock:** Provides both Verizon® & AT&T® Cell Networks plus either sole or dual path cell/IP reporting (selectable by plan)
- **Auto-Network-Select by Site** - Upon power up, the signal-strength provided by each cell carrier is analyzed at the site, and the unit will lock-in the best carrier automatically, i.e., AT&T or Verizon. Thereafter, it's periodically reviewed and dynamically swapped when needed.
- **EZ Cell-Network ID- Red or Blue Indicators** - Inside the unit, the Carrier Indicators will light Blue for AT&T or Red for Verizon connection (also test button indicates signal strength on each for manual check)
- **See /Set SIM Status Remotely** - using a PC or smart device, the StarLink Network Operations Center (NOC), in Napco Headquarters, NY, can be accessed allowing you used to set parameters or view current status, Dual SIM status of accounts
- **Supports 12V-24V FACUs**, No Panel Reprogramming with those that communicate using Contact ID and 4/2 (such as on legacy panels), as primary or backup.
- **UL & NFPA Code-compliant, replaces 2 POTs lines per FACU** saves thousands of dollars per year over the leased landlines. (Show accounts savings -Free Sales Tool /Calculator App left)
- **Proven StarLink Reliability & Best 5G LTE-M Performance** - Works where others can't - Signal Boost™ Circuitry & unique dual-diversity twin antennas, maximizing signal acquisition and eliminating the multiphase-effect signal-clash/drop-outs single-antenna units are prone to.



Universal Panel-Powered Commercial Fire FACU Communicator:  
Dual SIM for 2 Networks; Dual Path Cell or Cell/IP all in One Model


verizon + AT&T

**One Dual SIM Dual Path Model is Both Verizon and AT&T and Sole or Dual Path with Cellular + Internet Option.** StarLink Fire provides full data reporting, in sole & dual path, as a primary or backup, to any central station of your choice, w/o requiring any special equipment on premises. The units are very easily activated, plans for dual or sole path & check-in periods are selected, and 24/7 account management is provided all through [www.napcocomnet.com](http://www.napcocomnet.com).

**Easy, Universal Installation at Every Application; standardly w/ Panel- Powered Technology™ or metal units with choice of power source.** StarLink Fire Communicators are easily connected to any 12V to 24V panel or Fire Alarm Control Panel (FACU) using easy Quick-Connect FACP modular jacks. For any application, StarLink Max Fire 2 Series comes in standard, ABS plastic Panel-Powered Technology™ (powered by the panel), models, or in metal housings w/ or w/o choice of power options, i.e., direct-connect 120VAC or Plug-in transformer. **Quick Tip: Using StarLink Fire Max 2 with Power Supply models (suffix -PS) eliminates the need to do recalculations on the fire system being retrofitted as well.**

StarLink Fire is End-to-End UL 864 Listed to protect signal reliability, speed & performance for critical life and safety alarm reports for maximum life safety & liability protection. **UL-Listed from the UL 864 StarLink Fire Max 2 communicator, to Napco's NY UL 864 Network Operations Center (shown below in map), to any Central Station's UL Listed Receiver.** (It is also backed by Disaster Recovery NOC in PA for immediate, mirrored emergency switchover.)

**STARLINK: ALL SIGNALS,  
ALWAYS IN THE USA**



**SLE-MAX2-CFBP**

Dual SIM/Dual Path StarLink Fire MAX 2 also available in  
Metal enclosures with or without power supply

**SLE-MAX2-CFB**

verizon + AT&T



# StarLink

## FIRE MAX




# StarLink

## FIRE MAX

### SLE-MAX2 SERIES Fire Dual SIM/Dual Path Commercial Fire Alarm Cell Communicators

- Dual SIM models auto-select optimal cell carrier - and Red or Blue LED Indicators inside signal Verizon or AT&T respectively, shown right.
- LED Status/Trouble Indicators 3 Radio Status LED Indicators (visible from outside standard model housing) - Green, Signal Strength; Amber- Busy/Activation; Red-Trouble. (Additional internal LEDs, not visible with cover closed, i.e., for troubleshooting and for AT&T or Verizon network selection, status). Power LED indicator viewable on outer metal enclosure models.
- Sole or Dual Path 5G LTE-M Cell Commercial Fire Alarm Communicator in One - Simply select Cell or Cell/IP Service Plan & check-in period: 5 minutes, 60 minutes, 6 hours or 24 hours.
- Signal Boost and Patented Switching Dual Diversity Antenna for maximum signal acquisition & null /signal-clash avoidance, receiving signals on both antennas (2 supplied, nothing extra to buy.)
- "Return Receipt" Fully-Supervised Communication Path between premise & central station, keeping channel open until kiss-off is received from Central Station receiver



#### SPECIFICATIONS: (Apply to all models unless otherwise stated)

##### SLE-MAX2-FIRE & SLE-MAX2-CFB:

##### Electrical Ratings for +12V / 24V (Models w/o Power Supply)

- Input Voltage: 10-24VDC regulated (power-limited output from UL Certified FACU/panel Aux/Remote Fire Power).
- Input Current: 24VDC standby: 85mA

##### SLE-MAX2-CFBPS:

##### Electrical Ratings for 120VAC, 60Hz (Models with Power Supply)

- Input Voltage: 120VAC nominal
- Input Current: 200mA maximum
- Maximum Charging Current: 200mA

##### Electrical Ratings Fire Input 1:

- Input Voltage: 9-25VDC
- Max Input Current: Up to 2mA from FACU NAC circuit

##### Electrical Ratings for Inputs 2 to 5 (Class B):

- Maximum Loop Voltage: 25VDC
- Maximum Loop Current: 1.2mA (metal models); 1.7mA (plastic)
- End of Line Resistor (EOLR) Value: 10K

##### Electrical Ratings for PGM3 Output:

- Open Collector Output: Max Voltage 3V when active; 25V max. when not.
- PGM Max Sink Current: 50mA (up to 15VDC), 25mA (15.1VDC -25VDC)

##### Physical & Environmental

- Plastic Housing: 8 x 5 1/2 x 1 1/2 "(WHD) + antennas (2ea, supplied) 8 1/4" H
- Metal Housing: 11 1/2 x 9 1/2 x 3 1/2 "(WHD) + antennas (2ea, supplied) 8 1/4" H
- Housings: 2 Keyholes for wall mount
- Operating Temp. 32 to 120°F, 93% Humidity Max.

##### COMPLIANCES:

NFPA 72 Eds: 2022, 2019, 2016, 2013, 2010; UL 2610, UL 985, UL 1023, UL 864 10th Ed., CSFM, NYC FD, LAFD Napco US Network Operations Center (NOC) UL 864 10th Ed., UL 1610, UL 1635

#### ORDERING INFORMATION

Model	Description	Dual SIM/ Dual Path	Verizon	AT&T	Sole Path Cell	Dual Path Cell/IP	Low Current Draw, Standby (@24V)	Current Draw, Peak (@24V)
SLE-MAX2-FIRE	Universal Fire Communicator, Dual SIM, Dual Path, Panel-Powered Technology, ABS Plastic Housing	✓	✓	✓	✓	✓	85mA	325mA
SLE-MAX2-CFB	Universal Fire Communicator, Dual SIM, Dual Path, Panel-Powered Technology	✓	✓	✓	✓	✓	85mA	325mA
SLE-MAX2-CFBPS	Universal Fire Communicator, Dual SIM, Dual Path, Direct AC Power 120VAC Metal Housing w/ Provision. For Plug-in TRF12 XFormer, 16VAC, 20VA (w/ provision for backup battery)	✓	✓	✓	✓	✓	200mA	200mA

#### OPTIONS/ACCESSORIES:

**SLE-WIFI-MODULE:** Optionally connects supported dual path models to Internet via WiFi, eliminating Ethernet cable connection. Requires 7AH battery. (see WI2191)

**SLE-ANTEXT30:** StarLink Omni-X Optional Extended Range Marine-Grade Complete Antenna Kit, w/ 30' of ultra low-noise LMR 300 cable, all hardware & ground fault isolator plate.

**SLE-ANTEXT50:** as above, 50' cable

**SLE-ANTEXT75:** as above, 75' cable

**SLE-ANTEXT100:** as above, 100' cable

**SLE-ANTEXT04:** as above, 4' cable

**SLE-FIRE-VR:** FACU Voltage Drop Kit, maintains safe input voltage < 27.5VDC


**TRF12:** Plug in AC Transformer, used w/ SLE-MAX2-CFBPS model, 16.5V / 20VA (use subject to local code).

**GEM-TAMPERKIT:** Tamper switches and screws to protect metal housing where required.

**SLE-ULPS-R:** Power Supply, for installations where FACU cannot provide Aux Power.

**SLE-FMBB:** Opt. Metal Cable Management Backbox for surface mounting plastic StarLink communicator models adjacent to FACUs on same plane. Radio easily snaps in on 4 stand-offs, no rewiring. Red metal enclosure w/ 3/4" cable knockouts; 2 Connectors & 4" Conduit, supplied.

**Also See FireLink FACUs with built-in StarLink Communicators & LCD Touchpads on Door, addressable & conventional, cloud-programmable.**



verizon



AT&T

Coming soon for Canada

# NAPCO

www.StarLinkFire.com

## Addressable, Conventional Fire Alarm Systems & Leading Commercial Fire Cellular Communications

For Compliance, Always Consult with AHJ & Tech Docs by Model, i.e., SLE-MAX2 FIRE (Plastic) WI2609LF; SLE-MAX2-CFBPS, -CFB (Dual Path Metal) WI2642LF. StarLink & StarLinkMAX Fire are trademarks of NAPCO Security Technologies, Inc. Other marks remain intellectual property of their respective companies. Preliminary data & promotions subject to change without notice. © NAPCO 2024 1 A852



FOR MORE

